CRIME REPORTED IN ALASKA 2011

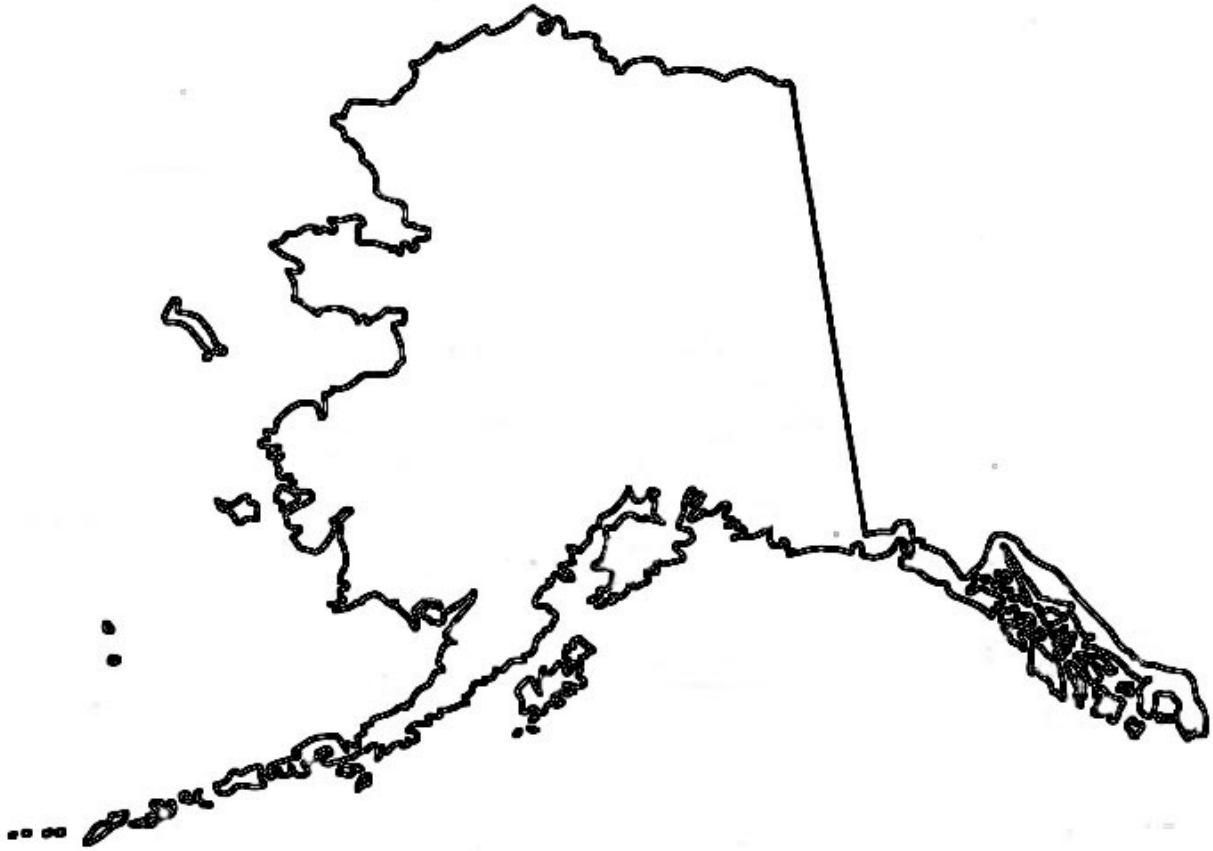

UNIFORM CRIME REPORTING

Department of Public Safety

CRIME REPORTED IN ALASKA

2011

UNIFORM CRIME REPORTING PROGRAM

DEPARTMENT OF PUBLIC SAFETY

Prepared By: Jennifer Hoage
Statewide Services Division
Criminal Records & Identification Bureau
Kathy Monfreda, Bureau Chief

GENERAL INFORMATION

Uniform Crime Reporting Program 17
Alaska Map 18
Contributing Agencies 19
Non Contributing Agencies 21
Previous Contributing Agencies 22
Reporting Agency Population 23
Law Enforcement Employee Count 24
Officers Killed in the Line of Duty 25
Reported Crime Frequency 28

UCR CRIME INDEX

Definition 29
Summary 29
Crime Index and Rate Variance 2010 - 2011 30
Crime Index Offense Summary 2007 - 2011 31
Crime Rate Summary 2007 - 2011 32
Crime Index Offense Distribution 33
Violent Crime vs. Property Crime 33
Crime by Offense Category 33
Violent Crime by Offense Category 34
Property Crime by Offense Category 34

CRIME INDEX OFFENSES

Murder 36
Definition 36
Summary 36
Index and Rate Variance 2007 - 2011 36
Variance 2007 - 2011 37
Summary by Calendar Month 37
Summary by Weapon Type 38
Relationship of Victim to Offender 39
Offender Distribution by Age, Sex, and Race 40
Victim Distribution by Age, Sex, and Race 41

Rape **43**
Definition 43
Summary 43
Index and Rate Variance 2007 - 2011 43
Variance 2007 - 2011 44
Summary by Calendar Month 44
Forcible Rape vs. Attempted Rape 45
Arrest Distribution by Age, Sex, and Race 46

Robbery **48**
Definition 48
Summary 48
Index and Rate Variance 2007 - 2011 48
Variance 2007 - 2011 49
Summary by Calendar Month 49
Summary by Weapon Type 50
Summary by Place of Occurrence 51
Arrest Distribution by Age, Sex, and Race 52

Aggravated Assault **54**
Definition 54
Summary 54
Index and Rate Variance 2007 - 2011 54
Variance 2007 - 2011 55
Summary by Calendar Month 55
Summary by Weapon Type 56
Arrest Distribution by Age, Sex, and Race 57

Burglary **59**
Definition 59
Summary 59
Index and Rate Variance 2007 - 2011 59
Variance 2007 - 2011 60
Summary by Calendar Month 60
Summary by Type of Entry 61
Summary by Place and Time of Occurrence 62
Arrest Distribution by Age, Sex, and Race 63

Larceny-Theft **65**
Definition 65
Summary 65
Index and Rate Variance 2007 - 2011 65
Variance 2007 - 2011 66
Summary by Calendar Month 66
Summary by Larceny-Theft Type 67
Arrest Distribution by Age, Sex, and Race 68

Motor Vehicle Theft **70**
Definition 70
Summary 70
Index and Rate Variance 2007 - 2011 70
Variance 2007 - 2011 71
Summary by Calendar Month 71
Arrest Distribution by Age, Sex, and Race 72

TABLES FOR CONTRIBUTING AGENCIES

Statewide Totals 74
Offenses Known to Law Enforcement 74
Property Stolen by Classification 75
Property Stolen by Type 76
Age, Sex, and Race of Persons Arrested 18 Years of Age and Over 77
Age, Sex, and Race of Persons Arrested Under 18 Years of Age 80
Arson Offenses Known to Law Enforcement 83
Law Enforcement Officers Killed or Assaulted 84

Alaska State Troopers 86
Offenses Known to Law Enforcement 86
Property Stolen by Classification 87
Property Stolen by Type 88
Age, Sex, and Race of Persons Arrested 18 Years of Age and Over 89
Age, Sex, and Race of Persons Arrested Under 18 Years of Age 92
Arson Offenses Known to Law Enforcement 95
Law Enforcement Officers Killed or Assaulted 96

Alcohol Beverage Control Board 98
Offenses Known to Law Enforcement 98
Property Stolen by Classification 99
Property Stolen by Type 100
Age, Sex, and Race of Persons Arrested 18 Years of Age and Over 101
Age, Sex, and Race of Persons Arrested Under 18 Years of Age 104
Arson Offenses Known to Law Enforcement 107
Law Enforcement Officers Killed or Assaulted 108

Anchorage Airport Police 110
Offenses Known to Law Enforcement 110
Property Stolen by Classification 111
Property Stolen by Type 112
Age, Sex, and Race of Persons Arrested 18 Years of Age and Over 113

Age, Sex, and Race of Persons Arrested Under 18 Years of Age 116
Arson Offenses Known to Law Enforcement 119
Law Enforcement Officers Killed or Assaulted 120

Anchorage Police Department 122
Offenses Known to Law Enforcement 122
Property Stolen by Classification 123
Property Stolen by Type 124
Age, Sex, and Race of Persons Arrested 18 Years of Age and Over 125
Age, Sex, and Race of Persons Arrested Under 18 Years of Age 128
Arson Offenses Known to Law Enforcement 131
Law Enforcement Officers Killed or Assaulted 132

Bethel Police Department 134
Offenses Known to Law Enforcement 134
Property Stolen by Classification 135
Property Stolen by Type 136
Age, Sex, and Race of Persons Arrested 18 Years of Age and Over 137
Age, Sex, and Race of Persons Arrested Under 18 Years of Age 140
Arson Offenses Known to Law Enforcement 143
Law Enforcement Officers Killed or Assaulted 144

Bristol Bay Police Department 146
Offenses Known to Law Enforcement 146
Property Stolen by Classification 147
Property Stolen by Type 148
Age, Sex, and Race of Persons Arrested 18 Years of Age and Over 149
Age, Sex, and Race of Persons Arrested Under 18 Years of Age 152
Arson Offenses Known to Law Enforcement 155
Law Enforcement Officers Killed or Assaulted 156

Cordova Police Department 158
Offenses Known to Law Enforcement 158

Property Stolen by Classification 159
Property Stolen by Type 160
Age, Sex, and Race of Persons Arrested 18 Years of Age and Over 161
Age, Sex, and Race of Persons Arrested Under 18 Years of Age 164
Arson Offenses Known to Law Enforcement 167
Law Enforcement Officers Killed or Assaulted 168

Craig Police Department 170
Offenses Known to Law Enforcement 170
Property Stolen by Classification 171
Property Stolen by Type 172
Age, Sex, and Race of Persons Arrested 18 Years of Age and Over 173
Age, Sex, and Race of Persons Arrested Under 18 Years of Age 176
Arson Offenses Known to Law Enforcement 179
Law Enforcement Officers Killed or Assaulted 180

Dillingham Police Department 182
Offenses Known to Law Enforcement 182
Property Stolen by Classification 183
Property Stolen by Type 184
Age, Sex, and Race of Persons Arrested 18 Years of Age and Over 185
Age, Sex, and Race of Persons Arrested Under 18 Years of Age 188
Arson Offenses Known to Law Enforcement 191
Law Enforcement Officers Killed or Assaulted 192

Fairbanks Airport Police 194
Offenses Known to Law Enforcement 194
Property Stolen by Classification 195
Property Stolen by Type 196
Age, Sex, and Race of Persons Arrested 18 Years of Age and Over 197
Age, Sex, and Race of Persons Arrested Under 18 Years of Age 200
Arson Offenses Known to Law Enforcement 203
Law Enforcement Officers Killed or Assaulted 204

Fairbanks Police Department 206
Offenses Known to Law Enforcement 206
Property Stolen by Classification 207
Property Stolen by Type 208
Age, Sex, and Race of Persons Arrested 18 Years of Age and Over 209
Age, Sex, and Race of Persons Arrested Under 18 Years of Age 212
Arson Offenses Known to Law Enforcement 215
Law Enforcement Officers Killed or Assaulted 216

Haines Police Department 218
Offenses Known to Law Enforcement 218
Property Stolen by Classification 219
Property Stolen by Type 220
Age, Sex, and Race of Persons Arrested 18 Years of Age and Over 221
Age, Sex, and Race of Persons Arrested Under 18 Years of Age 224
Arson Offenses Known to Law Enforcement 227
Law Enforcement Officers Killed or Assaulted 228

Homer Police Department 230
Offenses Known to Law Enforcement 230
Property Stolen by Classification 231
Property Stolen by Type 232
Age, Sex, and Race of Persons Arrested 18 Years of Age and Over 233
Age, Sex, and Race of Persons Arrested Under 18 Years of Age 236
Arson Offenses Known to Law Enforcement 239
Law Enforcement Officers Killed or Assaulted 240

Juneau Police Department 242
Offenses Known to Law Enforcement 242
Property Stolen by Classification 243
Property Stolen by Type 244
Age, Sex, and Race of Persons Arrested 18 Years of Age and Over 245
Age, Sex, and Race of Persons Arrested Under 18 Years of Age 248
Arson Offenses Known to Law Enforcement 251

Law Enforcement Officers Killed or Assaulted 252

Kenai Police Department 254
Offenses Known to Law Enforcement 254
Property Stolen by Classification 255
Property Stolen by Type 256
Age, Sex, and Race of Persons Arrested 18 Years of Age and Over 257
Age, Sex, and Race of Persons Arrested Under 18 Years of Age 260
Arson Offenses Known to Law Enforcement 263
Law Enforcement Officers Killed or Assaulted 264

Ketchikan Police Department 266
Offenses Known to Law Enforcement 266
Property Stolen by Classification 267
Property Stolen by Type 268
Age, Sex, and Race of Persons Arrested 18 Years of Age and Over 269
Age, Sex, and Race of Persons Arrested Under 18 Years of Age 272
Arson Offenses Known to Law Enforcement 275
Law Enforcement Officers Killed or Assaulted 276

Kodiak Police Department 278
Offenses Known to Law Enforcement 278
Property Stolen by Classification 279
Property Stolen by Type 280
Age, Sex, and Race of Persons Arrested 18 Years of Age and Over 281
Age, Sex, and Race of Persons Arrested Under 18 Years of Age 284
Arson Offenses Known to Law Enforcement 287
Law Enforcement Officers Killed or Assaulted 288

Kotzebue Police Department 290
Offenses Known to Law Enforcement 290
Property Stolen by Classification 291
Property Stolen by Type 292
Age, Sex, and Race of Persons Arrested 18 Years of Age and Over 293

Age, Sex, and Race of Persons Arrested Under 18 Years of Age 296
Arson Offenses Known to Law Enforcement 299
Law Enforcement Officers Killed or Assaulted 300

Nome Police Department 302
Offenses Known to Law Enforcement 302
Property Stolen by Classification 303
Property Stolen by Type 304
Age, Sex, and Race of Persons Arrested 18 Years of Age and Over 305
Age, Sex, and Race of Persons Arrested Under 18 Years of Age 308
Arson Offenses Known to Law Enforcement 311
Law Enforcement Officers Killed or Assaulted 312

North Pole Police Department 314
Offenses Known to Law Enforcement 314
Property Stolen by Classification 315
Property Stolen by Type 316
Age, Sex, and Race of Persons Arrested 18 Years of Age and Over 317
Age, Sex, and Race of Persons Arrested Under 18 Years of Age 320
Arson Offenses Known to Law Enforcement 323
Law Enforcement Officers Killed or Assaulted 324

North Slope Borough Police Department 326
Offenses Known to Law Enforcement 326
Property Stolen by Classification 327
Property Stolen by Type 328
Age, Sex, and Race of Persons Arrested 18 Years of Age and Over 329
Age, Sex, and Race of Persons Arrested Under 18 Years of Age 332
Arson Offenses Known to Law Enforcement 335
Law Enforcement Officers Killed or Assaulted 336

Palmer Police Department 338
Offenses Known to Law Enforcement 338
Property Stolen by Classification 339

Property Stolen by Type 340
Age, Sex, and Race of Persons Arrested 18 Years of Age and Over 341
Age, Sex, and Race of Persons Arrested Under 18 Years of Age 344
Arson Offenses Known to Law Enforcement 347
Law Enforcement Officers Killed or Assaulted 348

Petersburg Police Department 350
Offenses Known to Law Enforcement 350
Property Stolen by Classification 351
Property Stolen by Type 352
Age, Sex, and Race of Persons Arrested 18 Years of Age and Over 353
Age, Sex, and Race of Persons Arrested Under 18 Years of Age 356
Arson Offenses Known to Law Enforcement 359
Law Enforcement Officers Killed or Assaulted 360

St. Paul Island Police Department 362
Offenses Known to Law Enforcement 362
Property Stolen by Classification 363
Property Stolen by Type 364
Age, Sex, and Race of Persons Arrested 18 Years of Age and Over 365
Age, Sex, and Race of Persons Arrested Under 18 Years of Age 368
Arson Offenses Known to Law Enforcement 371
Law Enforcement Officers Killed or Assaulted 372

Seward Police Department..... 374
Offenses Known to Law Enforcement 374
Property Stolen by Classification 375
Property Stolen by Type 376
Age, Sex, and Race of Persons Arrested 18 Years of Age and Over 377
Age, Sex, and Race of Persons Arrested Under 18 Years of Age 380
Arson Offenses Known to Law Enforcement 383
Law Enforcement Officers Killed or Assaulted 384

Sitka Police Department 386
Offenses Known to Law Enforcement 386
Property Stolen by Classification 387
Property Stolen by Type 388
Age, Sex, and Race of Persons Arrested 18 Years of Age and Over 389
Age, Sex, and Race of Persons Arrested Under 18 Years of Age 392
Arson Offenses Known to Law Enforcement 395
Law Enforcement Officers Killed or Assaulted 396

Skagway Police Department 398
Offenses Known to Law Enforcement 398
Property Stolen by Classification 399
Property Stolen by Type 400
Age, Sex, and Race of Persons Arrested 18 Years of Age and Over 401
Age, Sex, and Race of Persons Arrested Under 18 Years of Age 404
Arson Offenses Known to Law Enforcement 407
Law Enforcement Officers Killed or Assaulted 408

Soldotna Police Department 410
Offenses Known to Law Enforcement 410
Property Stolen by Classification 411
Property Stolen by Type 412
Age, Sex, and Race of Persons Arrested 18 Years of Age and Over 413
Age, Sex, and Race of Persons Arrested Under 18 Years of Age 416
Arson Offenses Known to Law Enforcement 419
Law Enforcement Officers Killed or Assaulted 420

Unalaska Police Department 422
Offenses Known to Law Enforcement 422
Property Stolen by Classification 423
Property Stolen by Type 424
Age, Sex, and Race of Persons Arrested 18 Years of Age and Over 425
Age, Sex, and Race of Persons Arrested Under 18 Years of Age 428
Arson Offenses Known to Law Enforcement 431

Law Enforcement Officers Killed or Assaulted 432

University of Alaska - Anchorage 434
Offenses Known to Law Enforcement 434
Property Stolen by Classification 435
Property Stolen by Type 436
Age, Sex, and Race of Persons Arrested 18 Years of Age and Over 437
Age, Sex, and Race of Persons Arrested Under 18 Years of Age 440
Arson Offenses Known to Law Enforcement 443
Law Enforcement Officers Killed or Assaulted 444

University of Alaska - Fairbanks 446
Offenses Known to Law Enforcement 446
Property Stolen by Classification 447
Property Stolen by Type 448
Age, Sex, and Race of Persons Arrested 18 Years of Age and Over 449
Age, Sex, and Race of Persons Arrested Under 18 Years of Age 452
Arson Offenses Known to Law Enforcement 455
Law Enforcement Officers Killed or Assaulted 456

Valdez Police Department 458
Offenses Known to Law Enforcement 458
Property Stolen by Classification 459
Property Stolen by Type 460
Age, Sex, and Race of Persons Arrested 18 Years of Age and Over 461
Age, Sex, and Race of Persons Arrested Under 18 Years of Age 464
Arson Offenses Known to Law Enforcement 467
Law Enforcement Officers Killed or Assaulted 468

Wasilla Police Department 470
Offenses Known to Law Enforcement 470
Property Stolen by Classification 471
Property Stolen by Type 472
Age, Sex, and Race of Persons Arrested 18 Years of Age and Over 473

Age, Sex, and Race of Persons Arrested Under 18 Years of Age 476
Arson Offenses Known to Law Enforcement 479
Law Enforcement Officers Killed or Assaulted 480

Wrangell Police Department 482
Offenses Known to Law Enforcement 482
Property Stolen by Classification 483
Property Stolen by Type 484
Age, Sex, and Race of Persons Arrested 18 Years of Age and Over 485
Age, Sex, and Race of Persons Arrested Under 18 Years of Age 488
Arson Offenses Known to Law Enforcement 491
Law Enforcement Officers Killed or Assaulted 492

APPENDIX
Offenses in Uniform Crime Reporting 494

THIS PAGE INTENTIONALLY LEFT BLANK

UNIFORM CRIME REPORTING PROGRAM

The Uniform Crime Reporting (UCR) Program is a nationwide cooperative effort by city, state, and county law enforcement agencies to report data on crimes brought to their attention. The International Association of Chiefs of Police (IACP) developed this methodology for crime reporting in response to the need for national crime statistics. The data provides the information necessary to gain a basic understanding of the nature and scope of the nation's crime problem.

The Federal Bureau of Investigation (FBI) identified eight offense categories, selected because of their seriousness and frequency, as crime index offenses. The crime index contains both violent crimes (crimes against people) and property crimes. The crime index includes murder, forcible rape, robbery, and aggravated assault in the violent crime group and burglary, larceny-theft, motor vehicle theft, and arson in the property crime category. The UCR Program also collects statistical data on officer assault, and persons arrested for Part I and Part II crimes. The FBI assumed administrative responsibility for the program in 1930. The FBI receives and tabulates nationwide data and annually publishes these statistics in *Crime in the United States.*

Since June of 1982, the Department of Public Safety (DPS) has administered the UCR Program for the State of Alaska. The Criminal Records and Identification Bureau, located within the Statewide Services Division, is responsible for collecting, tabulating, reporting, and publishing the UCR data provided by local law enforcement agencies participating in the program; however, the submitting agencies retain responsibility for the accuracy of their data. UCR is a voluntary program and the number of agencies reporting data to DPS varies from year to year.

In 2011, 34 agencies provided 12 months of crime information to the department. The reporting agencies represented 99.4 percent of the state's population. Monthly crime statistics, created from the Alaska Public Safety Information Network (APSIN) or locally generated reports, are forwarded to the FBI for inclusion in its annual report and are used to compile the annual *Crime Reported in Alaska* publication. This document is a major resource for measuring the trend and distribution of crime in Alaska.

ALASKA UCR 2011 REPORTING AGENCIES

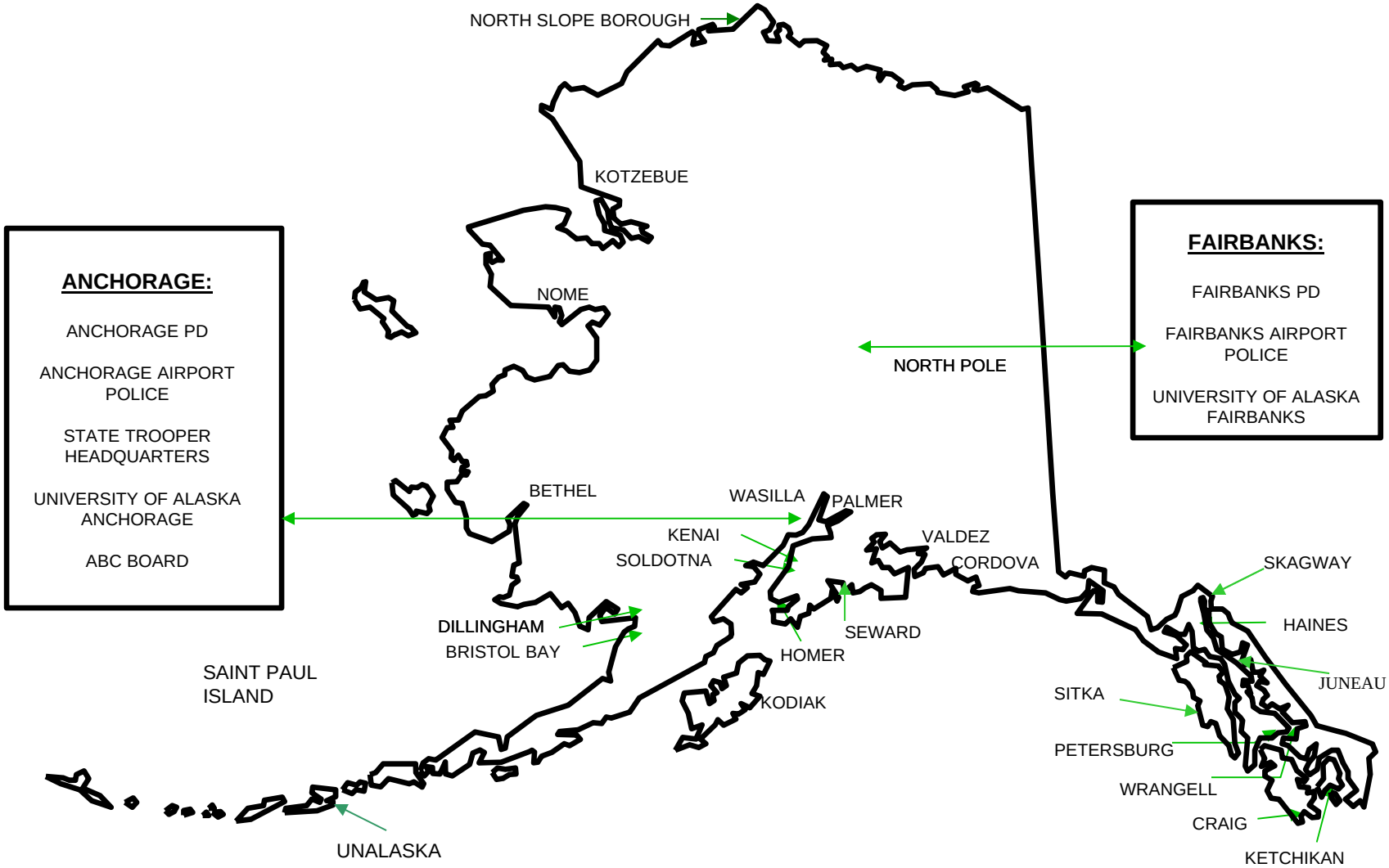

ANCHORAGE:

ANCHORAGE PD

ANCHORAGE AIRPORT POLICE

STATE TROOPER HEADQUARTERS

UNIVERSITY OF ALASKA ANCHORAGE

ABC BOARD

FAIRBANKS:

FAIRBANKS PD

FAIRBANKS AIRPORT POLICE

UNIVERSITY OF ALASKA FAIRBANKS

2011 CONTRIBUTING AGENCIES

SUMMARY BASED DATA	PARTICIPATION
Alaska State Troopers	1976 – 2011
Alcohol Beverage Control Board	2005 - 2011
Anchorage Airport Police	1989 – 2011
Anchorage Police Department	1976 – 2011
Bethel Police Department	1987 – 1995
	1999 – 2011
Bristol Bay Borough Police Department	1985 – 2011
Cordova Police Department	1978 – 1997
	1999 – 2011
Craig Police Department	1978 – 2011
Dillingham Police Department	1981 – 1987
	1994 – 2011
Fairbanks Airport Police	1998 – 2011
Fairbanks Police Department	1976 – 2011
Haines Police Department	1985 – 2011
Homer Police Department	1976 – 2011
Juneau Police Department	1976 – 1994
	2002 - 2011
Kenai Police Department	1976 – 2011
Ketchikan Police Department	1976 – 1987
	1989 – 2011
Kodiak Police Department	1980 – 2011
Kotzebue Police Department	1980 – 1983
	2000 – 2001
	2004 – 2006
	2008 – 2011
North Pole Police Department	1978 – 2011
North Slope Borough Department of Public Safety	1977 – 1996
	1999 – 2011
Nome Police Department	1978 – 1991
	2009 - 2011
Palmer Police Department	1977 – 2011

Petersburg Police Department ..... 1976 – 2011

Saint Paul Police Department ..... 1987 – 1989

1997 – 2011

Seward Police Department ..... 1978 – 2011

Sitka Police Department ..... 1976 – 1988

2000 - 2011

Skagway Police Department ..... 1977 – 1997

2000 – 2011

Soldotna Police Department ..... 1977 – 2011

Unalaska Police Department ..... 1980 – 1981

1983

2000 - 2011

University of Alaska Anchorage ..... 1993 – 2011

University of Alaska Fairbanks ..... 1993 – 2011

Valdez Police Department ..... 1976 – 1983

1999 – 2002

2008 – 2011

Wasilla Police Department ..... 1993 – 2005

2006 (2+mo)

2007 – 2011

Wrangell Police Department ..... 1976 – 2011

2011 NON-CONTRIBUTING MUNICIPAL AGENCIES*

Galena Police Department

Hoonah Police Department

Hooper Bay Police Department

Houston Police Department

Kake Police Department

King Cove Police Department

Klawock Department of Public Safety

Metlakatla Police Department

Nenana Department of Public Safety

Sand Point Department of Public Safety

Seldovia Police Department

Tanana Department of Public Safety

Togiak Police Department

Unalakleet Department of Public Safety

Whittier Police Department

Yakutat Police Department

*Non-contributing agencies are defined as those law enforcement agencies listed in the current year (2011) Journal of the Alaska Peace Officers and Associates, current members of the Alaska Police Standards Council, and/or those agencies that have previously contributed their Uniform Crime Reporting (UCR) statistics.

PREVIOUS PARTICIPATION BY 2011 NON-CONTRIBUTING MUNICIPAL AGENCIES

	YEARS OF PARTICIPATION
Hoonah Police Department of Public Safety	1978
Houston Police Department	2004 - 2010
Kake Police Department	1999
King Cove Police Department	1999
Klawock Police Department	1987 – 1989
	1991 – 2000
Nenana Department of Public Safety	2000 - 2003
	2005 (8 mo)
Sand Point Police Department	1989
Togiak Police Department	1994 – 1995
Whittier Police Department	1978

REPORTING AGENCY POPULATION

2007-2011

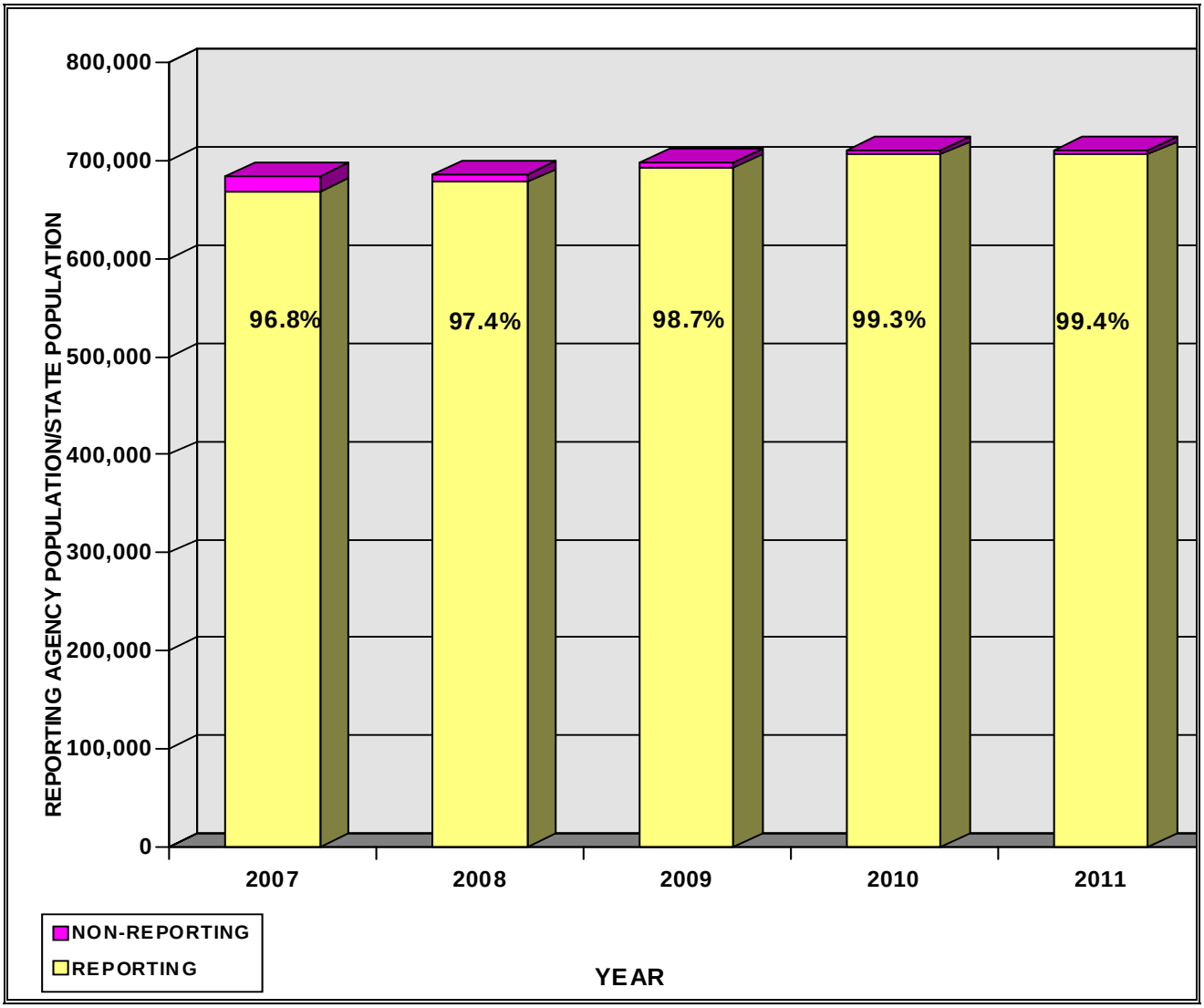

The FBI estimates population figures. They are calculated by using the state totals available to the Bureau of the Census and applying the state's rate of growth for the current year over the previous year to each agency.

2011 LAW ENFORCEMENT EMPLOYEE COUNT AS OF 10/31/2011

AGENCY	AGENCY HEAD	LAW ENFORCEMENT OFFICERS		CIVILIAN EMPLOYEES		TOTAL
		MALE	FEMALE	MALE	FEMALE	
Alaska Department of Public Safety	Commissioner Joseph A. Masters	359	14	108	142	623
Alcohol Beverage Control Board	Director Shirley Gifford			6	5	11
Anchorage Airport Police	Chief Jesse Davis	51	5		2	58
Anchorage Police Department	Chief Mark T. Mew	335	55	26	119	535
Anvik Police Department	Chief of Police					
Bethel Police Department	Chief Larry Elarton	11	2	3	5	21
Bristol Bay Police Department	Chief Rodney E. Enevoldsen	4			5	9
Cordova Police Department	Chief P.E. Griffiths	4	1	3	3	11
Craig Police Department	Chief R.J. Ely	5		1	4	10
Dillingham Police Department	Chief Doug Dombroski	7	1	8	5	21
Emmonak Police Department	Chief of Police					
Fairbanks Airport Police	Chief Moses Villalobos	24	2		9	35
Fairbanks Police Department	Chief Laren J. Zager	42	2		3	47
Fort Yukon Police Department	Chief of Police					
Galena Police Department	Chief of Police					
Haines Police Department	Chief Gary Lowe	4	1		5	10
Homer Police Department	Chief Mark Robl	12		2	6	20
Hoonah Police Department	Chief Kelly P. Swihart	3			3	6
Houston Police Department	Chief of Police					
Juneau Police Department	Chief Greg Browning	43	4	8	29	84
Kake Police Department	Chief of Police					
Kenai Police Department	Chief Gus Sandahl	16	2	2	7	27
Ketchikan Police Department	Chief Alan Bengaard	23		5	5	33
King Cove Police Department	Chief of Police					
Klawock Police Department	Acting Chief – Sgt. Valent L. Maxwell	3				3
Kodiak Police Department	Chief Charles Kamai	15	3	8	13	39
Kotzebue Police Department	Chief Craig B. Moates	7		6	3	16
Metlakatla Police Department	Chief of Police					
Nome Police Department	Chief John J. Papasodora	11		4	2	17
North Pole Police Department	Chief Paul Lindhag	13	1		1	15
North Slope Borough DPS	Chief Leon Boyea	34	2	12	15	63
Palmer Police Department	Chief George R. Boatright	15	1	2	11	29
Petersburg Police Department	Chief James Agner	7	2	3	3	15
Saint Paul Dept. of Public Safety	Chief Kevin Alberg	3		1	2	6
Sand Point Police Department	Chief Joseph Shoemaker	4		1		5
Seldovia Police Department	Chief Shad Haller	1				1
Seward Police Department	Chief Thomas Clemons	9	1	8	6	24
Sitka Police Department	Chief Sheldon Schmitt	16	1	5	9	31
Skagway Police Department	Chief Ray Leggett	4		2	2	8
Soldotna Police Department	Chief John H. Lucking Jr.	13			2	15
Togiak Police Department	Chief William Ferris	2				2
Unalaska Police Department	Director Jamie Sunderland	11	2	5	5	23
University of Alaska Anchorage PD	Chief Rick L. Shell	13	2	5	1	21
University of Alaska Fairbanks PD	Chief Sean McGee	9	1	3	4	17
Valdez Police Department	Chief William Comer	9		2	6	17
Wasilla Police Department	Chief Gene Belden	21	1	4	19	45
Whittier Police Department	Chief David Schofield	3				3
Wrangell Police Department	Chief Doug McCloskey	6			8	14
Yakutat Police Department	Chief John Nichols					
Total		**1172**	**106**	**243**	**469**	**1990**

OFFICERS KILLED IN THE LINE OF DUTY

DATE	NAME	AGENCY	LOCATION
July 28, 1960	Doris W. Barber	Sitka PD	Sitka
March 5, 1964	Gary G. Wohfeil	Fish & Game	Turnagain Pass
March 5, 1964	Leroy G. Bohuslov	Fish & Game	Turnagain Pass
October 19, 1964	Donald T. Dull	Juneau PD	Juneau
January 30, 1966	Kenneth G Nauska	Craig PD	Craig
January 4, 1968	Benjamin F. Strong	Anchorage PD	Anchorage
November 19, 1972	Thomas C. Dillon	Bethel PD	Bethel
February 18, 1974	Dennis F. Cronin	AST	Anchorage
March 30, 1974	Earl R. Hoggard	Ketchikan PD	Ketchikan
December 11, 1974	Larry R. Carr	AST	Kodiak
December 11, 1974	Frank S. Rodman	AST	Kodiak
September 8, 1975	Jonathon P. Flora	Anchorage PD	Anchorage
April 17, 1979	Richard J. Adair	Juneau PD	Juneau
April 17, 1979	Jimmy E. Kennedy	Juneau PD	Juneau
October 28, 1980	Harry E. Kier	Anchorage PD	Anchorage
April 4, 1982	Roland E. Chevalier, Jr.	AST	Fairbanks
January 14, 1983	John D. Stimson	FWP	Cordova
January 15, 1983	Gordon B. Bartel	Kodiak PD	Kodiak
May 19, 1984	Troy L. Duncan	AST	Fairbanks
July 23, 1984	David C. Harris	Ft. Rich. MP	Anchorage
May 10, 1985	Ignatius J. Charlie	Alakanuk PD	Alakanuk
July 17, 1986	Harry B. Hanson, Jr.	Anchorage PD	Anchorage
October 20, 1986	Ronald E. Zimin	VPSO	South Naknek
June 5, 1989	Louie G. Mizelle	Anchorage PD	Anchorage
February 12, 1992	Anthony C. Jones	Dillingham PD	Dillingham
May 4, 1992	Karl W. Reishus	Juneau PD	Juneau
October 11, 1994	C. E. Swackhammer	DPS	Yukon Territory
October 11, 1994	Robert L. Bittick	AST	Yukon Territory
October 26, 1996	Dan R. Seely	Anchorage PD	Anchorage

DATE	NAME	AGENCY	LOCATION
January 10, 1997	Bruce Heck	AST	Glennallen
January 1, 1998	John K. Lamm	Fairbanks PD	Fairbanks
September 16, 1998	David C. Churchill	AST	King Salmon
May 15, 1999	James A. Rowland, Jr.	Palmer PD	Palmer
June 25, 2001	James A. Moen	FWP	Iliamna
July 9, 2001	Justin T. Wollam	Anchorage PD	Anchorage
November 24, 2001	Hans-Peter L. Roelle	AST	Palmer
November 19, 2002	James Hesterberg	DOC	Anchorage
December 19, 2002	Thomas Patrick O'Hara	NPS	King Salmon
December 25, 2003	John Patrick Watson	Kenai PD	Kenai
August 28, 2010	Anthony Wallace	Hoonah PD	Hoonah
August 28, 2010	Matthew Tokuoka	Hoonah PD	Hoonah

THIS PAGE LEFT BLANK INTENTIONALLY

2011
REPORTED CRIME FREQUENCY

ALASKA
CRIME CLOCK

one
CRIME INDEX
OFFENSE
every 22 min. 30 sec.

one
VIOLENT CRIME
every 1 hour 59 min. 40 sec.

one
MURDER
every 11 days 18 hours 34 min.

one
FORCIBLE RAPE
every 20 hours 11 min. 4 sec.

one
ROBBERY
every 15 hours 12 min. 30 sec.

one
AGGRAVATED ASSAULT
every 2 hours 36 min. 51 sec.

one
PROPERTY CRIME
every 27 min. 43 sec.

one
BURGLARY
every 3 hours 5 min.

one
LARCENY - THEFT
every 35 min. 39 sec.

one
MOTOR VEHICLE THEFT
every 6 hours 21 min. 25 sec.

The Crime Clock should be viewed with care. Being the most aggregate representation of UCR data, it is designed to convey the annual reported crime experience by showing the relative frequency of occurrence of the Index Offenses. This mode of display should not be taken to imply a regularity in the commission of the Crime Index Offenses; rather, it represents the annual ratio of crime to fixed time intervals.

2011 UCR CRIME INDEX

DEFINITION

The crime index is composed of selected offenses used to gauge fluctuations in the overall volume and rate of crime reported to law enforcement. The offenses included are the violent crimes of murder and non-negligent manslaughter, forcible rape, robbery, and aggravated assault and the property crimes of burglary, larceny-theft, and motor vehicle theft. All violent crime involves force or threat of force whereas the object of property crime is the taking of money or property without force or threat of force against the victim.

The FBI began collecting arson data in 1979. Because national population coverage for arson data is lower than for other Crime Index offenses, the FBI tabulates arson data separately from the other index offenses in *Crime in the United States.* To retain uniformity with federal reporting, Alaska excludes arson from the state crime index and rate calculations. The data is included at the agency level.

SUMMARY

The calculations represented in *Crime Reported in Alaska* are made utilizing the index offense totals for the current and previous year, as well as population estimates provided by the FBI. All of the violent crime index offense totals and the property crime index offense totals decreased in 2011. The crime rate, which relates the incidence of crime to population, likewise experienced similar decreases as the index offense totals. Caution should be exercised when comparing data from year to year and making conclusions.

In 2011, the percentage of the population represented by reporting agencies increased slightly, but remained at 99.4 percent. The population represented by the 34, 12-month reporting agencies, experienced an estimated 1.8 percent increase. All facts are important to consider when reviewing the fluctuations in the crime index and rate variances between 2010 and 2011, as well as changes in the crime index offense totals and their distributions.

CRIME INDEX AND RATE VARIANCE 2010 - 2011

	POPULATION	TOTAL OFFENSES	VIOLENT CRIMES	PROPERTY CRIMES	MURDER	FORCIBLE RAPE	ROBBERY	AGGRAVATED ASSAULT	BURGLARY	LARCENY-THEFT	MOTOR VEHICLE THEFT
CRIME INDEX	1.8%	-5.2%	-2.9%	-5.7%	-3.1%	-17.8%	-2.7%	-0.6%	-7.8%	-4.3%	-14.3%
CRIME RATE		-6.8%	-4.5%	-7.3%	-4.6%	**	-4.4%	-2.3%	-9.4%	-6.0%	-15.7%

** Female population data not available

- The crime index is composed of selected offenses used to gauge fluctuations in the volume and rate of crime reported to law enforcement.

- The crime rate compares the incidence of crime to the total reporting agency population.

CRIME INDEX OFFENSE SUMMARY

2007 - 2011

	TOTAL OFFENSES*	VIOLENT CRIMES	PROPERTY CRIMES	MURDER	FORCIBLE RAPE	ROBBERY	AGGRAVATED ASSAULT	BURGLARY	LARCENY -THEFT	MOTOR VEHICLE THEFT
2007	26,941	4,427	22,514	42	514	577	3,294	3,606	16,533	2,375
2008	24,152	4,452	19,700	30	446	642	3,334	3,175	14,931	1,594
2009	24,826	4,524	20,302	21	503	643	3,357	3,498	15,133	1,671
2010	24,624	4,522	20,102	32	528	592	3,370	3,083	15,412	1,607
2011	23,353	4,392	18,961	31	434	576	3,351	2,841	14,742	1,378

*Negligent manslaughter and simple assault omitted from totals.

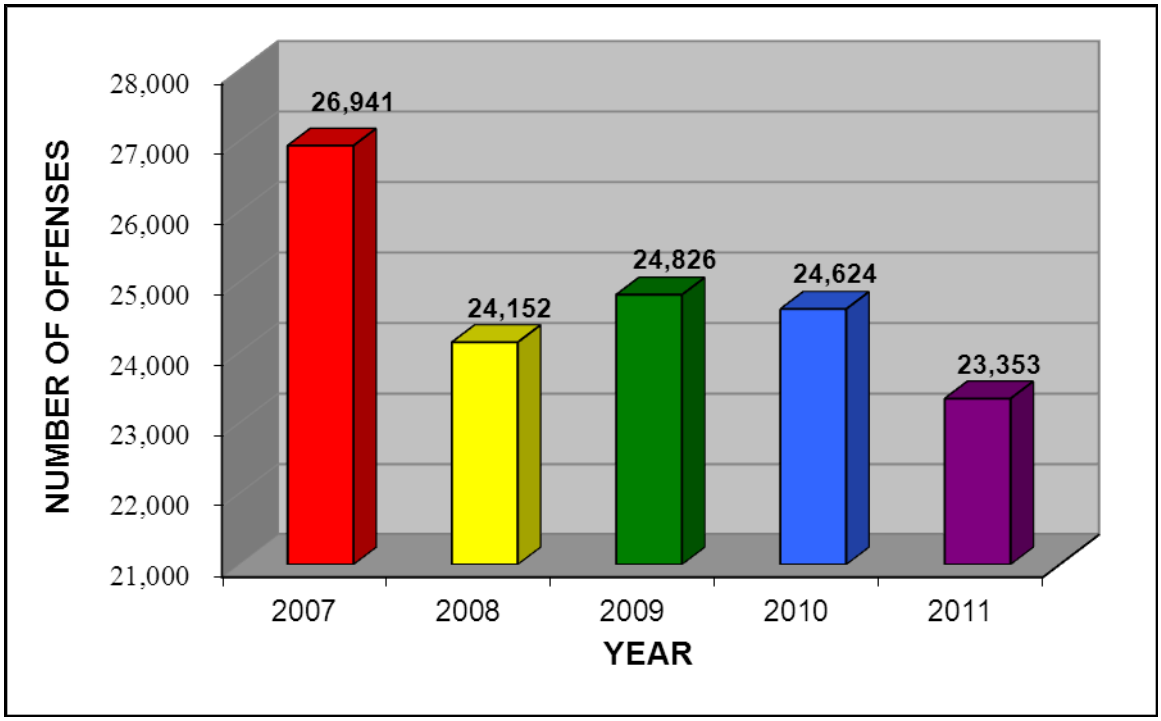

CRIME RATE SUMMARY

2007 - 2011

	POPULATION	TOTAL OFFENSES	VIOLENT CRIMES	PROPERTY CRIMES	MURDER	FORCIBLE RAPE*	ROBBERY	AGGRAVATED ASSAULT	BURGLARY	LARCENY-THEFT	MOTOR VEHICLE THEFT
2007	667,568	4,036	663	3,373	6.3	**	86.4	493.4	540.2	2,476.6	355.8
2008	677,603	3,564	657	2,907	4.4	**	94.8	492.0	468.6	2,203.5	235.2
2009	693,296	3,581	653	2,928	3.0	**	92.8	484.2	504.6	2,182.8	241.0
2010	705,910	3,488	640	2,848	4.5	**	83.8	477.3	436.7	2,183.2	227.6
2011	718,303	3,251	611	2,640	4.3	**	80.2	466.5	395.5	2,052.3	191.8

* Based on Male population
** Female population figure not available

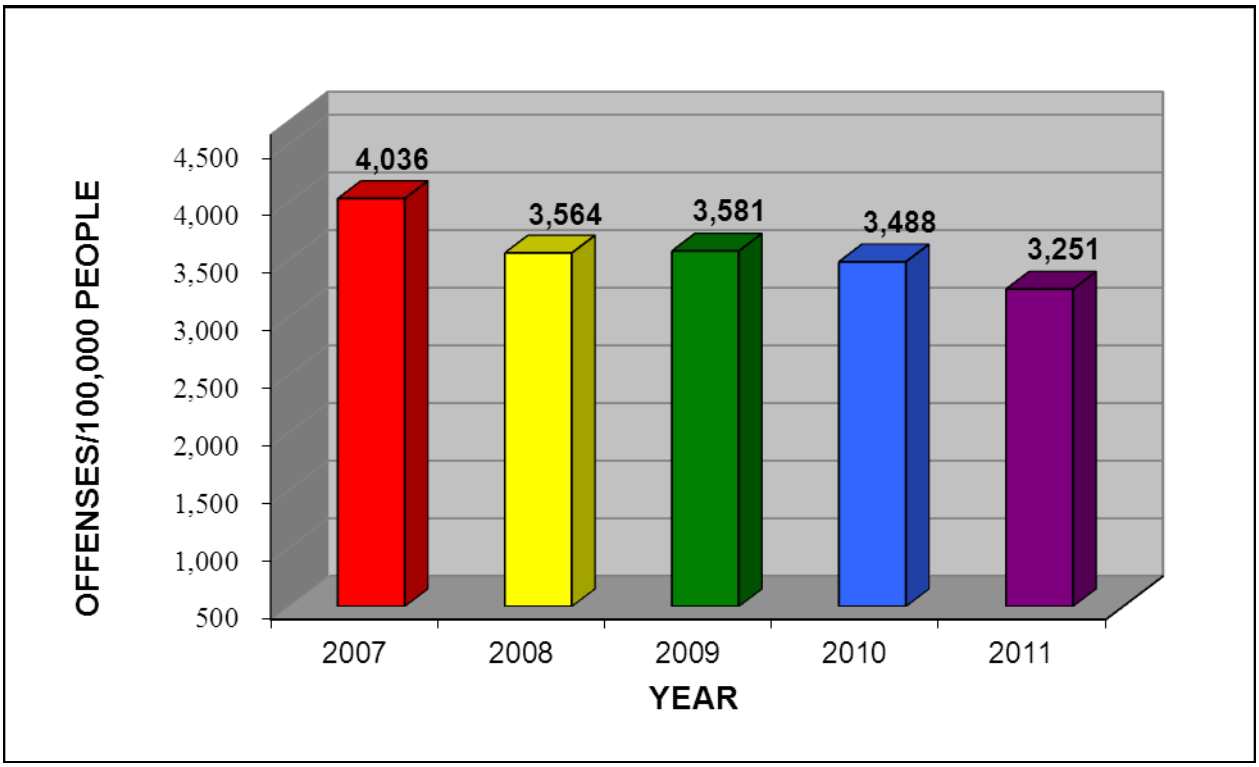

The crime rate relates the incidence of crime to population. It is commonly expressed as the number of crime index offenses for each 100,000 inhabitants.

2011 CRIME INDEX OFFENSE DISTRIBUTION

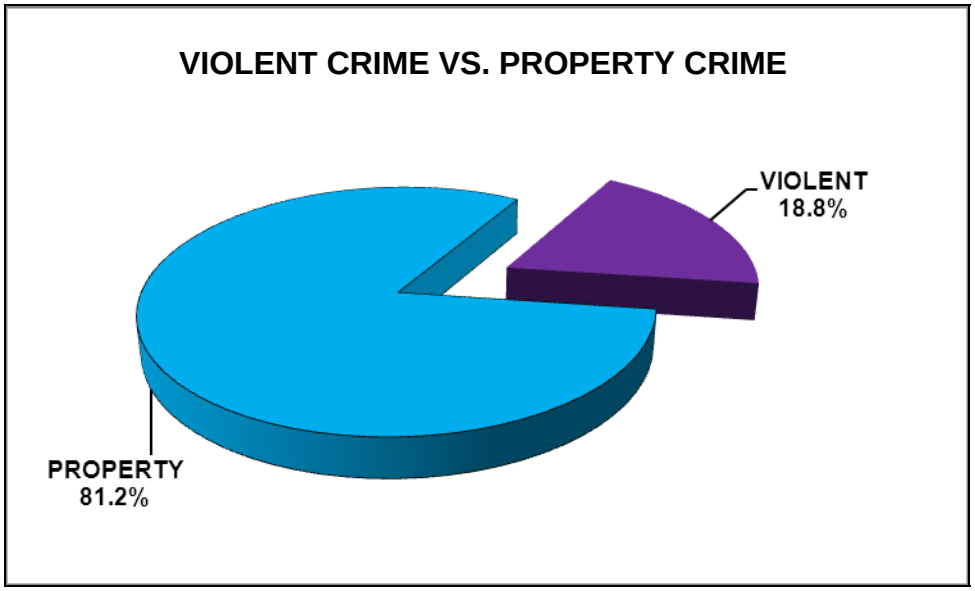

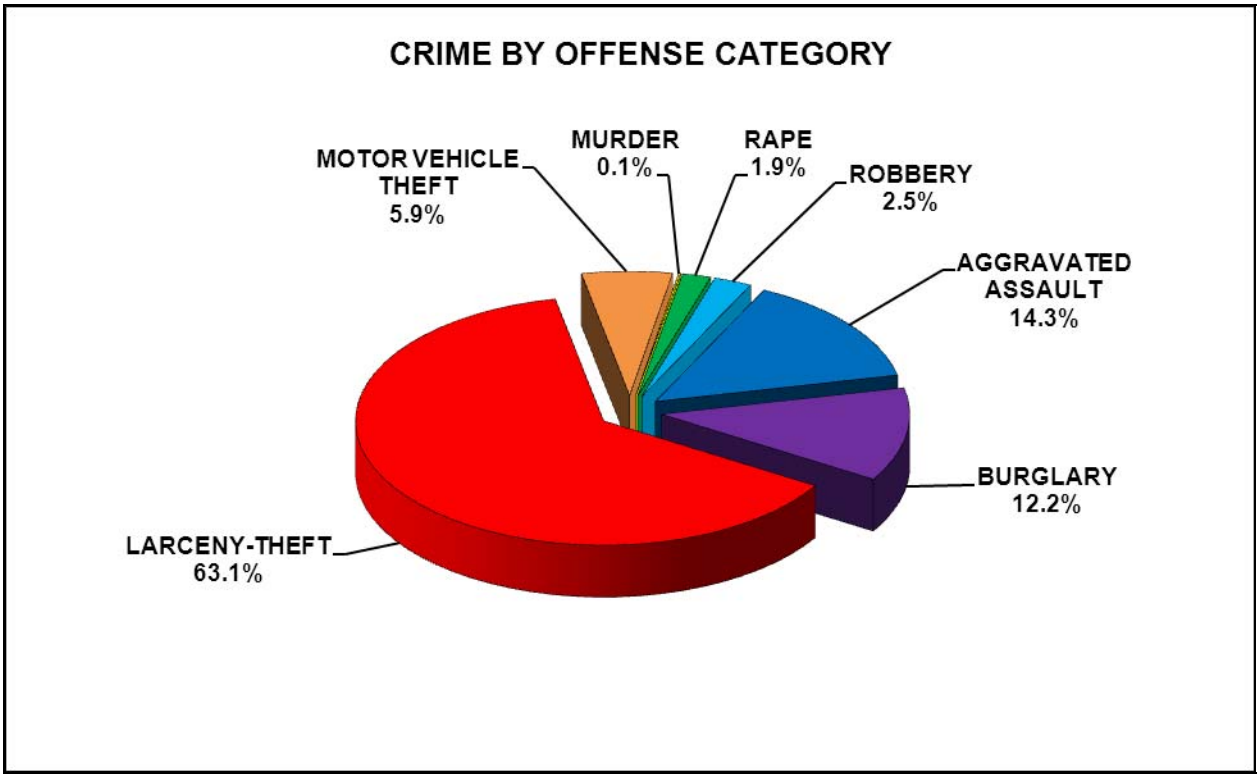

2011 CRIME INDEX OFFENSE DISTRIBUTION

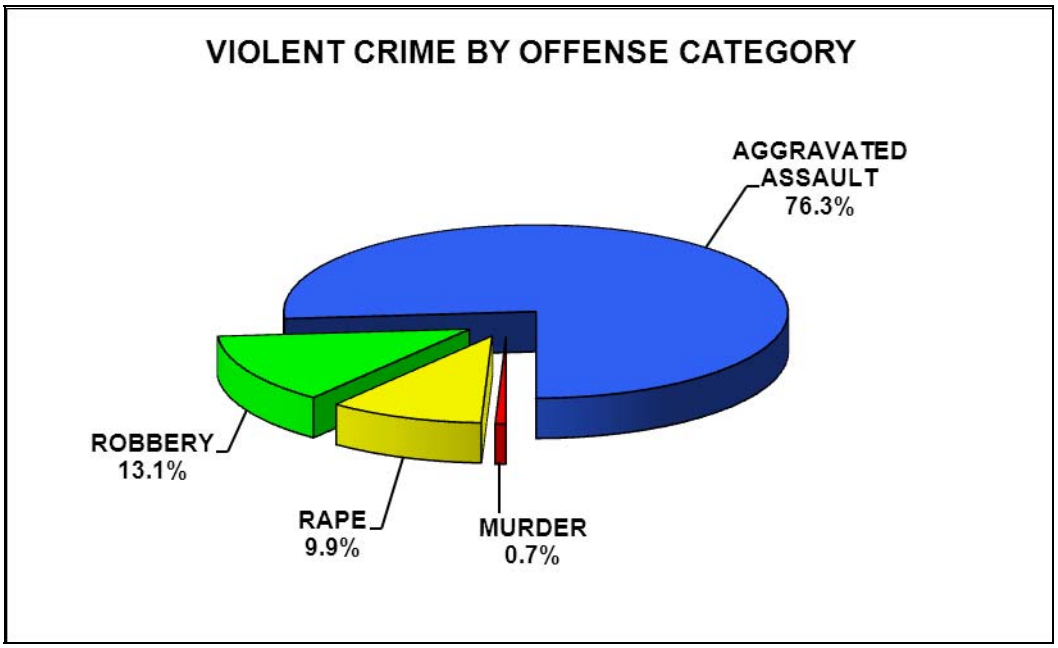

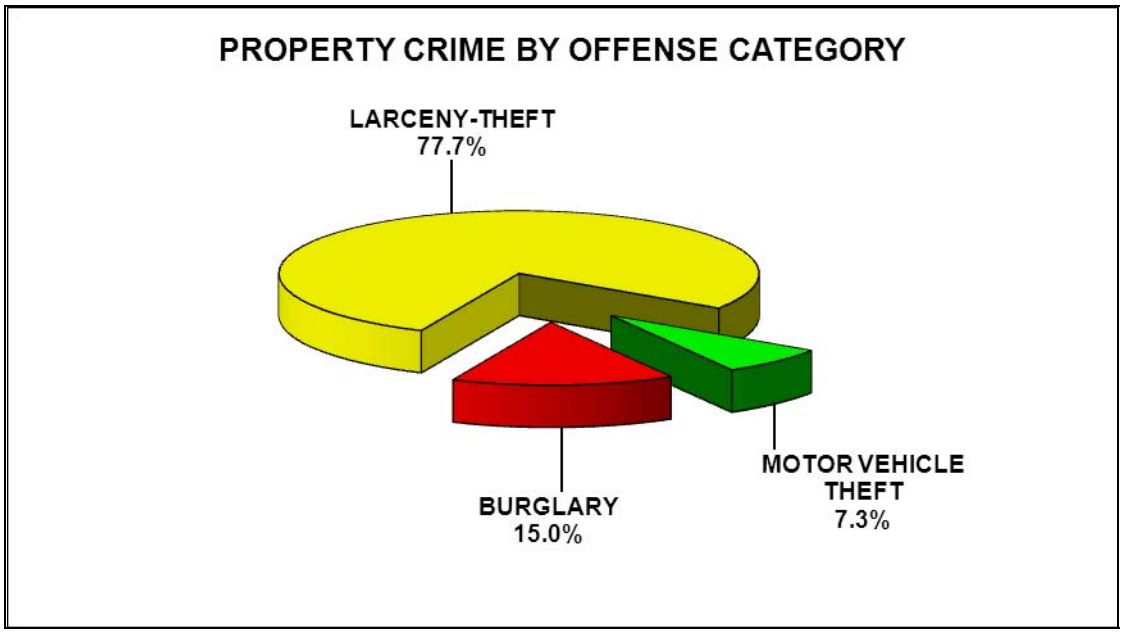

THIS PAGE INTENTIONALLY LEFT BLANK

2011 MURDER AND NON-NEGLIGENT MANSLAUGHTER

DEFINITION

The Uniform Crime Reporting (UCR) Program defines murder and non-negligent manslaughter as the willful (non-negligent) killing of one human being by another.

The classification of this offense is based solely on police investigation as opposed to the determination of a court, medical examiner, coroner, jury, or other judicial body. The UCR Program does not include the following situations in this offense classification: deaths caused by negligence, suicide, or accident; justifiable homicides; and attempts to murder or assaults to murder, which are scored as aggravated assaults.[1]

SUMMARY

A total of 31 murders were recorded in 2011. This represents 0.7 percent of the violent crimes and 0.1 percent of the total crime index offenses. The number of murders decreased 3.1 percent between 2010 and 2011. Monthly figures show that more persons were murdered in October than any other month in 2011. May and September were the only two months for which there were no reported homicides. There was 1 identified offender under 18 years of age and 94.2 percent were 18 and over. An additional 2.9 percent were unknown offenders. Twelve point nine (12.9) percent of the victims were under 18 years of age and 87.1 percent were 18 and over. Seventy seven point one (77.1) percent of the identified offenders and 71.0 percent of the victims were male. The weapon used in 46.7 percent of the homicides was some type of firearm.

MURDER INDEX AND RATE VARIANCE 2007 – 2011

YEAR	NUMBER	INDEX % CHANGE	RATE % CHANGE
2007	42	+23.5	+20.0
2008	30	-28.6	-30.2
2009	21	-30.0	-31.8
2010	32	+52.4	+50.0
2011	31	-3.1	-4.6

[1]U.S. Department of Justice, Federal Bureau of Investigation, *Crime in the United States 2010*, http://www.fbi.gov/about-us/cjis/ucr/crime-in-the-u.s/2010/crime-in-the-u.s.-2010/violent-crime/murdermain

2011 MURDER AND NON-NEGLIGENT MANSLAUGHTER

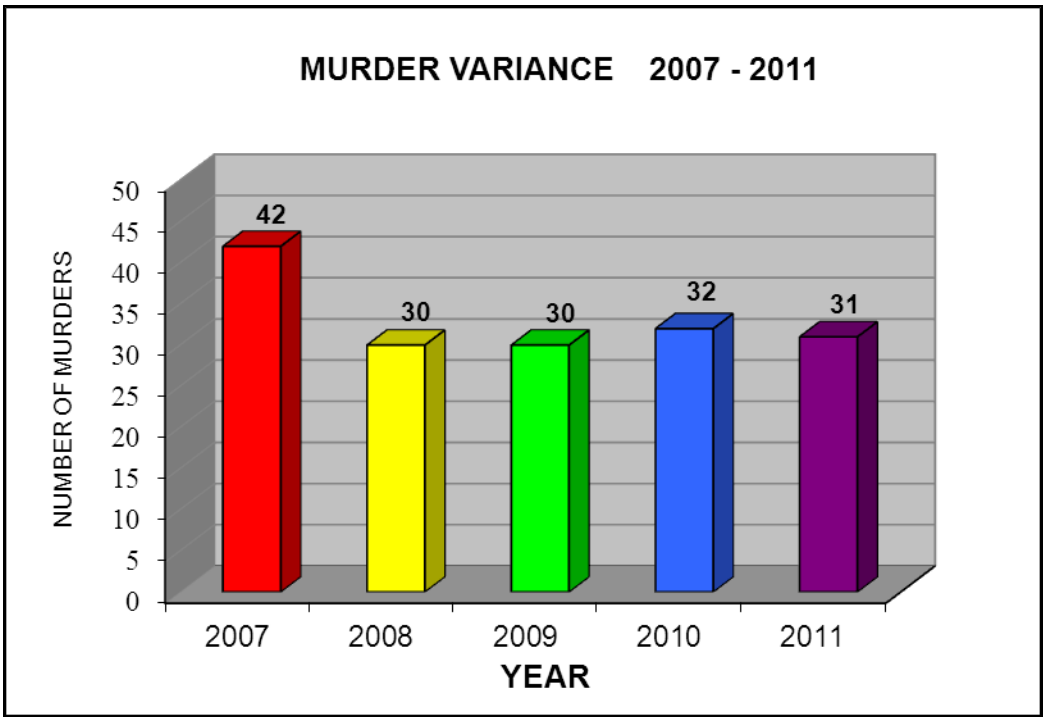

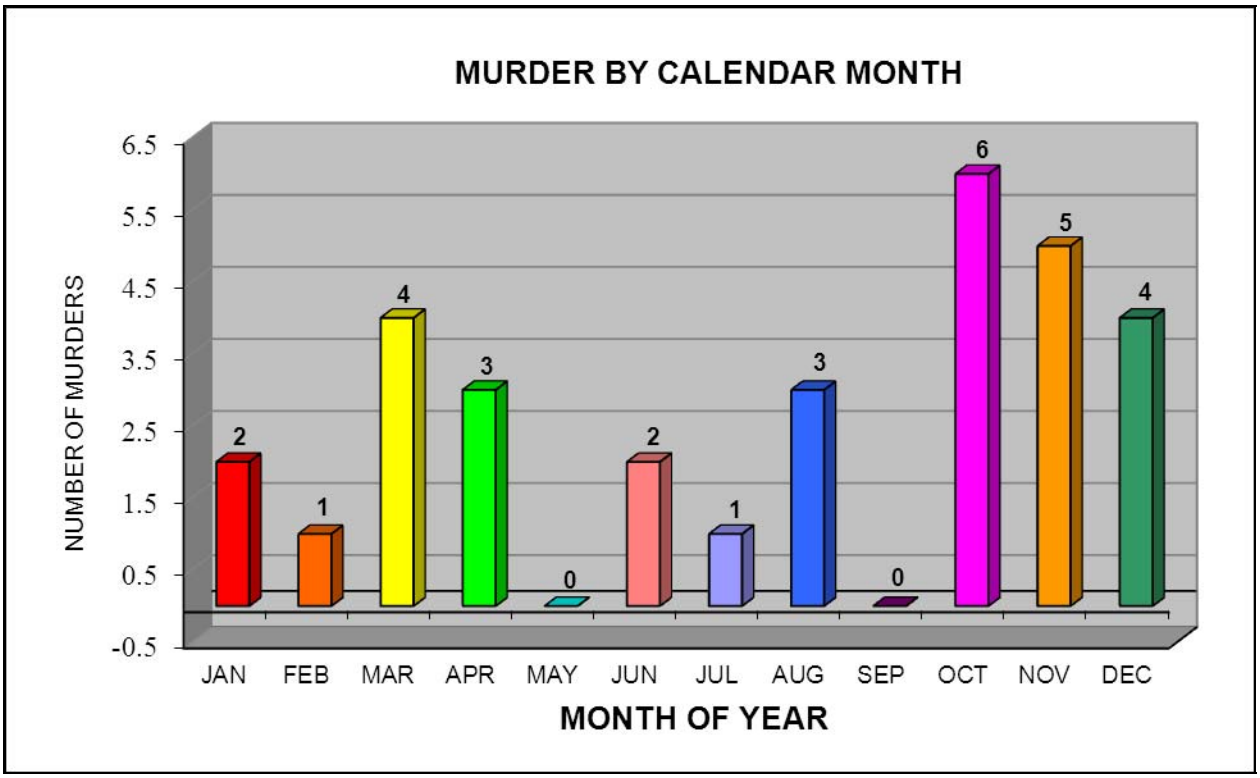

2011 MURDER AND NON-NEGLIGENT MANSLAUGHER

SUMMARY BY WEAPON/CAUSE TYPE

WEAPON/CAUSE	NUMBER	PERCENT
HANDGUN	5	16.1%
SHOTGUN	3	9.7%
UNKNOWN FIREARM	6.5	21.0%
HANDS/FIST/FEET	2	6.5%
KNIFE/CUTTING INSTRUMENT	7.5	24.2%
OTHER DANGEROUS WEAPON	4	12.9%
OTHER	2	6.5%
UNKNOWN	1	3.2%

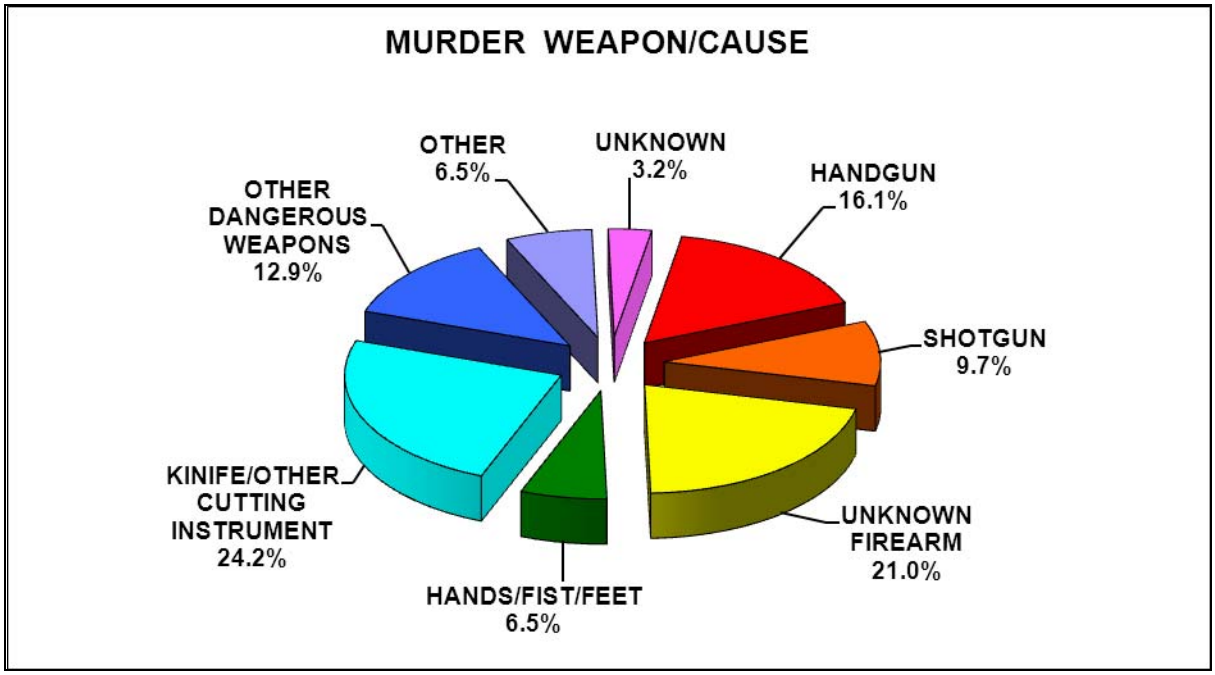

2011 MURDER AND NON-NEGLIGENT MANSLAUGHER

RELATIONSHIP OF VICTIM TO OFFENDER

RELATIONSHIP	NUMBER	PERCENT
ACQUAINTANCE	12	34.3%
SON	2	5.7%
DAUGHTER	3	8.6%
OTHER FAMILY MEMBER	1	2.9%
SPOUSE	1	2.9%
BOYFRIEND	1	2.9%
GIRLFRIEND	3	8.6%
PARENT	1	2.9%
ROOMMATE	1	2.9%
FRIEND	4	11.4%
EMPLOYER	1	2.9%
STRANGER	3	8.6%
UNKNOWN	2	5.7%

The sum of all the relationship categories (35) may not equal the murder/victim total (31) or the offender total (35), as several incidents involved multiple offenders or multiple victims and each relationship is counted.

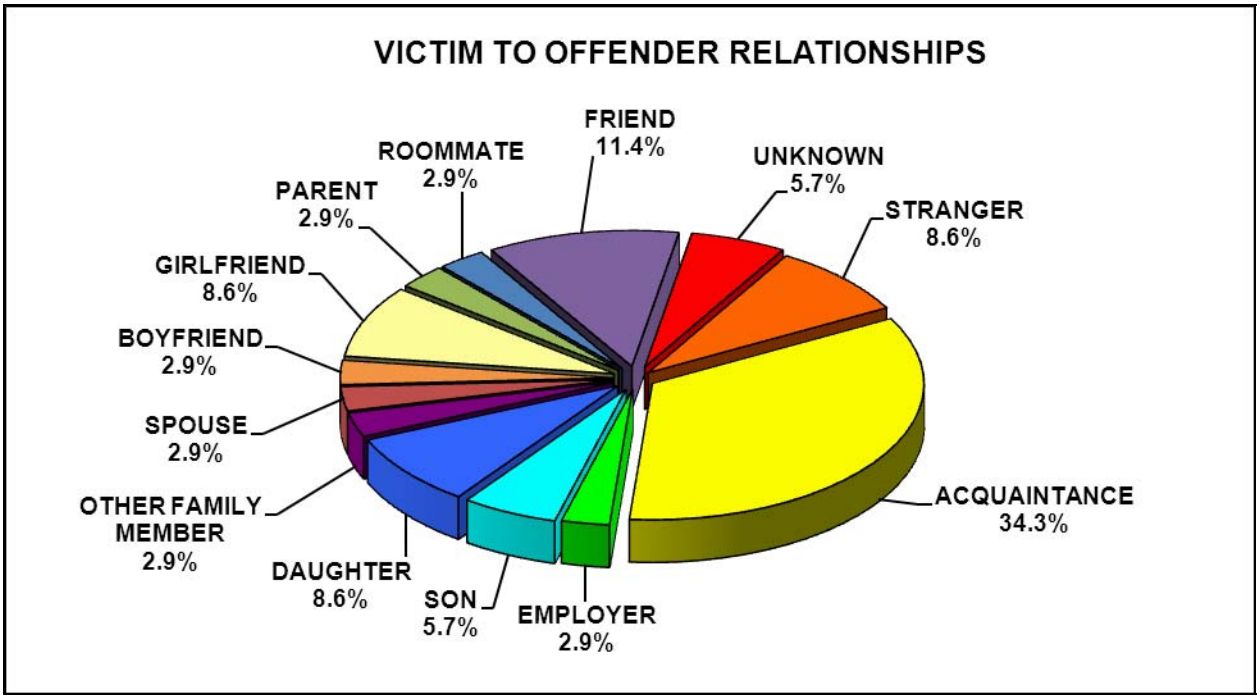

OFFENDER DISTRIBUTION BY AGE, SEX, AND RACE

AGE	NUMBER	PERCENT	SEX			RACE				
			MALE	FEMALE	UNK	WHITE	BLACK	INDIAN	ASIAN	UNK
Under 12										
13-14										
15										
16										
17	1	2.9%	1				1			
18	2	5.7%	2			1	1			
19	3	8.6%	3				1	2		
20										
21	3	8.6%	3			1	1	1		
22	1	2.9%	1					1		
23										
24										
25-29	3	8.6%	1	2				2	1	
30-34	6	17.1%	3	3		6				
35-39	6	17.1%	5	1		5		1		
40-44	3	8.6%	3			1		1	1	
45-49	2	5.7%	2			1		1		
50-54	2	5.7%	2			1		1		
55-59	1	2.9%	1			1				
60-64										
65+	1	2.9%		1		1				
UNK	1	2.9%			1					1
TOTAL	**35**	**100.0%**	**27**	**7**	**1**	**18**	**4**	**10**	**2**	**1**

AGE	NUMBER	PERCENT	SEX			RACE				
			MALE	FEMALE	UNK	WHITE	BLACK	INDIAN	ASIAN	UNK
0-17	1	2.9%	1				1			
18+	33	94.2%	26	7		18	3	10	2	
UNK	1	2.9%			1					1
TOTAL	**34**	**100.0%**	**25**	**4**	**5**	**16**	**2**	**9**	**2**	**5**

VICTIM DISTRIBUTION BY AGE, SEX, AND RACE

AGE	NUMBER	PERCENT	SEX			RACE				
			MALE	FEMALE	UNK	WHITE	BLACK	INDIAN	ASIAN	UNK
Under 12	4	12.9%	2	2		3		1		
13-14										
15										
16										
17										
18										
19	3	9.7%	2	1		1	1	1		
20	2	6.5%	2				1	1		
21	1	3.2%		1				1		
22										
23										
24	1	3.2%	1			1				
25-29	2	6.5%	2			1		1		
30-34	3	9.7%	2	1		1			2	
35-39	2	6.5%	2			1		1		
40-44	3	9.7%	1	2		1		2		
45-49	2	6.5%	2			2				
50-54	1	3.2%	1							1
55-59	5	16.1%	3	2		3			2	
60-64	1	3.2%	1			1				
65+	1	3.2%	1			1				
UNK										
TOTAL	**31**	**100.0%**	**22**	**9**	**0**	**16**	**2**	**8**	**4**	**1**

AGE	NUMBER	PERCENT	SEX			RACE				
			MALE	FEMALE	UNK	WHITE	BLACK	INDIAN	ASIAN	UNK
0-17	4	12.9%	2	2		3		1		
18+	27	87.1%	20	7		13	2	7	4	1
TOTAL	**31**	**100.0%**	**22**	**9**	**0**	**16**	**2**	**8**	**4**	**1**

THIS PAGE INTENTIONALLY LEFT BLANK

2011 FORCIBLE RAPE

DEFINITION

Forcible rape, as defined in the Uniform Crime Reporting (UCR) Program, is the carnal knowledge of a female forcibly and against her will. Assaults and attempts to commit rape by force or threat of force are also included; however, statutory rape (without force) and other sex offenses are excluded. [2] By Uniform Crime Reporting definition, the victims of forcible rape are always female.

SUMMARY

A total of 434 rapes were reported in 2011, 56 of which were attempted rapes. The total represents 9.9 percent of the violent crimes and 1.9 percent of the total crime index offenses. There were 17.8 percent less reported rapes in 2011 than in 2010. Monthly figures indicate that the greatest number of rapes, including attempts, occurred in May while the fewest number occurred in April and October. Arrest data submitted by 34 agencies indicated 16.9 percent of the persons arrested for rape were under 18 years of age and 83.1 percent were 18 and over.

As is the case for all other Crime Index Offenses, complaints of forcible rape made to law enforcement agencies are sometimes found to be false or baseless. In such cases, law enforcement agencies report these instances as “unfounded” and exclude them from the crime counts. In 2011, 10.3 percent of forcible rape complaints were “unfounded”.

RAPE INDEX AND RATE VARIANCE 2007 – 2011

YEAR	NUMBER	INDEX % CHANGE	RATE % CHANGE
2007	514	+3.8	*
2008	446	-13.2	*
2009	503	+12.8	*
2010	528	+5.0	*
2011	434	-17.8	*

* Due to non-availability of female population data, the rate percent change can not be calculated.

[2] *Crime in the United States 2010*, http://www.fbi.gov/about-us/cjis/ucr/crime-in-the-u.s/2010/crime-in-the-u.s.-2010/violent-crime/rapemain

2011 FORCIBLE RAPE

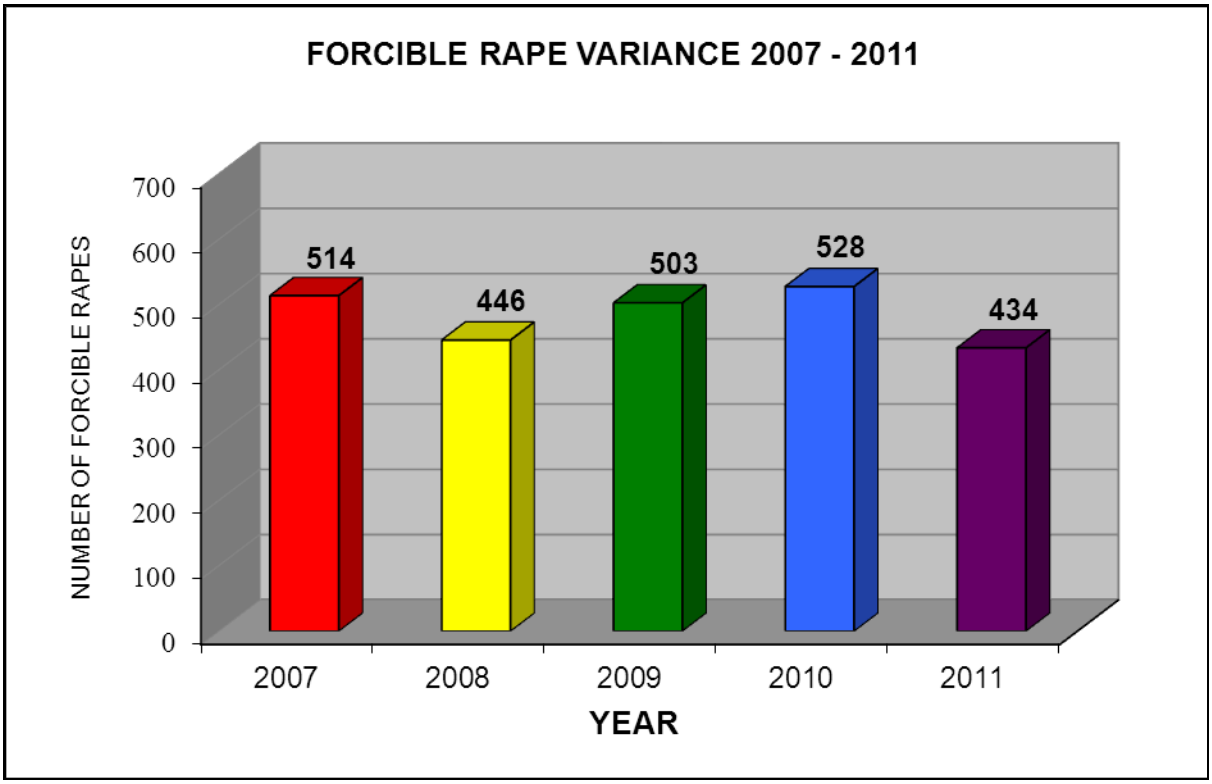

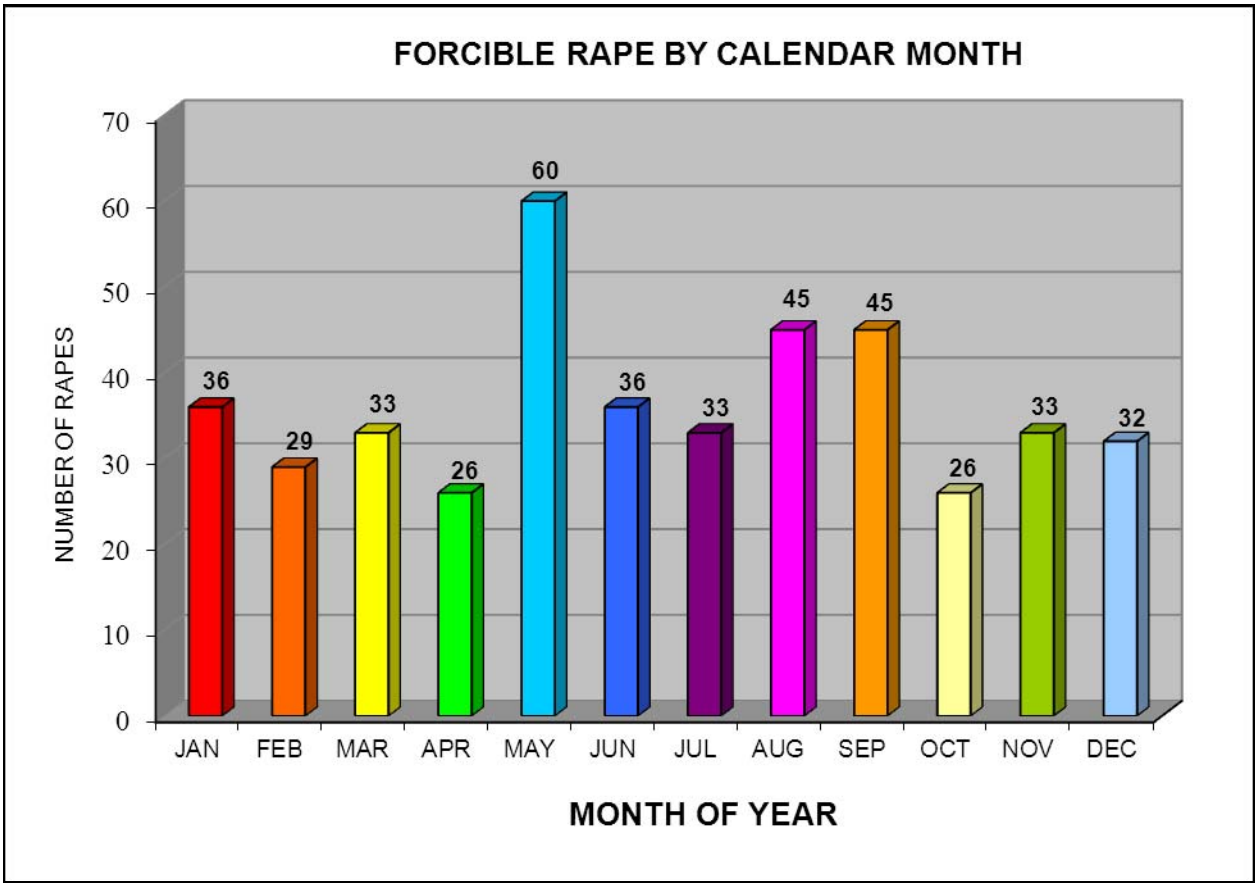

2011 FORCIBLE RAPE

RAPE TYPE	NUMBER	PERCENT
FORCIBLE RAPE	378	87.1%
ATTEMPTED FORCIBLE RAPE	56	12.9%

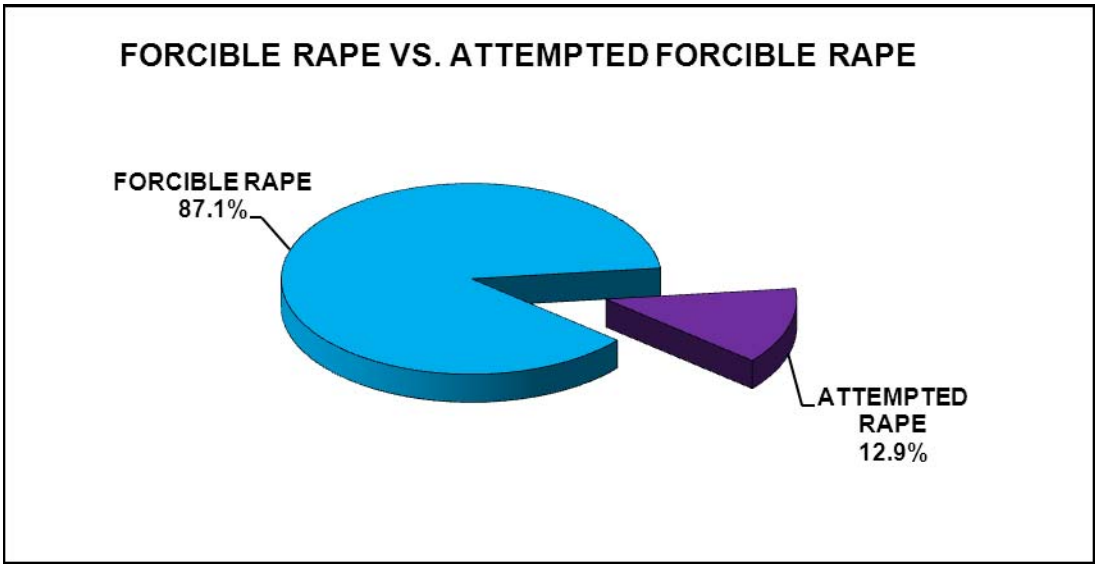

2011 FORCIBLE RAPE

ARREST DISTRIBUTION BY AGE, SEX, AND RACE

AGE GROUP	NUMBER	PERCENT	SEX	
			MALE	FEMALE
12 AND UNDER				
13 - 14	2	2.4%	2	
15	3	3.6%	2	1
16	5	6.0%	5	
17	4	4.8%	4	
18				
19				
20	4	4.8%	4	
21	3	3.6%	3	
22	1	1.2%	1	
23	1	1.2%	1	
24	1	1.2%	1	
25 - 29	8	9.6%	8	
30 - 34	9	10.8%	9	
35 - 39	12	14.5%	12	
40 – 44	8	9.6%	8	
45 – 49	11	13.3%	11	
50 - 54	7	8.4%	7	
55 - 59	4	4.8%	4	
60 - 64				
65 AND OVER				
TOTAL	**83**	**100.0%**	**82**	**1**

RACE	NUMBER	PERCENT
WHITE	29	34.9%
BLACK	11	13.3%
INDIAN	41	49.4%
ASIAN	2	2.4%

THS PAGE INTENTIONALLY LEFT BLANK

2011 ROBBERY

DEFINITION

The Uniform Crime Reporting (UCR) Program defines robbery as the taking or attempting to take anything of value from the care, custody, or control of a person or persons by force or threat of force or violence and/or by putting the victim in fear. [3]

SUMMARY

A total of 576 robberies were committed in 2011. This represents 13.1 percent of the violent crimes and 2.5 percent of the total crime index offenses. The number of robberies decreased 2.7 percent between 2010 and 2011. Monthly figures indicate that more persons were robbed during September than any other month, while the fewest number were robbed in November. Twenty-two point six (22.6) percent of the robberies were committed using a firearm while 61.8 percent were committed using strong-arm tactics. Arrest data submitted by 34 agencies indicated 18.9 percent of the persons arrested for robbery were under 18 years of age and 81.1 percent were 18 and over. Eighty-four point six (84.6) percent of the persons arrested for robbery were male.

The estimated dollar value of associated property loss was $298,349. Robberies reported to have occurred on streets or highways accounted for approximately 50.9 percent of the offense total and 24.3 percent of the property loss.

ROBBERY INDEX AND RATE VARIANCE 2007 - 2011

YEAR	NUMBER	INDEX % CHANGE	RATE % CHANGE
2007	577	-2.0	-4.8
2008	642	11.3	9.6
2009	643	0.2	-2.1
2010	592	-7.9	-9.6
2011	576	-2.7	-4.4

[3] *Crime in the United States 2010,* http://www.fbi.gov/about-us/cjis/ucr/crime-in-the-u.s/2010/crime-in-the-u.s.-2010/violent-crime/robberymain

2011 ROBBERY

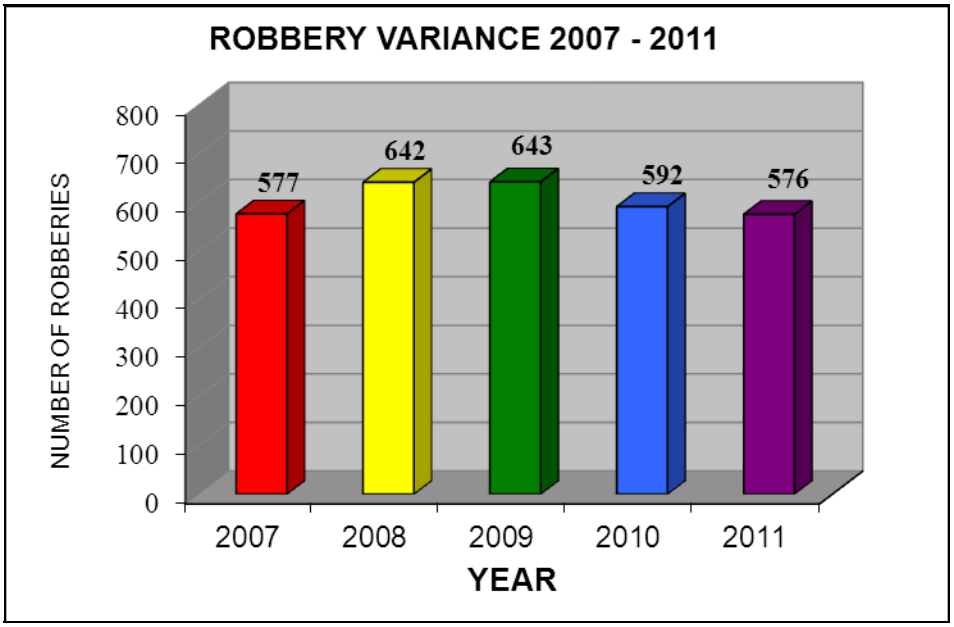

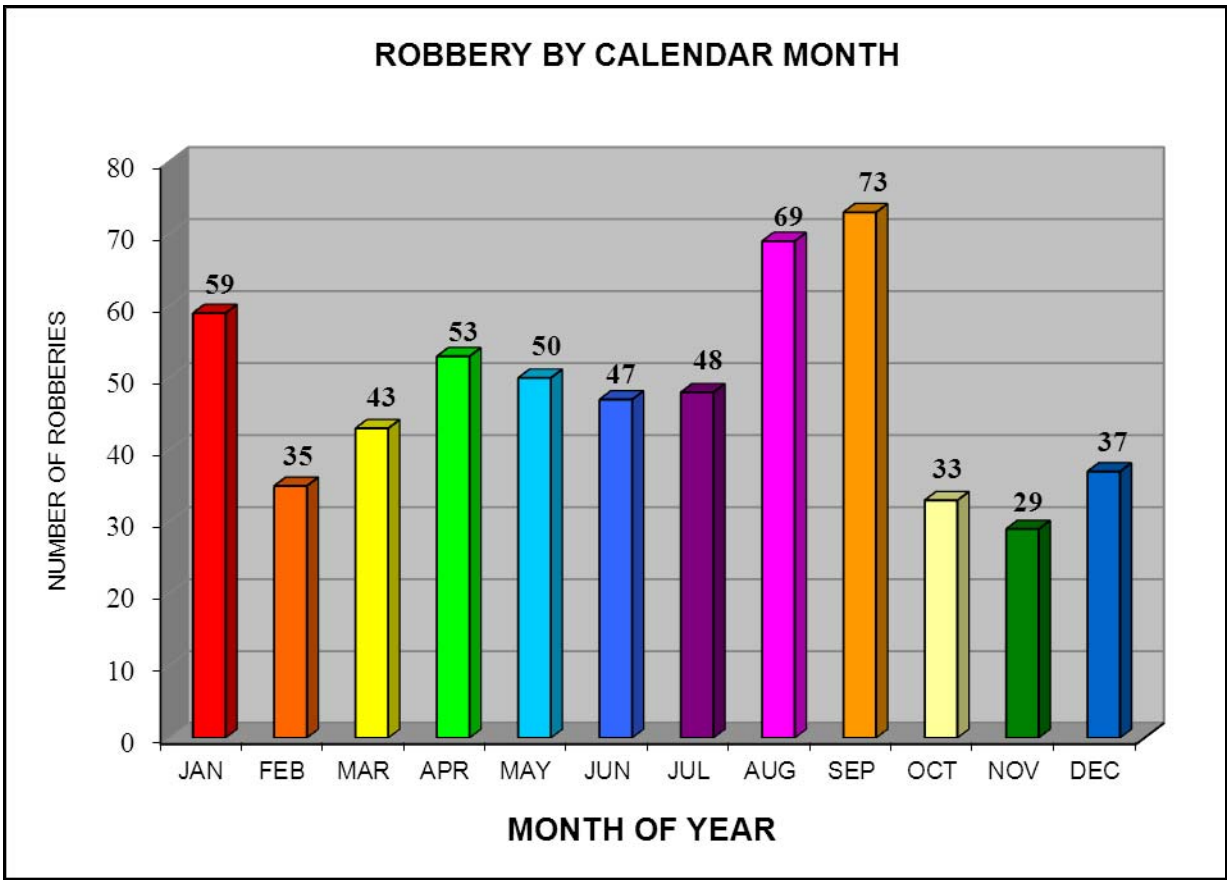

2011 ROBBERY

SUMMARY BY WEAPON TYPE

WEAPON	NUMBER	PERCENT
FIREARM	130	22.6%
KNIFE/OTHER CUTTING INSTRUMENT	46	8.0%
OTHER DANGEROUS WEAPON	44	7.6%
STRONG-ARM	356	61.8%

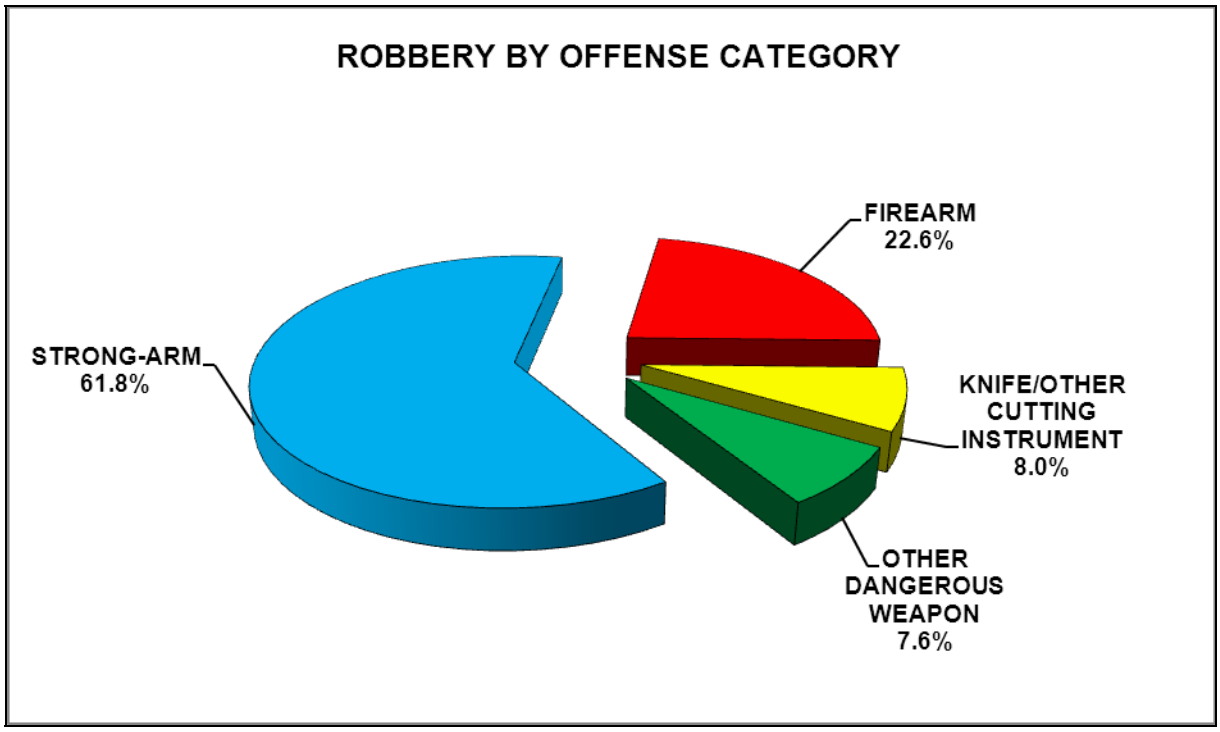

2011 ROBBERY

SUMMARY BY PLACE OF OCCURRENCE

PLACE OF OCCURRENCE	NUMBER	PERCENT
HIGHWAY, STREET ALLEY, ETC.	293	50.9%
COMMERCIAL BUILDING	85	14.8%
GAS OR SERVICE STATION	10	1.7%
CONVENIENCE STORE	9	1.6%
RESIDENCE	98	17.0%
BANK	13	2.3%
MISCELLANEOUS	68	11.8%

The robbery miscellaneous category, encompassing those not classified in the first 6 categories, includes robberies occurring on or at waterways, houses of worship, union halls, school buildings, government buildings, subways, trains, airplanes, doctors' and lawyers' offices, wooded areas, etc.

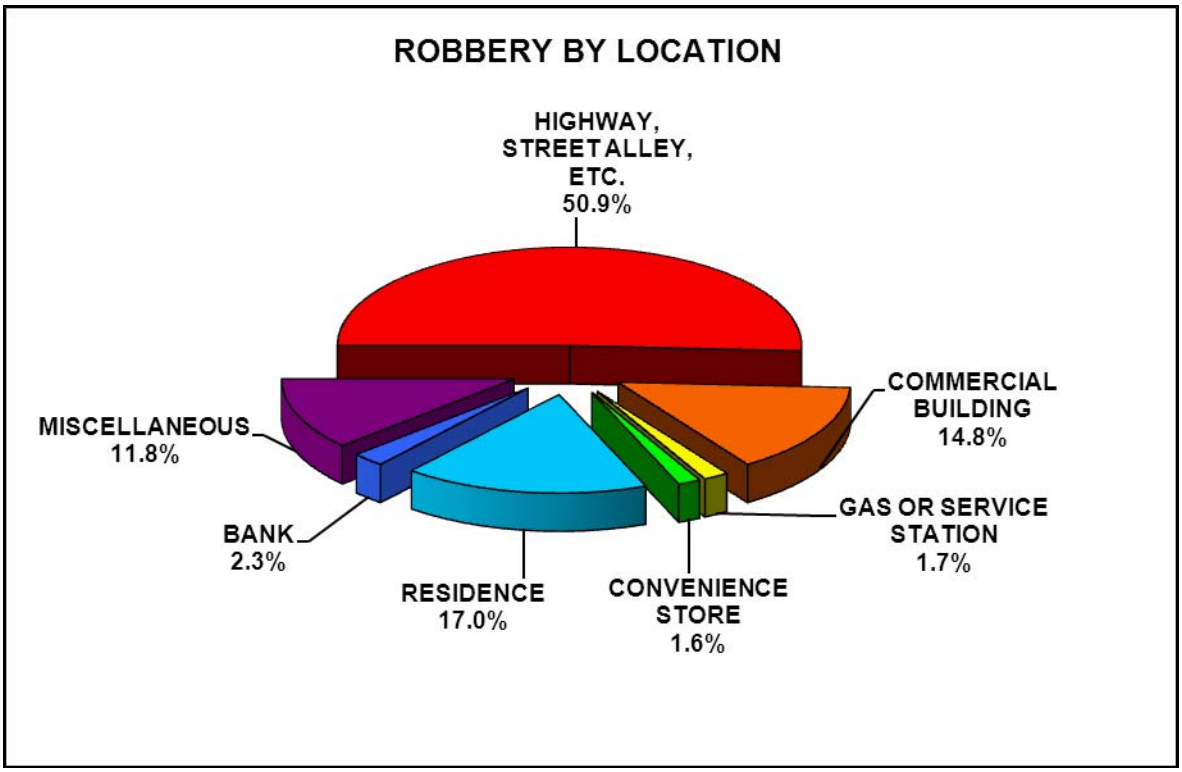

2011 ROBBERY

ARREST DISTRIBUTION BY AGE, SEX, AND RACE

AGE GROUP	NUMBER	PERCENT	SEX	
			MALE	FEMALE
12 AND UNDER	2	0.9%	2	
13 - 14	10	4.4%	8	2
15	6	2.6%	4	2
16	12	5.3%	10	2
17	13	5.7%	13	
18	11	4.8%	7	4
19	12	5.3%	11	1
20	5	2.2%	4	1
21	21	9.2%	17	4
22	7	3.1%	6	1
23	10	4.4%	8	2
24	9	3.9%	9	
25 - 29	47	20.6%	39	8
30 - 34	16	7.0%	12	4
35 - 39	13	5.7%	11	2
40 - 44	9	3.9%	8	1
45 - 49	12	5.3%	12	
50 - 54	11	4.8%	10	1
55 - 59	1	0.4%	1	
60 - 64				
65 AND OVER	1	0.4%	1	
TOTAL	**228**	**100.0%**	**193**	**35**

RACE	NUMBER	PERCENT
WHITE	85	37.3%
BLACK	70	30.7%
INDIAN	55	24.1%
ASIAN	18	7.9%

THIS PAGE INTENTIONALLY LEFT BLANK

2011 AGGRAVATED ASSAULT

DEFINITION

Aggravated assault is an unlawful attack by one person upon another for the purpose of inflicting severe or aggravated bodily injury. The Program further specifies that this type of assault is usually accompanied by the use of a weapon or by other means likely to produce death or great bodily harm. Attempted aggravated assault that involves the display of—or threat to use—a gun, knife, or other weapon is included in this crime category because serious personal injury would likely result if the assault were completed. When aggravated assault and larceny-theft occur together, the offense falls under the category of robbery. [4]

SUMMARY

A total of 3,351 aggravated assaults occurred in 2011. This represents 76.3 percent of the violent crimes and 14.3 percent of the total crime index offenses. The number of aggravated assaults decreased 0.6 percent between 2010 and 2011. Monthly figures indicate that more persons were assaulted in May than any other month in 2011 while the fewest number were assaulted in February. Arrest data submitted by 34 reporting agencies indicated 8.1 percent of the offenders were under 18 years of age and 91.9 percent were 18 and over. Seventy-nine point six (79.6) percent of the persons arrested for aggravated assault were male.

Strong-arm tactics, the use of personal weapons such as hands, fists, and feet, were used in committing 38.4 percent of the aggravated assaults. The use of firearms accounted for 17.2 percent of the aggravated assault offenses, a knife or other cutting instrument 18.3 percent and blunt objects or other dangerous weapons 26.1 percent.

AGGRAVATED ASSAULT INDEX AND RATE VARIANCE 2007 - 2011

YEAR	NUMBER	INDEX % CHANGE	RATE % CHANGE
2007	3294	-1.8	-4.6
2008	3334	1.2	-0.3
2009	3357	0.7	-1.6
2010	3370	0.4	-1.4
2011	3351	-0.6	-2.3

[4] *Crime in the United States 2010,* http://www.fbi.gov/about-us/cjis/ucr/crime-in-the-u.s/2010/crime-in-the-u.s.-2010/violent-crime/aggravatedassaultmain

2011 AGGRAVATED ASSAULT

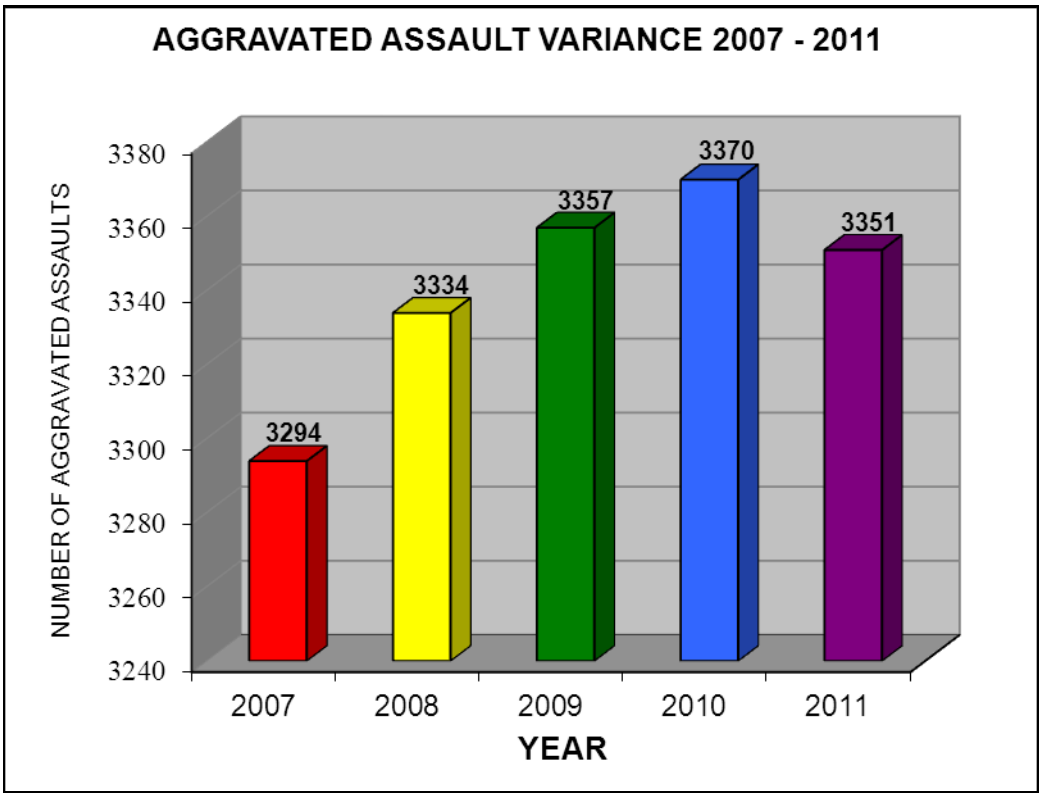

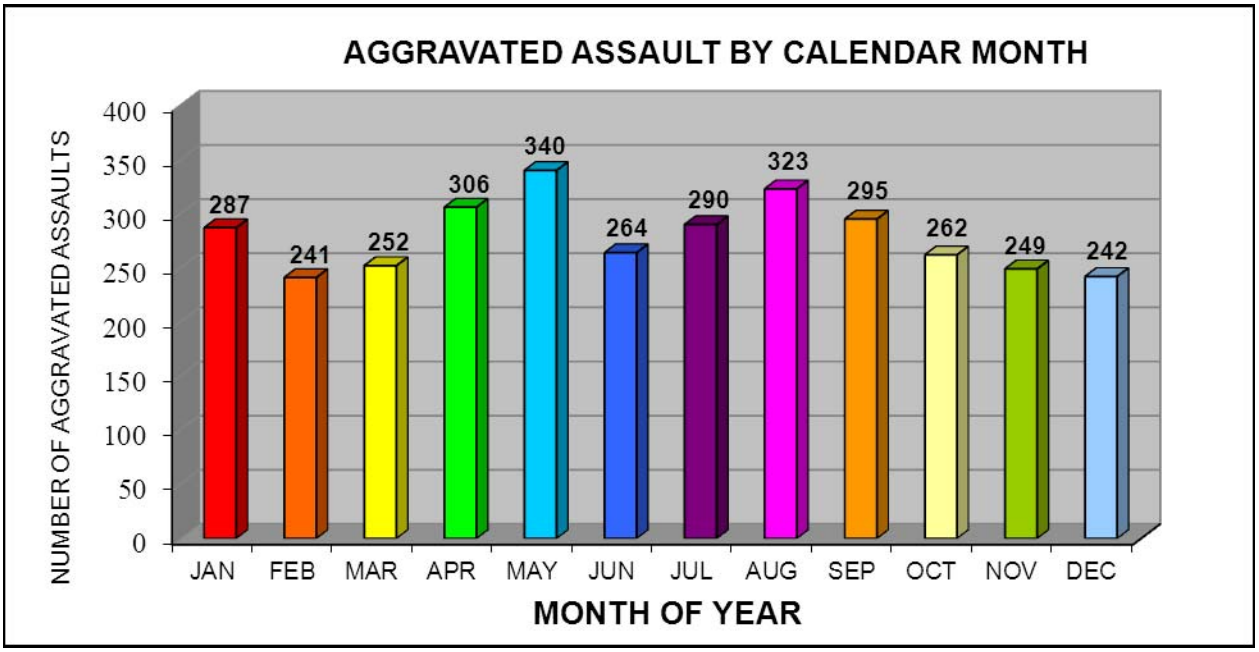

2011 AGGRAVATED ASSAULT

SUMMARY BY WEAPON TYPE

WEAPON	NUMBER	PERCENT
FIREARM	577	17.2%
KNIFE/OTHER CUTTING INSTRUMENT	612	18.3%
OTHER DANGEROUS WEAPON	875	26.1%
STRONG-ARM	1287	38.4%

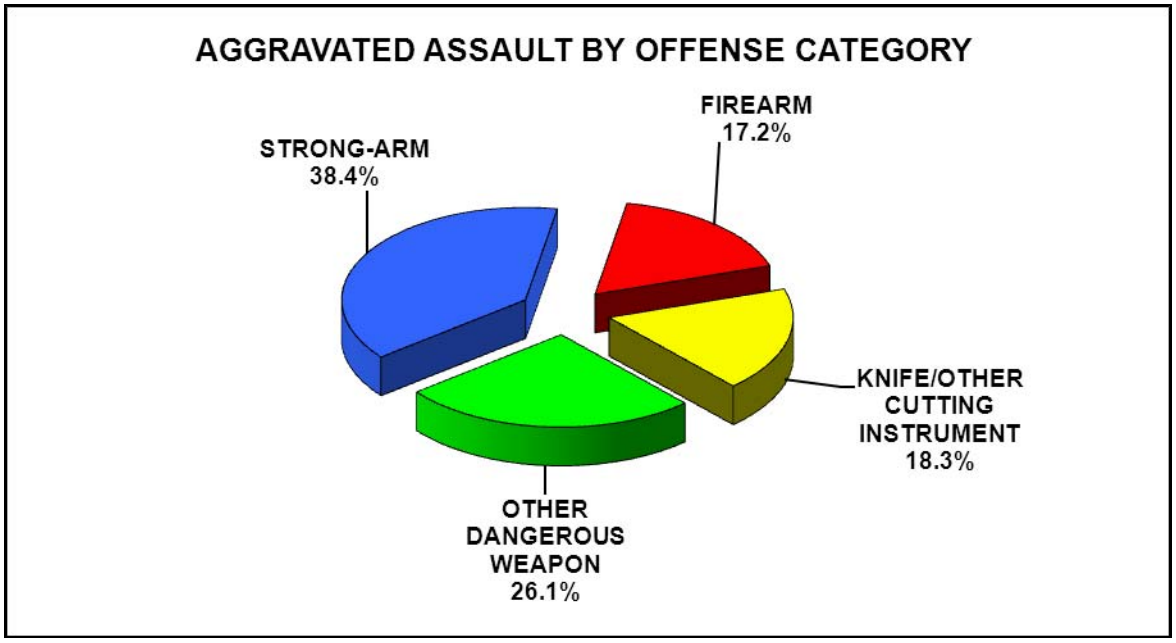

2011 AGGRAVATED ASSAULT

ARREST DISTRIBUTION BY AGE, SEX, AND RACE

AGE GROUP	NUMBER	PERCENT	SEX	
			MALE	FEMALE
12 AND UNDER	22	1.3%	19	3
13 – 14	47	2.8%	34	13
15	25	1.5%	18	7
16	14	0.8%	7	7
17	29	1.7%	19	10
18	30	1.8%	24	6
19	46	2.7%	33	13
20	53	3.1%	41	12
21	64	3.8%	50	14
22	73	4.3%	61	12
23	78	4.6%	63	15
24	63	3.7%	48	15
25 – 29	308	18.3%	248	60
30 – 34	211	12.5%	171	40
35 – 39	136	8.1%	113	23
40 – 44	151	9.0%	119	32
45 – 49	152	9.0%	123	29
50 – 54	93	5.5%	77	16
55 – 59	52	3.1%	42	10
60 – 64	20	1.2%	17	3
65 AND OVER	20	1.2%	16	4
TOTAL	**1687**	**100.0%**	**1343**	**344**

RACE	NUMBER	PERCENT
WHITE	811	48.1%
BLACK	161	9.5%
INDIAN	633	37.5%
ASIAN	82	4.9%

THIS PAGE INTENTIONALLY LEFT BLANK

2011 BURGLARY

DEFINITION

Burglary is the unlawful entry of a structure to commit a felony or theft. To classify an offense as a burglary, the use of force to gain entry need not have occurred. The Program has three sub classifications for burglary: forcible entry, unlawful entry where no force is used, and attempted forcible entry. The UCR definition of "structure" includes, for example, apartment, barn, house trailer or houseboat when used as a permanent dwelling, office, railroad car (but not automobile), stable, and vessel (i.e., ship). [5]

SUMMARY

A total of 2,841 burglaries were reported in 2011. This represents 15.0 percent of the property crimes and 12.2 percent of the total crime index offenses. The number of burglaries decreased 7.8 percent between 2010 and 2011. Monthly figures indicate that more burglaries occurred during the month of September than any other month in 2011 while the fewest number occurred in February. Arrest data submitted by 34 reporting agencies indicated 26 percent of the persons arrested for burglary were under 18 years of age and 74 percent were 18 and over. Males constituted 87.2 percent of the offenders.

Thirty-one (31) of the 34 agencies reported the offense of burglary. Place and time of occurrence information was available regarding all of the burglaries, and 61.6 percent of these were residential in nature. The estimated value of property loss for all burglaries was $3,731,180. Thirty (30) percent of the burglaries were known to have occurred at night. Nature of entry information was provided regarding all burglaries. Sixty-two point one (62.1) percent of the burglaries involved forcible entry, 33.1 percent were unlawful entries (without force) and 4.8 percent were forcible entry attempts.

BURGLARY INDEX AND RATE VARIANCE 2007 - 2011

YEAR	NUMBER	INDEX % CHANGE	RATE % CHANGE
2007	3606	-10.2	-12.7
2008	3175	-11.9	-13.3
2009	3498	10.2	7.7
2010	3083	-12.0	-13.4
2011	2841	-7.8	-9.4

[5] *Crime in the United States 2010*, http://www.fbi.gov/about-us/cjis/ucr/crime-in-the-u.s/2010/crime-in-the-u.s.-2010/property-crime/burglarymain

2011 BURGLARY

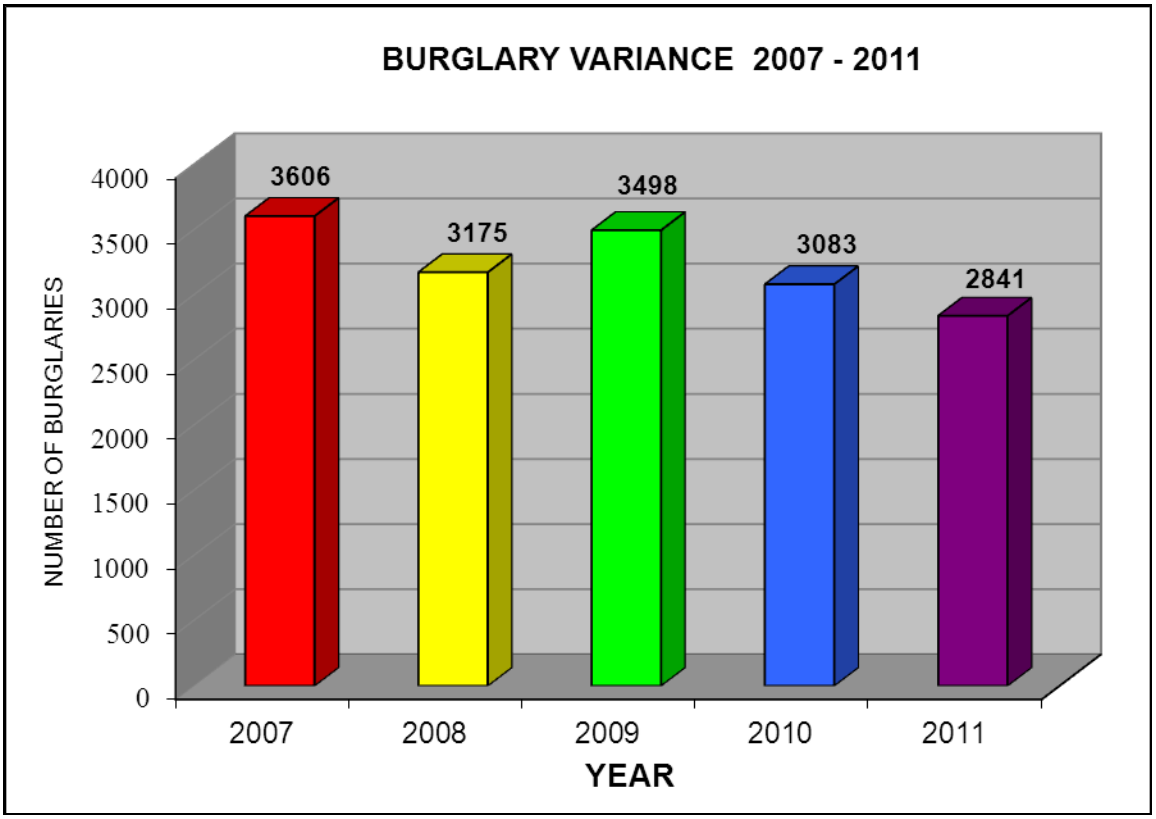

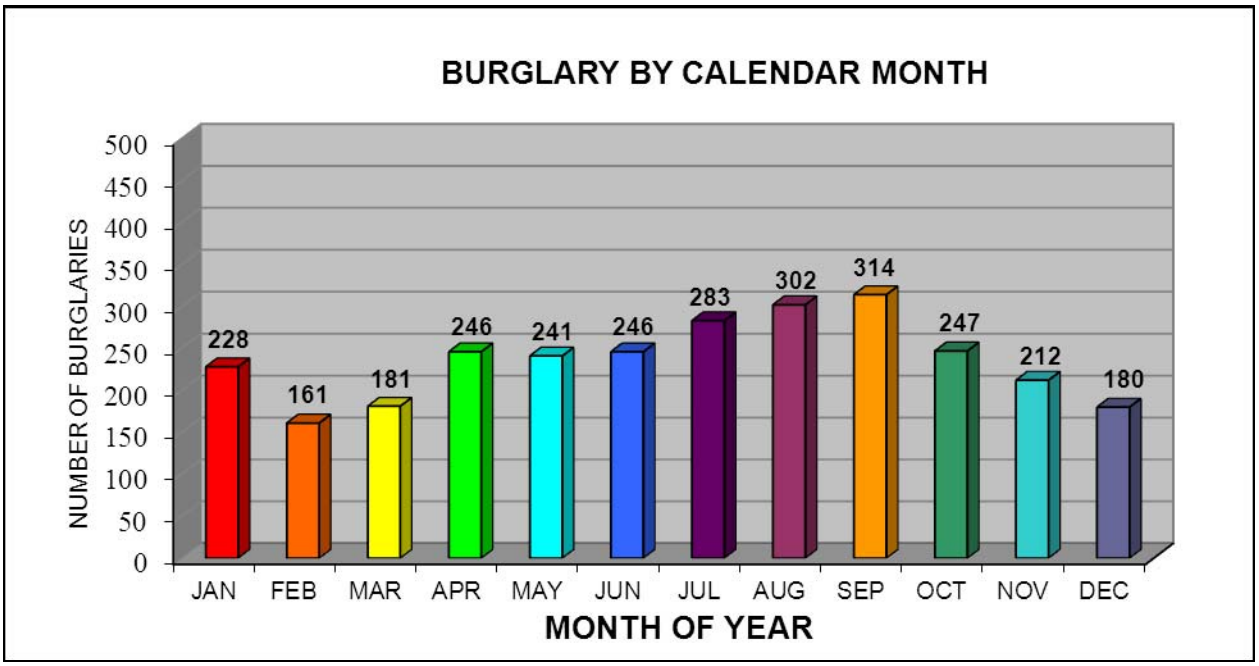

2011 BURGLARY

SUMMARY BY TYPE OF ENTRY

ENTRY TYPE	NUMBER	PERCENT
FORCIBLE	1765	62.1%
UNLAWFUL ENTRY – NO FORCE	940	33.1%
ATTEMPTED UNLAWFUL ENTRY	136	4.8%

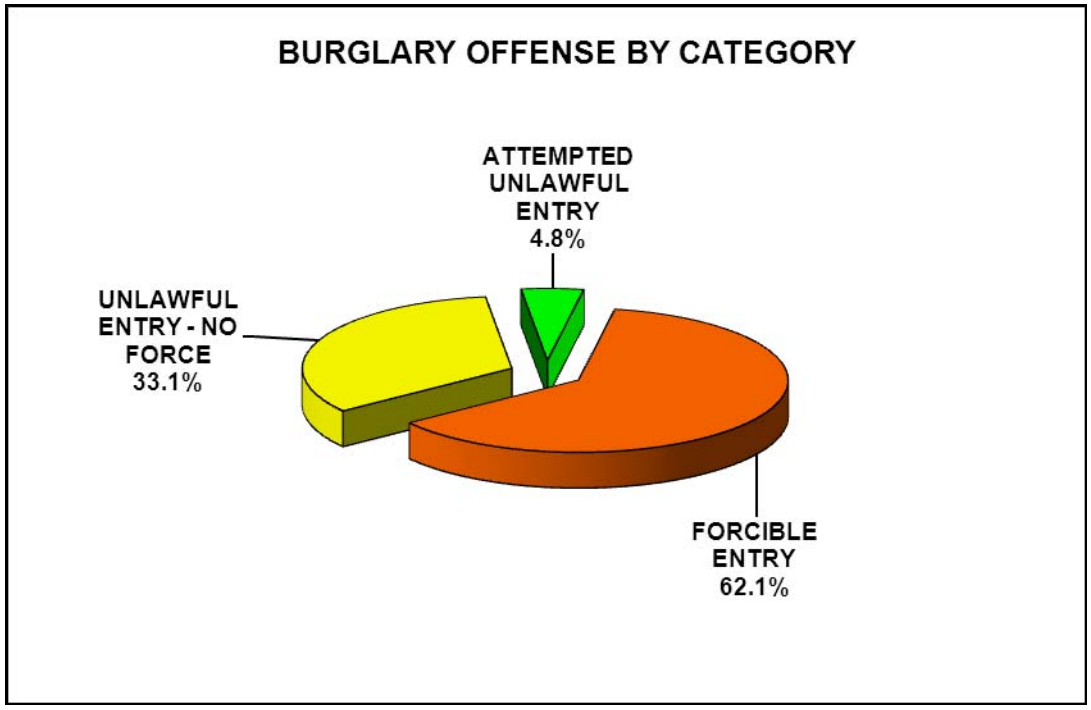

2011 BURGLARY

SUMMARY BY PLACE AND TIME OF OCCURRENCE

PLACE AND TIME OF ENTRY	NUMBER	PERCENT
RESIDENCE (NIGHT 6PM – 6AM)	392	13.8%
RESIDENCE (DAY 6AM - 6PM)	555	19.5%
RESIDENCE (TIME UNKNOWN)	802	28.2%
NON-RESIDENCE (NIGHT 6PM - 6AM)	459	16.2%
NON-RESIDENCE (DAY 6AM - 6PM)	395	13.9%
NON-RESIDENCE (TIME UNKNOWN)	238	8.4%

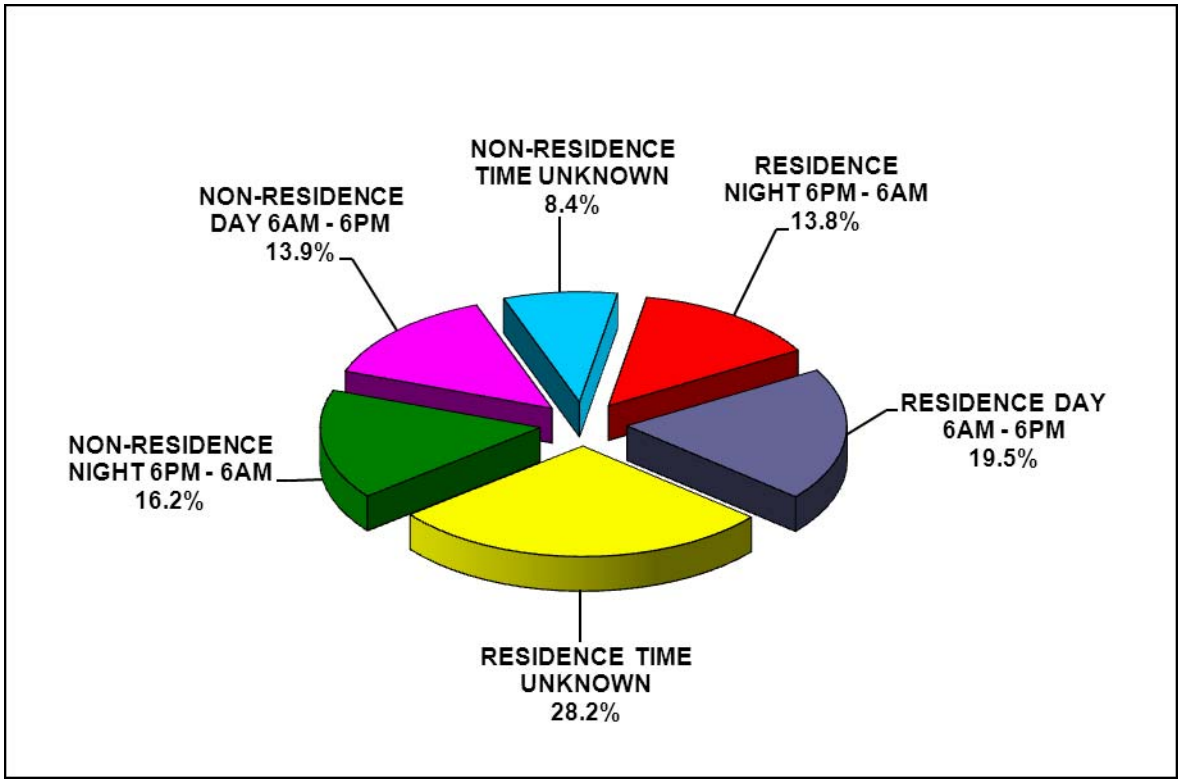

2011 BURGLARY

ARREST DISTRIBUTION BY AGE, SEX, AND RACE

AGE GROUP	NUMBER	PERCENT	SEX	
			MALE	FEMALE
12 AND UNDER	8	1.9%	6	2
13 – 14	27	6.3%	25	2
15	22	5.1%	19	3
16	24	5.6%	21	3
17	31	7.2%	28	3
18	30	7.0%	29	1
19	37	8.6%	33	4
20	23	5.3%	20	3
21	19	4.4%	16	3
22	17	3.9%	15	2
23	21	4.9%	17	4
24	12	2.8%	9	3
25 – 29	57	13.2%	47	10
30 – 34	37	8.6%	32	5
35 – 39	23	5.3%	19	4
40 – 44	9	2.1%	6	3
45 – 49	13	3.0%	13	
50 – 54	16	3.7%	16	
55 – 59	3	0.7%	3	
60 – 64	2	0.5%	2	
65 AND OVER				
TOTAL	**431**	**100.0%**	**376**	**55**

RACE	NUMBER	PERCENT
WHITE	227	52.7%
BLACK	21	4.9%
INDIAN	166	38.5%
ASIAN	17	3.9%

THIS PAGE INTENTIONALLY LEFT BLANK

2011 LARCENY-THEFT

DEFINITION

Larceny-theft is the unlawful taking, carrying, leading, or riding away of property from the possession or constructive possession of another. Examples are thefts of bicycles, motor vehicle parts and accessories, shoplifting, pocket-picking, or the stealing of any property or article that is not taken by force, violence, or by fraud. Attempted larcenies are included. Embezzlement, confidence games, forgery, check fraud, etc., are excluded. [6]

SUMMARY

A total of 14,742 larceny-thefts were reported in 2011. This represents 77.7 percent of the property crimes and 63.1 percent of the total crime index offenses. The number of larceny-thefts decreased 4.3 percent between 2010 and 2011. Larceny-theft was most prevalent during the month of July and least occurring in February. Arrest data submitted by 34 reporting agencies indicated 27 percent of the people arrested for larceny-theft were under 18 years of age and 73 percent were 18 and over. Sixty-one point two (61.2) percent of the offenders were male.

All 34 agencies reported the offense of larceny, and provided information regarding the type of larceny. The estimated property loss related to larceny-theft was $8,434,135. Losses of goods and property reported stolen as a result of pocket-picking totaled $21,296; purse-snatching, $11,638; and shoplifting, $426,961. The value of the property stolen from motor vehicles was $1,714,459; from buildings, $3,162,416; and from coin-operated machines, $30,704. Thefts of motor vehicle accessories totaled $265,905; and theft of bicycles totaled $331,507. All other thefts totaled $2,469,249.

LARCENY-THEFT INDEX AND RATE VARIANCE 2007 – 2011

YEAR	NUMBER	INDEX % CHANGE	RATE % CHANGE
2007	16,533	-0.2	-3.0
2008	14,931	-9.7	-11.0
2009	15,133	1.4	-0.9
2010	15,412	2.0	2.4
2011	14,742	-4.3	-6.0

[6] *Crime in the United States 2010*, *http://www.fbi.gov/about-us/cjis/ucr/crime-in-the-u.s/2010/crime-in-the-u.s.-2010/property-crime/larcenytheftmain*

2011 LARCENY-THEFT

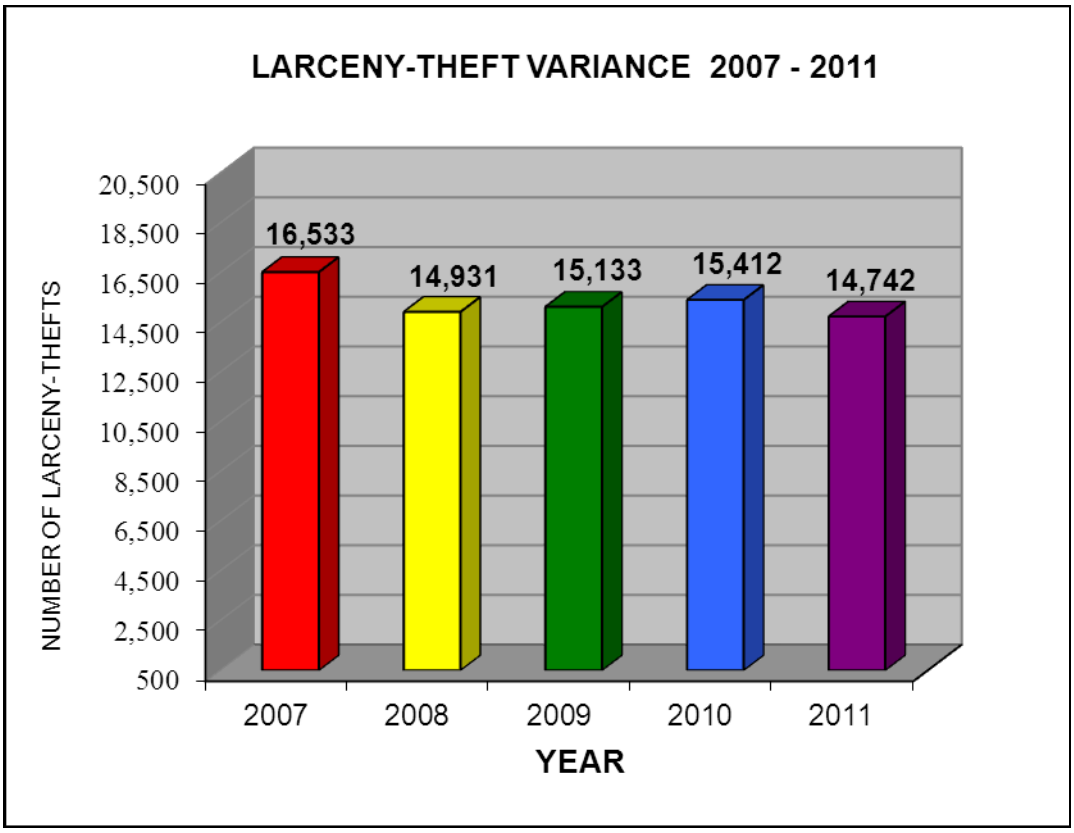

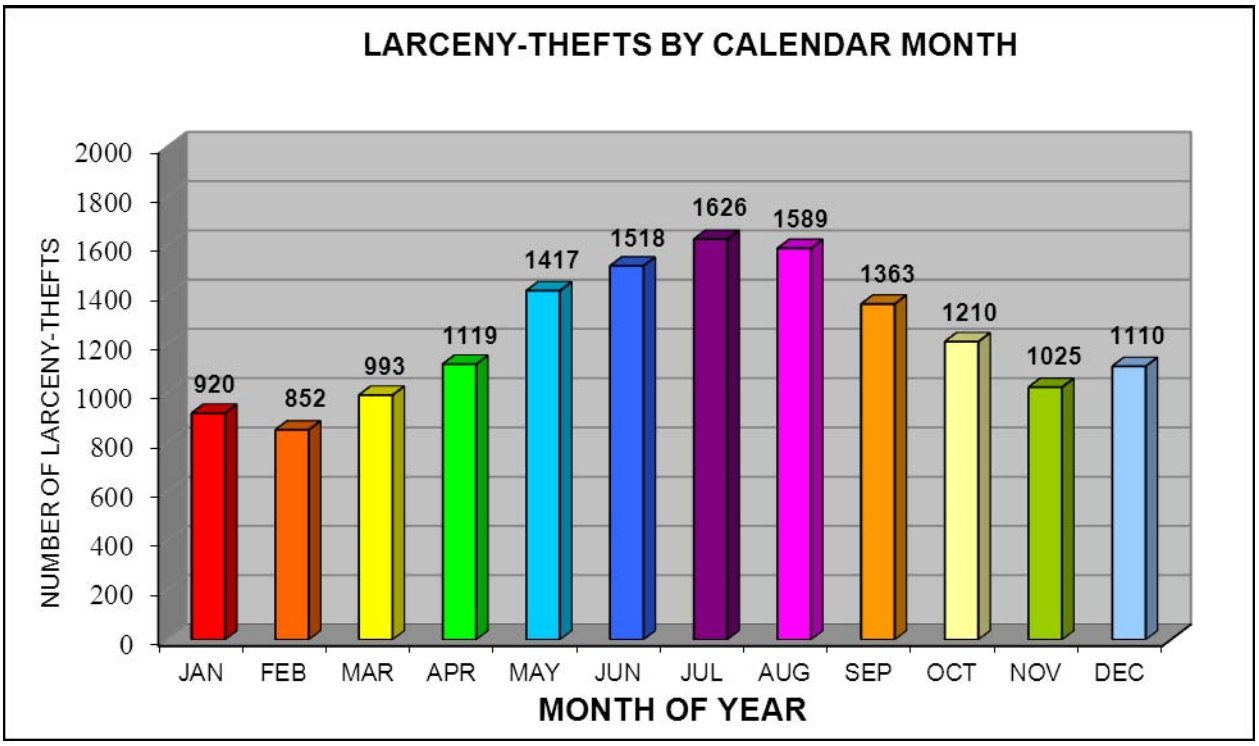

2011 LARCENY-THEFT

SUMMARY BY LARCENY-THEFT TYPE

TYPE	NUMBER	PERCENT
POCKET-PICKING	81	0.5%
PURSE-SNATCHING	36	0.2%
SHOPLIFTING	2762	18.7%
FROM MOTOR VEHICLE	3148	21.4%
MOTOR VEHICLE PARTS & ACCESSORIES	426	2.9%
BICYCLES	801	5.4%
FROM BUILDING	4260	28.9%
FROM COIN OPERATED MACHINES	32	0.2%
ALL OTHER	3196	21.7%

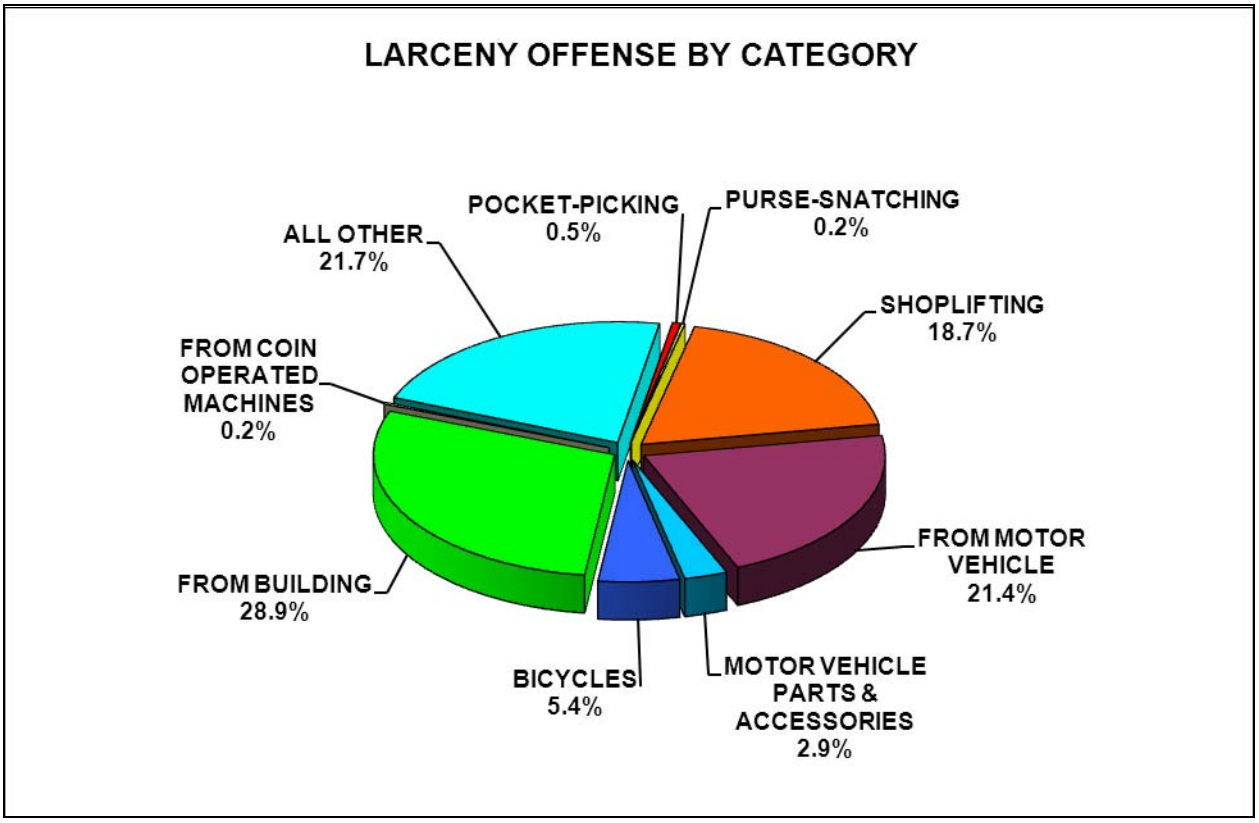

2011 LARCENY-THEFT

ARREST DISTRIBUTION BY AGE, SEX, AND RACE

AGE GROUP	NUMBER	PERCENT	SEX	
			MALE	FEMALE
12 AND UNDER	80	2.6%	44	36
13 - 14	234	7.5%	129	105
15	176	5.7%	96	80
16	167	5.4%	98	69
17	181	5.8%	107	74
18	164	5.3%	103	61
19	150	4.8%	109	41
20	134	4.3%	86	48
21	109	3.5%	67	42
22	112	3.6%	72	40
23	105	3.4%	71	34
24	87	2.8%	42	45
25 - 29	364	11.7%	224	140
30 - 34	253	8.1%	148	105
35 - 39	187	6.0%	102	85
40 - 44	171	5.5%	114	57
45 - 49	153	4.9%	94	59
50 - 54	154	5.0%	109	45
55 - 59	70	2.3%	52	18
60 - 64	32	1.0%	22	10
65 AND OVER	24	0.8%	13	11
TOTAL	**3107**	**100.0%**	**1902**	**1205**

RACE	NUMBER	PERCENT
WHITE	1925	62.0%
BLACK	298	9.6%
INDIAN	729	23.4%
ASIAN	155	5.0%

THIS PAGE INTENTIONALLY LEFT BLANK

2011 MOTOR VEHICLE THEFT

DEFINITION

Motor vehicle theft is the theft or attempted theft of a motor vehicle. In the UCR Program, a motor vehicle is a self-propelled vehicle which runs on land surfaces and not on rails. Examples of motor vehicles include sport utility vehicles, automobiles, trucks, buses, motorcycles, motor scooters, all-terrain vehicles, and snowmobiles. Motor vehicle theft does not include farm equipment, bulldozers, airplanes, construction equipment or water craft such as motorboats, sailboats, houseboats, or jet skis. The taking of a motor vehicle for temporary use by persons having lawful access is excluded from this definition. [7]

SUMMARY

A total of 1,378 motor vehicle thefts occurred during 2011. This represents 7.3 percent of the property crime and 5.9 percent of the total crime index offenses. There was a 14.3 percent decrease in the motor vehicle theft crime index between 2010 and 2011. Monthly figures indicate that more vehicles were stolen in August than any other month in 2011, while the fewest number were stolen in January. Arrest data submitted by 34 reporting agencies indicated 25.4 percent of the persons arrested for motor vehicle thefts were under 18 years of age and 74.6 percent were 18 and over. Eighty-one (81) percent of the arrested offenders were male.

Thirty-three (33) of the 34 agencies reported the offense of motor vehicle theft and all agencies provided the value of the property loss. The estimated property loss related to motor vehicle theft was $8,311,793.

MOTOR VEHICLE THEFT INDEX AND RATE VARIANCE 2007 - 2011

YEAR	NUMBER	INDEX % CHANGE	RATE % CHANGE
2007	2,375	-3.4	-3.0
2008	1,594	-32.9	-33.9
2009	1,671	4.8	2.5
2010	1,607	-4.0	-5.5
2011	1,378	-14.3	-15.7

[7] *Crime in the United States 2010*, http://www.fbi.gov/about-us/cjis/ucr/crime-in-the-u.s/2010/crime-in-the-u.s.-2010/property-crime/mvtheftmain

2011 MOTOR VEHICLE THEFT

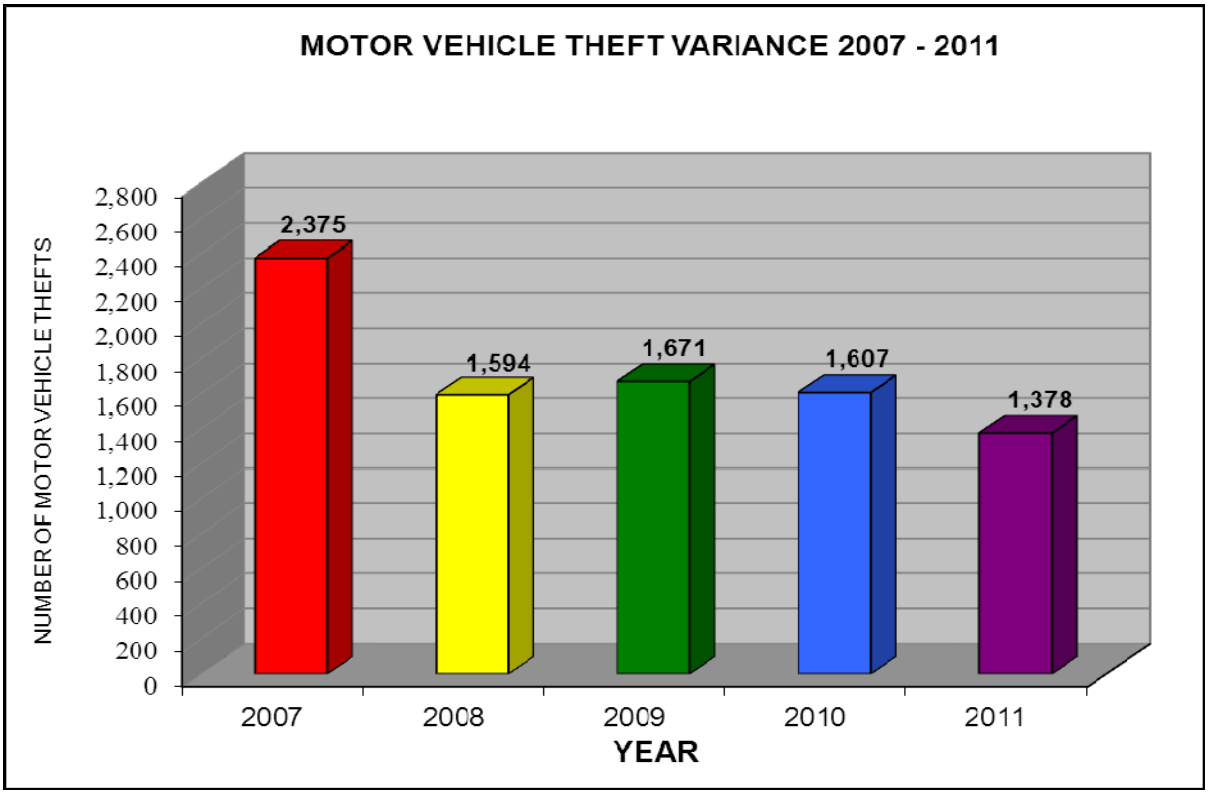

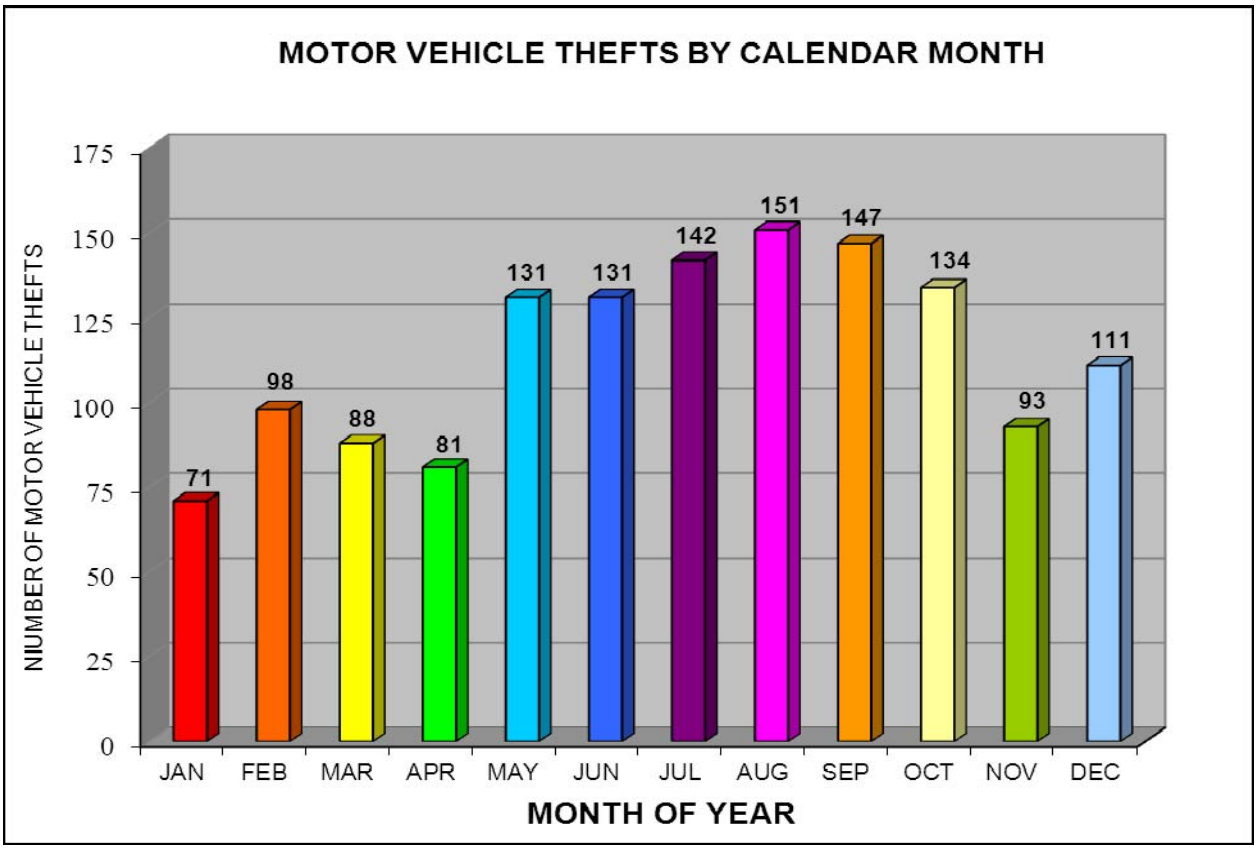

2011 MOTOR VEHICLE THEFT

ARREST DISTRIBUTION BY AGE, SEX, AND RACE

AGE GROUP	NUMBER	PERCENT	SEX	
			MALE	FEMALE
12 AND UNDER				
13 – 14	18	6.5%	16	2
15	25	9.0%	17	8
16	14	5.0%	10	4
17	14	5.0%	10	4
18	8	2.9%	6	2
19	16	5.7%	14	2
20	12	4.3%	10	2
21	9	3.2%	7	2
22	14	5.0%	13	1
23	10	3.6%	9	1
24	13	4.7%	13	
25 - 29	41	14.7%	35	6
30 - 34	22	7.9%	17	5
35 - 39	17	6.1%	11	6
40 - 44	16	5.7%	15	1
45 - 49	16	5.7%	11	5
50 - 54	10	3.6%	9	1
55 - 59	1	0.4%		1
60 - 64	2	0.7%	2	
65 AND OVER	1	0.4%	1	
TOTAL	**279**	**100.0%**	**226**	**53**

RACE	NUMBER	PERCENT
WHITE	144	51.6%
BLACK	26	9.3%
INDIAN	103	36.9%
ASIAN	6	2.2%

THIS PAGE INTENTIONALLY LEFT BLANK

AGENCY: STATEWIDE CALENDAR YEAR 2011

OFFENSES KNOWN TO LAW ENFORCEMENT

(1) Classification of Offense	(2) Offenses Reported	(3) Unfounded Offenses	(4) Actual Offenses	(5) Offenses Cleared	(6) Juveniles Only
CRIMINAL HOMICIDE					
MURDER/NONNEG MANSLAUGHTER	36	5	31	32	
MANSLAUGHTER BY NEGLIGENCE	2		2	2	
TOTAL	38	5	33	34	
FORCIBLE RAPE					
RAPE BY FORCE	423	45	378	100	13
ATTEMPTED FORCIBLE RAPE	61	5	56	17	2
TOTAL	484	50	434	117	15
ROBBERY					
FIREARM	130		130	33	5
KNIFE/CUTTING INSTRUMENT	48	2	46	14	
OTHER DANGEROUS WEAPON	44		44	18	
STRONG-ARM (HANDS, FISTS)	358	2	356	136	21
TOTAL	580	4	576	201	26
ASSAULT					
FIREARM	584	7	577	364	5
KNIFE OR CUTTING INSTRUMENT	626	14	612	450	44
OTHER DANGEROUS WEAPON	891	16	875	566	54
HANDS, FIST, FEET, AGGRAVATED	1316	29	1287	770	37
OTHER ASSAULTS - SIMPLE	10068	382	9686	6261	416
TOTAL	13485	448	13037	8411	556
BURGLARY					
FORCIBLE ENTRY	1796	31	1765	254	38
UNLAWFUL ENTRY - NO FORCE	980	40	940	126	19
ATTEMPTED FORCIBLE ENTRY	149	13	136	12	
TOTAL	2925	84	2841	392	57
LARCENY-THEFT					
THEFT (EX MOTOR VEHICLE)	15154	412	14742	3003	637
TOTAL	15154	412	14742	3003	637
MOTOR VEHICLE THEFT					
AUTOS	874	127	747	200	27
TRUCKS AND BUSES	282	32	250	46	9
OTHER VEHICLES	399	18	381	43	3
TOTAL	1555	177	1378	289	39
GRAND TOTAL	**34221**	**1180**	**33041**	**12447**	**1330**

AGENCY: STATEWIDE

Calendar Year: 2011

PROPERTY STOLEN BY CLASSIFICATION

CLASSIFICATION OF OFFENSES	NUMBER ACTUAL OFFENSES		VALUE OF PROPERTY STOLEN	
MURDER/NONNEG MANSLAUGHTER	31			
FORCIBLE RAPE	434		$ 1,649	
ROBBERY				
HIGHWAY (STREET, ALLEYS, ETC.)	293		$ 72,405	
COMMERCIAL HOUSE	85		$ 129,230	
GAS OR SERVICE STATION	10		$ 1,289	
CONVENIENCE STORE	9		$ 2,959	
RESIDENCE	98		$ 54,975	
BANK	13		$ 17,751	
MISCELLANEOUS	68		$ 19,740	
TOTAL ROBBERY	576		$ 298,349	
BURGLARY				
RESIDENCE (DWELLING)				
NIGHT (6PM-6AM)	392		$ 401,319	
DAY (6AM-6PM)	555		$ 847,779	
UNKNOWN	802		$ 1,533,334	
NON-RESIDENCE (STORE ETC.)				
NIGHT (6PM-6AM)	459		$ 290,968	
DAY (6AM-6PM)	395		$ 267,672	
UNKNOWN	238		$ 390,108	
TOTAL BURGLARY	2841		$ 3,731,180	
LARCENY-THEFT				
$200 AND OVER	6307		$ 8,033,292	
$50 TO $200	2593		$ 278,517	
UNDER $50	5842		$ 122,326	
TOTAL	14742		$ 8,434,135	
6X. NATURE OF LARCENIES UNDER ITEM 6				
POCKET-PICKING		81		$ 21,296
PURSE-SNATCHING		36		$ 11,638
SHOPLIFTING		2762		$ 426,961
FROM MOTOR VEHICLE		3148		$ 1,714,459
MOTOR VEHICLE PARTS & ACCESSORIES		426		$ 265,905
BICYCLES		801		$ 331,507
FROM BUILDING(EX C&H)		4260		$ 3,162,416
FROM COIN-OP MACHINES		32		$ 30,704
ALL OTHER		3196		$ 2,469,249
TOTAL LARCENY		14742		$ 8,434,135
MOTOR VEHICLE THEFT	1372		$ 8,311,793	
STOLEN & RECOVERED LOCALLY	750		$ 939,374	
STOLEN LOCALLY & RECOVERED OTHER	52		$ 118,150	
TOTAL STOLEN OTHER & RECOVERED LOCAL	802		$ 1,057,524	
STOLEN IN OTHER JURIS & RECOVERED LOCALLY	18		$ 50,000	
TOTAL MOTOR VEHICLE THEFT	1372		$ 8,311,793	
GRAND TOTAL	**19992**		**$ 20,777,106**	

AGENCY: STATEWIDE

Calendar Year: 2011

PROPERTY BY TYPE AND VALUE

Type of Property (1)	Monetary Value of Property Stolen in Your Jurisdiction	
	STOLEN (2)	RECOVERED (3)
CURRENCY, NOTES, ETC.	$ 1,795,232	$ 65,477
JEWELRY & PRECIOUS METALS	$ 1,969,622	$ 361,288
CLOTHING AND FURS	$ 517,543	$ 92,451
LOCALLY STOLEN MOTOR VEHICLE	$ 8,988,049	$ 7,393,716
OFFICE EQUIPMENT	$ 677,518	$ 90,264
TV, RADIOS, CAMERAS, ETC.	$ 1,243,177	$ 165,851
FIREARMS	$ 453,261	$ 96,412
HOUSEHOLD GOODS	$ 252,939	$ 32,197
CONSUMABLE GOODS	$ 237,246	$ 38,885
LIVESTOCK	$ 5,115	$ 2,500
MISCELLANEOUS	$ 4,656,707	$ 728,808
GRAND TOTAL	**$ 20,796,409**	**$ 9,067,849**

AGENCY: STATEWIDE

Calendar Year: 2011

AGE, SEX AND RACE OF PERSONS ARRESTED
under 18 Years of age

CLASSIFICATIONS OF OFFENSES	UCR	SEX	AGE						TOT	RACE			
			Under 10	10-12	13-14	15	16	17		WHT	BLK	IND	ASN
MURDER/NONNEG MANSLAUGHTER	01A	M						1	1		1		
		F											
MANSLAUGHTER BY NEGLIGENCE	01B	M											
		F											
RAPE BY FORCE	02	M			2	2	5	4	13	8		5	
		F				1			1	1			
ROBBERY	03	M		2	8	4	10	13	37	8	15	6	8
		F			2	2	2		6		6		
AGGRAVATED ASSAULT	04	M	3	16	34	18	7	19	97	45	13	33	6
		F	1	2	13	7	7	10	40	17	4	18	1
BURGLARY	05	M		6	25	19	21	28	99	32	9	53	5
		F	1	1	2	3	3	3	13	6	1	3	3
LARCENY	06	M	6	38	129	96	98	107	474	277	63	95	39
		F	2	34	105	80	69	74	364	225	45	72	22
MOTOR VEHICLE THEFT	07	M			16	17	10	10	53	28	5	20	
		F			2	8	4	4	18	5	6	7	
OTHER ASSAULTS	08	M	6	20	43	40	45	53	207	80	35	79	13
		F	7	15	44	34	41	29	170	70	18	79	3
ARSON	09	M	2	4	4	7	2	1	20	13	2	5	
		F		1		1	1	1	4	2	1	1	
FORGERY	10	M						1	1	1			
		F											
FRAUD	11	M					3	5	8	6	2		
		F			1	2	4	4	11	9	2		
EMBEZZLEMENT	12	M				1			1	1			
		F				1		5	6	2	3		1
STOLEN PROPERTY	13	M						1	1	1			
		F											
VANDALISM	14	M	2	24	21	22	18	26	113	60	12	35	6
		F	4	3	10	9	10	5	41	25	5	11	
WEAPONS	15	M	1	6	7	7	2	4	27	16	6	5	
		F			1	1			2			1	1
PROSTITUTION	16	M											
		F											
SEX OFFENSES	17	M	1	7	12	6	4	6	36	19		16	1
		F	3		2	1			6			6	

AGENCY: STATEWIDE

Calendar Year: 2011

AGE, SEX AND RACE OF PERSONS ARRESTED
under 18 Years of age

CLASSIFICATIONS OF OFFENSES	UCR	SEX	AGE						TOT	RACE			
			Under 10	10-12	13-14	15	16	17		WHT	BLK	IND	ASN
DRUG/SALE/MAN	180	M		3	7	9	13	18	50	39	4	5	2
		F			3	8	6	5	22	11		10	1
NARCOTICS	180a	M				1	3	2	6	5			1
		F				5			5	5			
MARIJUANA	180b	M		1		1	1	5	8	6	1	1	
		F			1		1	1	3	2		1	
SYNTHETIC NARC	180c	M			1			1	2	1			1
		F											
OTHER/NON-NARC	180d	M		2	6	7	9	10	34	27	3	4	
		F			2	3	5	4	14	4		9	1
DRUG/POSSESSION	185	M		5	43	49	57	70	224	158	18	40	8
		F		3	15	10	16	12	56	41	4	10	1
NARCOTICS	185e	M				2	1		3	2	1		
		F				1		1	2	2			
MARIJUANA	185f	M		5	42	38	53	65	203	144	15	37	7
		F		2	14	7	14	11	48	36	3	8	1
SYNTHETIC NARC	185g	M			1	6		1	8	6	1	1	
		F		1		1	1		3	1		2	
OTHER/NON-NARC	185h	M				3	3	4	10	6	1	2	1
		F			1	1	1		3	2	1		
GAMBLING	19	M											
		F											
BOOKMAKING	19a	M											
		F											
NUMBERS	19b	M											
		F											
OTHER GAMBLING	19c	M											
		F											
FAMILY/CHILD	20	M	1						1			1	
		F	2						2			2	
DRIVING INFLUENCE	21	M					4	27	31	17		10	4
		F			1	1	6	18	26	22	1	1	2
LIQUOR LAWS	22	M		1	24	46	89	133	293	179	16	86	12
		F		6	36	62	101	128	333	182	9	131	11
DRUNKENNESS	23	M			1		3	2	6			6	
		F				1	3	2	6	1		5	

AGENCY: STATEWIDE

Calendar Year: 2011

AGE, SEX AND RACE OF PERSONS ARRESTED
under 18 Years of age

CLASSIFICATIONS OF OFFENSES	UCR	SEX	AGE						TOT	RACE			
			Under 10	10-12	13-14	15	16	17		WHT	BLK	IND	ASN
DISORDERLY CONDUCT	24	M		2	2	8	10	15	37	16	5	14	2
		F		1	3	3	5	4	16	13	2	1	
VAGRANCY	25	M				1	1		2	1		1	
		F		1		2			3	3			
ALL OTHER	26	M	5	4	43	48	105	141	346	212	37	78	19
		F	1	5	18	25	37	72	158	79	17	57	5
SUSPICION	27	M											
		F											
CURFEW	28	M			9	7	2	4	22	13		9	
		F		1	3	3	2	1	10	7		3	
RUN-AWAYS	29	M		2	8	28	8	14	60	35		24	1
		F		2	29	6	17	3	57	36	1	19	1
TOTAL BY SEX		M	27	140	438	435	517	703	2260	1265	243	626	126
		F	21	75	290	271	334	380	1371	757	125	437	52
GRAND TOTAL			**48**	**215**	**728**	**706**	**851**	**1083**	**3631**	**2022**	**368**	**1063**	**178**

AGENCY: STATEWIDE

Calendar Year: 2011

AGE, SEX AND RACE OF PERSONS ARRESTED
18 Years of age and over

CLASSIFICATIONS OF OFFENSES	UCR	SEX	AGE																TOT	RACE			
			18	19	20	21	22	23	24	25 29	30 34	35 39	40 44	45 49	50 54	55 59	60 64	65 OV		WHT	BLK	IND	ASN
MURDER/NONNEG MANSLAUGHTER	01A	M	2	3	3	4			1	1	2	4	2	1	3		1		27	13	7	4	3
		F									2	1						1	4	3		1	
MANSLAUGHTER BY NEGLIGENCE	01B	M								3						1			4	3		1	
		F																1	1				1
RAPE BY FORCE	02	M			4	3	1	1	1	8	9	12	8	11	7	4			69	20	11	36	2
		F																					
ROBBERY	03	M	7	11	4	17	6	8	9	39	12	11	8	12	10	1		1	156	64	42	41	9
		F	4	1	1	4	1	2		8	4	2	1		1				29	13	7	8	1
AGGRAVATED ASSAULT	04	M	24	33	41	50	61	63	48	248	171	113	119	123	77	42	17	16	1246	616	117	447	66
		F	6	13	12	14	12	15	15	60	40	23	32	29	16	10	3	4	304	133	27	135	9
BURGLARY	05	M	29	33	20	16	15	17	9	47	32	19	6	13	16	3	2		277	163	11	94	9
		F	1	4	3	3	2	4	3	10	5	4	3						42	26		16	
LARCENY	06	M	103	109	86	67	72	71	42	224	148	102	114	94	109	52	22	13	1428	863	128	378	59
		F	61	41	48	42	40	34	45	140	105	85	57	59	45	18	10	11	841	560	62	184	35
MOTOR VEHICLE THEFT	07	M	6	14	10	7	13	9	13	35	17	11	15	11	9		2	1	173	94	12	63	4
		F	2	2	2	2	1	1		6	5	6	1	5	1	1			35	17	3	13	2
OTHER ASSAULTS	08	M	63	125	129	154	152	114	148	736	544	384	359	340	264	90	55	39	3696	1648	296	1582	170
		F	44	67	76	85	74	63	72	298	159	133	119	100	80	34	14	6	1424	546	69	769	40
ARSON	09	M	1	1		4		1	2	3	1				1				14	7	1	6	
		F	1				1					1	2	1		1			7	3	1	3	
FORGERY	10	M		4		3	2	1	3	6	5	6	1	4	1		1		37	25	4	6	2
		F	1	1	2	2				7	4	5	1	1	2				26	18		5	3
FRAUD	11	M	3	8	4	7	4	4	2	24	13	15	14	15	8	4	2	2	129	92	15	18	4
		F	3	3	3	4	7	1	6	17	14	9	9	13	6	1	1		97	57	3	30	7
EMBEZZLEMENT	12	M	3	4	4	3	3	1	1	8	4	2	1	4	2		2		42	26	9	1	6
		F	5	4	5	3	6	5		9	4	6	2	3	1				53	38	5	3	7
STOLEN PROPERTY	13	M	3	1		3			2	6	2	2	1	2	1				23	14	4	4	1
		F	1	1		1		1											4	1		2	1
VANDALISM	14	M	31	34	34	32	30	32	26	123	63	47	42	33	18	14	4		563	308	44	184	27
		F	8	8	17	2	15	10	12	27	16	15	15	18	7	4	1	4	179	90	12	74	3
WEAPONS	15	M	14	11	21	15	14	17	17	68	37	31	32	23	17	10	7	5	339	230	30	73	6
		F				2		3		8	2	4	4	1	7			2	33	27	2	3	1
PROSTITUTION	16	M			1					3	3	3	5	2	2		1	3	23	14	4	3	2
		F		2	1	3	3	2		8	6	6	3	6	3	1	2		46	21	7	10	8
SEX OFFENSES	17	M	6	11	9	27	4	10	9	37	25	35	36	34	31	15	13	2	304	128	17	155	4
		F				1					4	1	1	2	2		1		12	4		8	

AGENCY: STATEWIDE

Calendar Year: 2011

AGE, SEX AND RACE OF PERSONS ARRESTED
18 Years of age and over

CLASSIFICATIONS OF OFFENSES	UCR	SEX	AGE 18	19	20	21	22	23	24	25 29	30 34	35 39	40 44	45 49	50 54	55 59	60 64	65 OV	TOT	RACE WHT	BLK	IND	ASN
DRUG/SALE/MAN	180	M	19	25	20	13	15	15	21	66	41	24	28	23	25	6	6	1	348	230	45	56	17
		F	1	8	6	4	2	5	5	18	17	10	8	8	3			1	96	75	4	16	1
NARCOTICS	180a	M	1	3	1	3	4	4	4	20	13	6	6	7	5	4	2	1	84	45	25	10	4
		F		2	2	2	1		1	3	4	4	2	3				1	25	19	2	4	
MARIJUANA	180b	M	8	7	9	5	7	5	10	27	12	10	7	7	11	2			127	87	9	25	6
		F		2	1			3	1	5	5	2		2	1				22	13	1	7	1
SYNTHETIC NARC	180c	M	1	4	3	2	1	5	2	4	6	3	7	3	4				45	35	3	2	5
		F	1	1	1	2				4	4	2	4	1	1				21	19	1	1	
OTHER/NON-NARC	180d	M	9	11	7	3	3	1	5	15	10	5	8	6	5		4		92	63	8	19	2
		F		3	2		1	2	3	6	4	2	2	2	1				28	24		4	
DRUG/POSSESSION	185	M	108	107	95	77	63	56	51	231	135	60	81	59	53	15	15	3	1209	883	80	222	24
		F	22	27	20	21	14	10	21	62	36	44	19	17	20	7	3		343	252	9	77	5
NARCOTICS	185e	M	3	2	1	4	7	10	4	29	18	6	9	9	7	3	2	1	115	79	22	12	2
		F	1	2	2	2	2	4	7	12	7	11	3	5	6				64	47	3	14	
MARIJUANA	185f	M	101	103	86	69	52	39	38	173	103	44	60	44	41	10	10	2	975	713	51	194	17
		F	21	23	14	16	12	5	13	34	19	14	12	12	8	6	2		211	144	6	57	4
SYNTHETIC NARC	185g	M	1	1	4	2		4	5	16	6	3	6	2	1	1	2		54	43	1	9	1
		F		1	2			1	1	8	7	11	3		4	1			39	36		3	
OTHER/NON-NARC	185h	M	3	1	4	2	4	3	4	13	8	7	6	4	4	1	1		65	48	6	7	4
		F		1	2	3				8	3	8	1		2		1		29	25		3	1
GAMBLING	19	M									1								1				1
		F																					
BOOKMAKING	19a	M																					
		F																					
NUMBERS	19b	M																					
		F																					
OTHER GAMBLING	19c	M									1								1				1
		F																					
FAMILY/CHILD	20	M	1	6	1	8	11	5	1	29	26	8	10	7	5	1	1	2	122	64	9	44	5
		F	3	4	2	7	7	12	14	46	53	22	16	10	5	2	3	1	207	80	11	106	10
DRIVING INFLUENCE	21	M	59	82	87	137	153	164	127	599	400	296	305	256	261	146	90	51	3213	2324	202	556	131
		F	21	28	33	57	56	52	55	227	134	124	121	118	83	39	14	13	1175	783	45	317	30
LIQUOR LAWS	22	M	242	307	312	30	26	23	21	68	44	36	42	61	34	20	6	15	1287	643	37	561	46
		F	183	217	201	15	15	8	16	40	14	24	23	28	14	8	6	4	816	311	18	451	36
DRUNKENNESS	23	M	2	6	7	3	1	1	2	9	2	7	6	6	4	3	1	1	61	7	3	50	1
		F	3	2	1				5	7	5		4		2	1			30			30	

AGENCY: STATEWIDE

Calendar Year: 2011

AGE, SEX AND RACE OF PERSONS ARRESTED
18 Years of age and over

CLASSIFICATIONS OF OFFENSES	UCR	SEX	AGE																TOT	RACE			
			18	19	20	21	22	23	24	25 29	30 34	35 39	40 44	45 49	50 54	55 59	60 64	65 OV		WHT	BLK	IND	ASN
DISORDERLY CONDUCT	24	M	14	23	28	40	32	26	27	160	108	73	75	81	65	23	18	7	800	353	57	369	21
		F	9	10	9	15	17	13	15	55	29	27	24	32	18	8	4	2	287	102	12	167	6
VAGRANCY	25	M								1	1			1					3	1		2	
		F																					
ALL OTHER	26	M	309	447	513	553	490	428	443	1966	1346	953	920	948	814	352	162	177	10821	6518	1081	2769	453
		F	162	195	233	231	196	176	180	802	547	432	356	351	215	107	39	38	4260	2305	285	1496	174
SUSPICION	27	M			1	2													3	2		1	
		F	1																1			1	
CURFEW	28	M																					
		F																					
TOTAL BY SEX		M	1049	1405	1434	1275	1168	1067	1026	4748	3192	2254	2230	2164	1837	802	428	339	26418	15353	2266	7726	1073
		F	542	638	675	518	469	417	464	1855	1205	984	821	802	531	242	101	88	10352	5465	582	3925	380
GRAND TOTAL			**1591**	**2043**	**2109**	**1793**	**1637**	**1484**	**1490**	**6603**	**4397**	**3238**	**3051**	**2966**	**2368**	**1044**	**529**	**427**	**36770**	**20818**	**2848**	**11651**	**1453**

AGENCY: STATEWIDE

Calendar Year: 2011

ARSON OFFENSES KNOWN TO LAW ENFORCEMENT

1 Property Classification	2 Offenses Reported or Known to Police (Include Unfounded and attempts)	3 Unfounded, i.e. False or Baseless Complaints	4 Number of Actual Offenses (Column 2 Minus Column 3) (Include Attempts)	5 Total Offenses Cleared by Arrest or Exceptional Means (Include Column 6)	6 Number of Clearances Involving Only Persons Under 18 Years of Age	7 Offenses Where Structures Uninhabited, Abandoned, or not Normally in Use	8 Estimated Value of Property Damage
STRUCTURAL							
A. Single Occupancy Residential: Houses, Townhouses, Duplexes, etc.	39		39	14	5	6	$617,522
B. Other Residential: Apartments, Tenements, Flats, Hotels, Motels, Inns, Dormitories, Boarding Houses, etc.	14		14	6	1		$247,976
C. Storage: Barns, Garages, Warehouses, etc.	3		3	1		3	$4,196
D. Industrial/Manufacturing:	1		1	1			
E. Other Commercial: Stores, Restaurants, Offices, etc.	9		9	3	2	5	$75,212
F. Community/Public: Churches, Jails, Schools, Colleges, Hosptials, etc.	17		17	7	7	1	$38,966
G. All Other Structure: Out Buildings, Monuments, Buildings Under Constructions, etc.	14	1	13	2		8	$252,994
TOTAL	97	1	96	34	15	23	$1,236,866
MOBILE							
H. Motor Vehicles: Automoblies, Trucks, Buses, Motorcycles, etc. UCR Definition	63	1	62	10	2	40	$394,755
I. Other Mobile Property: Trailers, Recreational Vehicles, Airplanes, Boats, etc.	4		4			4	$47,599
TOTAL	67	1	66	10	2	44	$442,354
OTHER							
J. TOTAL OTHER Crops, Timber, Fences, Signs, etc.	60		60	9	7	50	$179,203
TOTAL	60		60	9	7	50	$179,203
GRAND TOTAL	**224**	**2**	**222**	**53**	**24**	**117**	**$1,858,423**

AGENCY: STATEWIDE

Calendar Year: 2011

LAW ENFORCEMENT OFFICERS KILLED OR ASSAULTED

Type of Activity	Total assaults by weapon	Type of Weapon				Type of Assignment							Officer assaults cleared
		Firearm	Knife or other cutting instru-ment	Other danger-ous weapon	Hands, fists, feet, etc.	Two-officer vehicle	One-officer vehicle		Detective or special assgn.		Other		
							Alone	Asst	Alone	Ast	Alone	Asst	
	A	B	C	D	E	F	G	H	I	J	K	L	M
1. Responding to disturbance calls (family quarrels, person with firearm, etc.	198	12	2	21	163	6	33	139			8	12	195
2. Burglaries in progress or pursuing burglary suspects													
3. Robberies in progress or pursuing robbery suspects	4	4						3			1		4
4. Attempting other arrests	35	1	1	4	29	1	7	23	1	2		1	34
5. Civil disorder (riot, mass disobedience, etc.)	4				4			4					3
6. Handling, transporting, custody of prisoners	47			2	45	3	14	27		1	1	1	46
7. Investigating suspicious persons or circumstances	25	3	1	3	18	1	12	9			2	1	25
8. Ambush – no warning													
9. Mentally deranged	10		5		5	1	1	8					10
10. Traffic pursuits and stops	37			19	18	3	12	21		1			34
11. All other	26			1	25		13	6		1	4	2	26
12. TOTAL (1-11)	**386**	**20**	**9**	**50**	**307**	**15**	**92**	**240**	**1**	**5**	**16**	**17**	**377**
13. Number with person injury	77			8	69								
14. Number without personal injury	309	19	9	37	244								

15. TIME OF ASSAULTS	12 AM	2 AM	4 AM	6 AM	8 AM	10 AM	NOON	2 PM	4 PM	6 PM	8 PM	10 PM	UNK
	78	56	21	14	8	14	8	25	32	37	45	48	

THIS PAGE INTENTIONALLY LEFT BLANK

AGENCY: ALASKA STATE TROOPERS CALENDAR YEAR 2011

OFFENSES KNOWN TO LAW ENFORCEMENT

(1) Classification of Offense	(2) Offenses Reported	(3) Unfounded Offenses	(4) Actual Offenses	(5) Offenses Cleared	(6) Juveniles Only
CRIMINAL HOMICIDE					
MURDER/NONNEG MANSLAUGHTER	14	1	13	12	
MANSLAUGHTER BY NEGLIGENCE					
TOTAL	14	1	13	12	
FORCIBLE RAPE					
RAPE BY FORCE	35	4	31	14	
ATTEMPTED FORCIBLE RAPE	3		3	1	1
TOTAL	38	4	34	15	1
ROBBERY					
FIREARM	10		10	1	
KNIFE/CUTTING INSTRUMENT	6	1	5	1	
OTHER DANGEROUS WEAPON					
STRONG-ARM (HANDS, FISTS)	10		10	4	
TOTAL	26	1	25	6	
ASSAULT					
FIREARM	257	4	253	172	1
KNIFE OR CUTTING INSTRUMENT	186	1	185	134	10
OTHER DANGEROUS WEAPON	209	4	205	135	5
HANDS, FIST, FEET, AGGRAVATED	302	1	301	176	2
OTHER ASSAULTS - SIMPLE	1950	65	1885	1267	33
TOTAL	2904	75	2829	1884	51
BURGLARY					
FORCIBLE ENTRY	728	18	710	75	13
UNLAWFUL ENTRY - NO FORCE	350	13	337	25	4
ATTEMPTED FORCIBLE ENTRY	20		20	2	
TOTAL	1098	31	1067	102	17
LARCENY-THEFT					
THEFT (EX MOTOR VEHICLE)	2143	80	2063	113	13
TOTAL	2143	80	2063	113	13
MOTOR VEHICLE THEFT					
AUTOS	143	24	119	27	6
TRUCKS AND BUSES	89	8	81	12	3
OTHER VEHICLES	169	12	157	14	2
TOTAL	401	44	357	53	11
GRAND TOTAL	**6624**	**236**	**6388**	**2185**	**93**

*Houston included in State Trooper data as of 5/6/11

AGENCY: ALASKA STATE TROOPERS

Calendar Year: 2011

PROPERTY STOLEN BY CLASSIFICATION

CLASSIFICATION OF OFFENSES	NUMBER ACTUAL OFFENSES		VALUE OF PROPERTY STOLEN	
MURDER/NONNEG MANSLAUGHTER	13			
FORCIBLE RAPE	35			
ROBBERY				
HIGHWAY (STREET, ALLEYS, ETC.)	7		$ 220	
COMMERCIAL HOUSE	5		$ 1,200	
GAS OR SERVICE STATION				
CONVENIENCE STORE				
RESIDENCE	10		$ 2,100	
BANK				
MISCELLANEOUS	3		$ 2,912	
TOTAL ROBBERY	25		$ 6,432	
BURGLARY				
RESIDENCE (DWELLING)				
NIGHT (6PM-6AM)	97		$ 88,766	
DAY (6AM-6PM)	213		$ 255,791	
UNKNOWN	331		$ 538,087	
NON-RESIDENCE (STORE ETC.)				
NIGHT (6PM-6AM)	186		$ 84,447	
DAY (6AM-6PM)	240		$ 44,892	
UNKNOWN				
TOTAL BURGLARY	1067		$ 1,011,983	
LARCENY-THEFT				
$200 AND OVER	422		$ 925,615	
$50 TO $200	99		$ 10,334	
UNDER $50	1542		$ 995	
TOTAL	2063		$ 936,944	
6X. NATURE OF LARCENIES UNDER ITEM 6				
POCKET-PICKING		3		$ 1,835
PURSE-SNATCHING		1		
SHOPLIFTING		38		$ 309
FROM MOTOR VEHICLE		496		$ 115,850
MOTOR VEHICLE PARTS & ACCESSORIES		11		$ 2,470
BICYCLES		26		$ 8,805
FROM BUILDING(EX C&H)		704		$ 197,664
FROM COIN-OP MACHINES				
ALL OTHER		784		$ 610,011
TOTAL LARCENY		2063		$ 936,944
MOTOR VEHICLE THEFT	358		$ 1,097,623	
STOLEN & RECOVERED LOCALLY	80		$ 509,332	
STOLEN LOCALLY & RECOVERED OTHER	12		$ 98,150	
TOTAL STOLEN OTHER & RECOVERED LOCAL	92		$ 607,482	
STOLEN IN OTHER JURIS & RECOVERED LOCALLY	6		$ 44,000	
TOTAL MOTOR VEHICLE THEFT	358		$ 1,097,623	
GRAND TOTAL	**3559**		**$ 3,052,982**	

*Houston included in State Trooper data as of 5/6/11

AGENCY: ALASKA STATE TROOPERS

Calendar Year: 2011

PROPERTY BY TYPE AND VALUE

Type of Property (1)	Monetary Value of Property Stolen in Your Jurisdiction	
	STOLEN (2)	RECOVERED (3)
CURRENCY, NOTES, ETC.	$ 344,259	$ 29,175
JEWELRY & PRECIOUS METALS	$ 108,084	$ 13,590
CLOTHING AND FURS	$ 19,773	$ 3,242
LOCALLY STOLEN MOTOR VEHICLE	$ 1,363,019	$ 906,613
OFFICE EQUIPMENT	$ 9,878	
TV, RADIOS, CAMERAS, ETC.	$ 155,416	$ 45,645
FIREARMS	$ 97,472	$ 14,961
HOUSEHOLD GOODS	$ 55,959	$ 10,003
CONSUMABLE GOODS	$ 36,269	$ 3,669
LIVESTOCK	$ 1,300	
MISCELLANEOUS	$ 881,903	$ 131,876
GRAND TOTAL	**$ 3,073,332**	**$ 1,158,774**

*Houston included in State Trooper data as of 5/6/11

AGENCY: ALASKA STATE TROOPERS

Calendar Year: 2011

AGE, SEX AND RACE OF PERSONS ARRESTED
under 18 Years of age

CLASSIFICATIONS OF OFFENSES	UCR	SEX	AGE						TOT	RACE			
			Under 10	10-12	13-14	15	16	17		WHT	BLK	IND	ASN
MURDER/NONNEG MANSLAUGHTER	01A	M											
		F											
MANSLAUGHTER BY NEGLIGENCE	01B	M											
		F											
RAPE BY FORCE	02	M						1	1			1	
		F											
ROBBERY	03	M											
		F											
AGGRAVATED ASSAULT	04	M		1	6	4	1	6	18	8		10	
		F			2	1	1	2	6	1		5	
BURGLARY	05	M		2	5	10	4	10	31	11		20	
		F					1	2	3	2		1	
LARCENY	06	M		1	5	2	3	8	19	7	2	5	5
		F					1		1			1	
MOTOR VEHICLE THEFT	07	M			3	16	5		24	18		6	
		F											
OTHER ASSAULTS	08	M		3	4	8	8	12	35	15	4	16	
		F			2		6	3	11	5		6	
ARSON	09	M				1		1	2	2			
		F											
FORGERY	10	M											
		F											
FRAUD	11	M						1	1	1			
		F						1	1	1			
EMBEZZLEMENT	12	M											
		F											
STOLEN PROPERTY	13	M											
		F											
VANDALISM	14	M		1	3	2	1	5	12	9		3	
		F					2	2	4	3		1	
WEAPONS	15	M				1	1		2	2			
		F											
PROSTITUTION	16	M											
		F											
SEX OFFENSES	17	M			4	1	1	2	8	4		4	
		F											

*Houston included in State Trooper data as of 5/6/11

AGENCY: ALASKA STATE TROOPERS

Calendar Year: 2011

AGE, SEX AND RACE OF PERSONS ARRESTED
under 18 Years of age

CLASSIFICATIONS OF OFFENSES	UCR	SEX	AGE						TOT	RACE			
			Under 10	10-12	13-14	15	16	17		WHT	BLK	IND	ASN
DRUG/SALE/MAN	180	M					1	2	3	3			
		F					1	1	2	1		1	
NARCOTICS	180a	M						1	1	1			
		F											
MARIJUANA	180b	M					1	1	2	2			
		F					1	1	2	1		1	
SYNTHETIC NARC	180c	M											
		F											
OTHER/NON-NARC	180d	M											
		F											
DRUG/POSSESSION	185	M			5	3	9	10	27	21	1	5	
		F				1	4	2	7	4		3	
NARCOTICS	185e	M											
		F											
MARIJUANA	185f	M			5	3	9	10	27	21	1	5	
		F				1	4	2	7	4		3	
SYNTHETIC NARC	185g	M											
		F											
OTHER/NON-NARC	185h	M											
		F											
GAMBLING	19	M											
		F											
BOOKMAKING	19a	M											
		F											
NUMBERS	19b	M											
		F											
OTHER GAMBLING	19c	M											
		F											
FAMILY/CHILD	20	M											
		F											
DRIVING INFLUENCE	21	M						5	5	2		3	
		F				1	2	6	9	9			
LIQUOR LAWS	22	M			3	10	17	21	51	32	1	18	
		F		3	7	7	18	25	60	37		22	1
DRUNKENNESS	23	M											
		F											

*Houston included in State Trooper data as of 5/6/11

AGENCY: ALASKA STATE TROOPERS

Calendar Year: 2011

AGE, SEX AND RACE OF PERSONS ARRESTED
under 18 Years of age

CLASSIFICATIONS OF OFFENSES	UCR	SEX	AGE						TOT	RACE			
			Under 10	10-12	13-14	15	16	17		WHT	BLK	IND	ASN
DISORDERLY CONDUCT	24	M						2	2	2			
		F				2	2		4	4			
VAGRANCY	25	M											
		F											
ALL OTHER	26	M			7	14	26	46	93	79	4	9	1
		F		1	2	7	9	16	35	27	1	7	
SUSPICION	27	M											
		F											
CURFEW	28	M											
		F											
RUN-AWAYS	29	M											
		F											
TOTAL BY SEX		M		8	45	72	77	132	334	216	12	100	6
		F		4	13	19	47	60	143	94	1	47	1
GRAND TOTAL				**12**	**58**	**91**	**124**	**192**	**477**	**310**	**13**	**147**	**7**

*Houston included in State Trooper data as of 5/6/11

AGENCY: ALASKA STATE TROOPERS

Calendar Year: 2011

AGE, SEX AND RACE OF PERSONS ARRESTED
18 Years of age and over

CLASSIFICATIONS OF OFFENSES	UCR	SEX	AGE																TOT	RACE			
			18	19	20	21	22	23	24	25 29	30 34	35 39	40 44	45 49	50 54	55 59	60 64	65 OV		WHT	BLK	IND	ASN
MURDER/NONNEG MANSLAUGHTER	01A	M	2	1								2			2				7	4	1	2	
		F																					
MANSLAUGHTER BY NEGLIGENCE	01B	M														1			1	1			
		F																1	1				1
RAPE BY FORCE	02	M			2			1		2	1		1	1	2	1			11	4		7	
		F																					
ROBBERY	03	M		1	1			1		7			1						11	10	1		
		F									1				1				2	1		1	
AGGRAVATED ASSAULT	04	M	5	3	6	9	18	18	19	69	52	34	38	29	17	18	4	5	344	163	5	174	2
		F	2	1	2	4	2	1	3	14	3	7	6	7	5	2	1		60	28		32	
BURGLARY	05	M	12	14	5	7	9	6	5	15	13	4	2	2	1		1		96	59		37	
		F		3	1	2	1	1	2	5	1	3	1						20	15		5	
LARCENY	06	M	5	6	5	4	6	10	4	11	14	5	5	1		4	2	2	84	59	1	23	1
		F	1		3	2	1		4	10	2	8	4			1	2		38	27	2	8	1
MOTOR VEHICLE THEFT	07	M		2	1	3	3	2	2	5	4		5	4	1		1		33	25		8	
		F								2	1	3		2		1			9	7		2	
OTHER ASSAULTS	08	M	17	29	34	32	42	28	26	180	152	95	78	83	65	25	18	9	913	425	21	460	7
		F	8	11	14	14	9	13	12	61	28	23	18	19	13	11			254	119	2	129	4
ARSON	09	M		1		2													3	3			
		F																					
FORGERY	10	M				1	1			1	2	1	1						7	7			
		F	1																1	1			
FRAUD	11	M	2	4	1	1	2	1		4	5	2	3	3	4	2	1		35	33	2		
		F					3		1	3	6		2	3	1				19	16		2	1
EMBEZZLEMENT	12	M																					
		F																					
STOLEN PROPERTY	13	M	2			1				1				1					5	4		1	
		F																					
VANDALISM	14	M	5	8	7	4	4	6	5	21	13	5	6	4	2	3	1		94	59	2	32	1
		F	1	4	4		1	2	3	6	4	7	5	2		2		1	42	29		13	
WEAPONS	15	M		4	1	7	5	6	5	29	16	15	14	9	10	4	4	2	131	93	6	31	1
		F				1		2		2	1		3		5			1	15	14		1	
PROSTITUTION	16	M			1					1		1							3	2		1	
		F									2								2			2	
SEX OFFENSES	17	M	3	7	3	7	2	2		10	2	8	4	5	5	1	3	1	63	25		38	
		F																					

*Houston included in State Trooper data as of 5/6/11

AGENCY: ALASKA STATE TROOPERS

Calendar Year: 2011

AGE, SEX AND RACE OF PERSONS ARRESTED
18 Years of age and over

CLASSIFICATIONS OF OFFENSES	UCR	SEX	AGE																TOT	RACE			
			18	19	20	21	22	23	24	25 29	30 34	35 39	40 44	45 49	50 54	55 59	60 64	65 OV		WHT	BLK	IND	ASN
DRUG/SALE/MAN	180	M	3	10	3	4	4	6	6	20	6	12	9	8	6	2			99	76	3	19	1
		F	1	5	2			2	2	3	1	1	2	2	1				22	18		3	1
NARCOTICS	180a	M		2		1	1	3	1	8	2	4	4	1					27	20	2	5	
		F		2	1				1				1	1					6	6			
MARIJUANA	180b	M	2	4	2	2	3	1	3	11	3	7	3	4	4	2			51	37	1	13	
		F		1	1			2		3	1			1	1				10	7		2	1
SYNTHETIC NARC	180c	M		3	1	1		1	1	1				1	1				10	10			
		F	1	1								1	1						4	4			
OTHER/NON-NARC	180d	M	1	1				1	1		1	1	2	2	1				11	9		1	1
		F		1					1										2	1		1	
DRUG/POSSESSION	185	M	31	33	26	38	23	25	13	73	38	28	32	24	20	2	7		413	349	16	46	2
		F	9	9	4	9	5	3	5	15	9	12	6	5	11	3			105	91	2	10	2
NARCOTICS	185e	M			1	1	2	3	2	5	3	1	7	1					26	22	3		1
		F	1				1		1		2	1	1	1	2				10	10			
MARIJUANA	185f	M	31	33	21	34	19	20	10	61	33	22	22	21	17	2	6		352	298	8	46	
		F	8	9	3	7	4	3	3	12	7	7	5	4	6	3			81	68	2	9	2
SYNTHETIC NARC	185g	M			2	1				3		1	1	1					9	9			
		F							1			1			1				3	3			
OTHER/NON-NARC	185h	M			2	2	2	2	1	4	2	4	2	1	3		1		26	20	5		1
		F			1	2				3		3			2				11	10		1	
GAMBLING	19	M																					
		F																					
BOOKMAKING	19a	M																					
		F																					
NUMBERS	19b	M																					
		F																					
OTHER GAMBLING	19c	M																					
		F																					
FAMILY/CHILD	20	M		1		1	2	1		6	5		2	1	2				21	11		10	
		F		1			1	2	1	4	6	8	4	2					29	18		11	
DRIVING INFLUENCE	21	M	16	15	14	28	32	52	23	124	91	90	96	71	83	57	30	17	839	665	19	143	12
		F	4	3	5	14	10	14	8	43	19	29	38	39	28	10	7	5	276	209	2	63	2
LIQUOR LAWS	22	M	47	67	63	5	3	7	4	15	8	5	5	8	2	1			240	126	4	108	2
		F	26	34	25	2	3	2	2	10	5	1	3	3		1			117	44		72	1
DRUNKENNESS	23	M				1													1				1
		F																					

*Houston included in State Trooper data as of 5/6/11

AGENCY: ALASKA STATE TROOPERS

Calendar Year: 2011

AGE, SEX AND RACE OF PERSONS ARRESTED
18 Years of age and over

CLASSIFICATIONS OF OFFENSES	UCR	SEX	AGE																TOT	RACE			
			18	19	20	21	22	23	24	25 29	30 34	35 39	40 44	45 49	50 54	55 59	60 64	65 OV		WHT	BLK	IND	ASN
DISORDERLY CONDUCT	24	M	5	3	5	5	2	3	2	14	11	4	9	6	6	3	1		79	48	4	27	
		F		1		3	3	2	2	7	2	3		2	4	2		1	32	15		17	
VAGRANCY	25	M																					
		F																					
ALL OTHER	26	M	63	111	90	102	86	69	94	385	252	190	156	166	123	79	42	63	2071	1576	93	373	29
		F	33	36	38	36	36	30	31	164	102	69	78	71	41	25	10	12	812	588	14	187	23
SUSPICION	27	M																					
		F																					
CURFEW	28	M																					
		F																					
TOTAL BY SEX		M	218	320	268	262	244	244	208	993	685	501	467	426	351	203	115	99	5604	3827	178	1540	59
		F	86	108	98	87	75	74	76	349	193	174	170	157	110	58	20	21	1856	1240	22	558	36
GRAND TOTAL			**304**	**428**	**366**	**349**	**319**	**318**	**284**	**1342**	**878**	**675**	**637**	**583**	**461**	**261**	**135**	**120**	**7460**	**5067**	**200**	**2098**	**95**

*Houston included in State Trooper data as of 5/6/11

AGENCY: ALASKA STATE TROOPERS Calendar Year: 2011

ARSON OFFENSES KNOWN TO LAW ENFORCEMENT

1 Property Classification	2 Offenses Reported or Known to Police (Include Unfounded and attempts)	3 Unfounded, i.e. False or Baseless Complaints	4 Number of Actual Offenses (Column 2 Minus Column 3) (Include Attempts)	5 Total Offenses Cleared by Arrest or Exceptional Means (Include Column 6)	6 Number of Clearances Involving Only Persons Under 18 Years of Age	7 Offenses Where Structures Uninhabited, Abandoned, or not Normally in Use	8 Estimated Value of Property Damage
STRUCTURAL							
A. Single Occupancy Residential: Houses, Townhouses, Duplexes, etc.	20		20	8	2	2	$346,500
B. Other Residential: Apartments, Tenements, Flats, Hotels, Motels, Inns, Dormitories, Boarding Houses, etc.	1		1				
C. Storage: Barns, Garages, Warehouses, etc.							
D. Industrial/Manufacturing:	1		1	1			
E. Other Commercial: Stores, Restaurants, Offices, etc.	1		1	1	1	1	$50,000
F. Community/Public: Churches, Jails, Schools, Colleges, Hosptials, etc.	5		5				$20,050
G. All Other Structure: Out Buildings, Monuments, Buildings Under Constructions, etc.	1		1	1			
TOTAL	29		29	11	3	3	$416,550
MOBILE							
H. Motor Vehicles: Automoblies, Trucks, Buses, Motorcycles, etc. UCR Definition	14	1	13	2	1	3	$5,000
I. Other Mobile Property: Trailers, Recreational Vehicles, Airplanes, Boats, etc.	2		2			2	$37,599
TOTAL	16	1	15	2	1	5	$42,599
OTHER							
J. TOTAL OTHER Crops, Timber, Fences, Signs, etc.	5		5	1		1	$1,000
TOTAL	5		5	1		1	$1,000
GRAND TOTAL	**50**	**1**	**49**	**14**	**4**	**9**	**$460,149**

*Houston included in State Trooper data as of 5/6/11

AGENCY: ALASKA STATE TROOPERS

Calendar Year: 2011

LAW ENFORCEMENT OFFICERS KILLED OR ASSAULTED

Type of Activity	Total assaults by weapon	Type of Weapon				Type of Assignment							Officer assaults cleared
		Firearm	Knife or other cutting instru-ment	Other danger-ous weapon	Hands, fists, feet, etc.	Two-officer vehicle	One-officer vehicle		Detective or special assgn.		Other		
							Alone	Asst	Alone	Ast	Alone	Asst	
	A	B	C	D	E	F	G	H	I	J	K	L	M
1. Responding to disturbance calls (family quarrels, person with firearm, etc.	49	11		15	23	1	14	18			8	8	49
2. Burglaries in progress or pursuing burglary suspects													
3. Robberies in progress or pursuing robbery suspects													
4. Attempting other arrests	3				3			2				1	3
5. Civil disorder (riot, mass disobedience, etc.)													
6. Handling, transporting, custody of prisoners	3				3		1	1				1	3
7. Investigating suspicious persons or circumstances													
8. Ambush – no warning													
9. Mentally deranged													
10. Traffic pursuits and stops	11			5	6		6	5					11
11. All other	2			1	1		1				1		2
12. TOTAL (1-11)	**68**	**11**		**21**	**36**	**1**	**22**	**26**			**9**	**10**	**68**
13. Number with person injury	17			4	13								
14. Number without personal injury	51	10		17	24								

15. TIME OF ASSAULTS	12 AM	2 AM	4 AM	6 AM	8 AM	10 AM	NOON	2 PM	4 PM	6 PM	8 PM	10 PM	UNK
	9	16	5	1	1	2	4	6	4	2	12	6	

*Houston included in State Trooper data as of 5/6/11

THIS PAGE INTENTIONALLY LEFT BLANK

AGENCY: ALCOHOL BEVERAGE CONTROL BOARD CALENDAR YEAR 2011

OFFENSES KNOWN TO LAW ENFORCEMENT

(1) Classification of Offense	(2) Offenses Reported	(3) Unfounded Offenses	(4) Actual Offenses	(5) Offenses Cleared	(6) Juveniles Only
CRIMINAL HOMICIDE					
MURDER/NONNEG MANSLAUGHTER					
MANSLAUGHTER BY NEGLIGENCE					
TOTAL					
FORCIBLE RAPE					
RAPE BY FORCE					
ATTEMPTED FORCIBLE RAPE					
TOTAL					
ROBBERY					
FIREARM					
KNIFE/CUTTING INSTRUMENT					
OTHER DANGEROUS WEAPON					
STRONG-ARM (HANDS, FISTS)					
TOTAL					
ASSAULT					
FIREARM					
KNIFE OR CUTTING INSTRUMENT					
OTHER DANGEROUS WEAPON					
HANDS, FIST, FEET, AGGRAVATED					
OTHER ASSAULTS - SIMPLE					
TOTAL					
BURGLARY					
FORCIBLE ENTRY					
UNLAWFUL ENTRY - NO FORCE					
ATTEMPTED FORCIBLE ENTRY					
TOTAL					
LARCENY-THEFT					
THEFT (EX MOTOR VEHICLE)					
TOTAL					
MOTOR VEHICLE THEFT					
AUTOS					
TRUCKS AND BUSES					
OTHER VEHICLES					
TOTAL					
GRAND TOTAL					

AGENCY: ALCOHOL BEVERAGE CONTROL BOARD

Calendar Year: 2011

PROPERTY STOLEN BY CLASSIFICATION

CLASSIFICATION OF OFFENSES	NUMBER ACTUAL OFFENSES		VALUE OF PROPERTY STOLEN	
MURDER/NONNEG MANSLAUGHTER				
FORCIBLE RAPE				
ROBBERY				
HIGHWAY (STREET, ALLEYS, ETC.)				
COMMERCIAL HOUSE				
GAS OR SERVICE STATION				
CONVENIENCE STORE				
RESIDENCE				
BANK				
MISCELLANEOUS				
TOTAL ROBBERY				
BURGLARY				
RESIDENCE (DWELLING)				
NIGHT (6PM-6AM)				
DAY (6AM-6PM)				
UNKNOWN				
NON-RESIDENCE (STORE ETC.)				
NIGHT (6PM-6AM)				
DAY (6AM-6PM)				
UNKNOWN				
TOTAL BURGLARY				
LARCENY-THEFT				
$200 AND OVER				
$50 TO $200				
UNDER $50				
TOTAL				
6X. NATURE OF LARCENIES UNDER ITEM 6				
POCKET-PICKING				
PURSE-SNATCHING				
SHOPLIFTING				
FROM MOTOR VEHICLE				
MOTOR VEHICLE PARTS & ACCESSORIES				
BICYCLES				
FROM BUILDING(EX C&H)				
FROM COIN-OP MACHINES				
ALL OTHER				
TOTAL LARCENY				
MOTOR VEHICLE THEFT				
STOLEN & RECOVERED LOCALLY				
STOLEN LOCALLY & RECOVERED OTHER				
TOTAL STOLEN OTHER & RECOVERED LOCAL				
STOLEN IN OTHER JURIS & RECOVERED LOCALLY				
TOTAL MOTOR VEHICLE THEFT				
GRAND TOTAL				

AGENCY: ALCOHOL BEVERAGE CONTROL BOARD Calendar Year: 2011

PROPERTY BY TYPE AND VALUE

Type of Property (1)	Monetary Value of Property Stolen in Your Jurisdiction	
	STOLEN (2)	RECOVERED (3)
CURRENCY, NOTES, ETC.		
JEWELRY & PRECIOUS METALS		
CLOTHING AND FURS		
LOCALLY STOLEN MOTOR VEHICLE		
OFFICE EQUIPMENT		
TV, RADIOS, CAMERAS, ETC.		
FIREARMS		
HOUSEHOLD GOODS		
CONSUMABLE GOODS		
LIVESTOCK		
MISCELLANEOUS		
GRAND TOTAL		

AGENCY: ALCOHOL BEVERAGE CONTROL BOARD

Calendar Year: 2011

AGE, SEX AND RACE OF PERSONS ARRESTED
under 18 Years of age

CLASSIFICATIONS OF OFFENSES	UCR	SEX	AGE						TOT	RACE			
			Under 10	10-12	13-14	15	16	17		WHT	BLK	IND	ASN
MURDER/NONNEG MANSLAUGHTER	01A	M											
		F											
MANSLAUGHTER BY NEGLIGENCE	01B	M											
		F											
RAPE BY FORCE	02	M											
		F											
ROBBERY	03	M											
		F											
AGGRAVATED ASSAULT	04	M											
		F											
BURGLARY	05	M											
		F											
LARCENY	06	M											
		F											
MOTOR VEHICLE THEFT	07	M											
		F											
OTHER ASSAULTS	08	M											
		F											
ARSON	09	M											
		F											
FORGERY	10	M											
		F											
FRAUD	11	M											
		F											
EMBEZZLEMENT	12	M											
		F											
STOLEN PROPERTY	13	M											
		F											
VANDALISM	14	M											
		F											
WEAPONS	15	M											
		F											
PROSTITUTION	16	M											
		F											
SEX OFFENSES	17	M											
		F											

AGENCY: ALCOHOL BEVERAGE CONTROL BOARD Calendar Year: 2011

AGE, SEX AND RACE OF PERSONS ARRESTED
under 18 Years of age

CLASSIFICATIONS OF OFFENSES	UCR	SEX	AGE						TOT	RACE			
			Under 10	10-12	13-14	15	16	17		WHT	BLK	IND	ASN
DRUG/SALE/MAN	180	M											
		F											
NARCOTICS	180a	M											
		F											
MARIJUANA	180b	M											
		F											
SYNTHETIC NARC	180c	M											
		F											
OTHER/NON-NARC	180d	M											
		F											
DRUG/POSSESSION	185	M											
		F											
NARCOTICS	185e	M											
		F											
MARIJUANA	185f	M											
		F											
SYNTHETIC NARC	185g	M											
		F											
OTHER/NON-NARC	185h	M											
		F											
GAMBLING	19	M											
		F											
BOOKMAKING	19a	M											
		F											
NUMBERS	19b	M											
		F											
OTHER GAMBLING	19c	M											
		F											
FAMILY/CHILD	20	M											
		F											
DRIVING INFLUENCE	21	M											
		F											
LIQUOR LAWS	22	M											
		F											
DRUNKENNESS	23	M											
		F											

AGENCY: ALCOHOL BEVERAGE CONTROL BOARD

Calendar Year: 2011

AGE, SEX AND RACE OF PERSONS ARRESTED
under 18 Years of age

CLASSIFICATIONS OF OFFENSES	UCR	SEX	AGE						TOT	RACE			
			Under 10	10-12	13-14	15	16	17		WHT	BLK	IND	ASN
DISORDERLY CONDUCT	24	M											
		F											
VAGRANCY	25	M											
		F											
ALL OTHER	26	M											
		F											
SUSPICION	27	M											
		F											
CURFEW	28	M											
		F											
RUN-AWAYS	29	M											
		F											
TOTAL BY SEX		M											
		F											
GRAND TOTAL													

AGENCY: ALCOHOL BEVERAGE CONTROL BOARD

Calendar Year: 2011

AGE, SEX AND RACE OF PERSONS ARRESTED
18 Years of age and over

CLASSIFICATIONS OF OFFENSES	UCR	SEX	AGE																TOT	RACE			
			18	19	20	21	22	23	24	25 29	30 34	35 39	40 44	45 49	50 54	55 59	60 64	65 OV		WHT	BLK	IND	ASN
MURDER/NONNEG MANSLAUGHTER	01A	M																					
		F																					
MANSLAUGHTER BY NEGLIGENCE	01B	M																					
		F																					
RAPE BY FORCE	02	M																					
		F																					
ROBBERY	03	M																					
		F																					
AGGRAVATED ASSAULT	04	M																					
		F																					
BURGLARY	05	M																					
		F																					
LARCENY	06	M																					
		F																					
MOTOR VEHICLE THEFT	07	M																					
		F																					
OTHER ASSAULTS	08	M																					
		F																					
ARSON	09	M																					
		F																					
FORGERY	10	M																					
		F																					
FRAUD	11	M																					
		F																					
EMBEZZLEMENT	12	M																					
		F																					
STOLEN PROPERTY	13	M																					
		F																					
VANDALISM	14	M																					
		F																					
WEAPONS	15	M																					
		F																					
PROSTITUTION	16	M																					
		F																					
SEX OFFENSES	17	M																					
		F																					

AGENCY: ALCOHOL BEVERAGE CONTROL BOARD

Calendar Year: 2011

AGE, SEX AND RACE OF PERSONS ARRESTED
18 Years of age and over

CLASSIFICATIONS OF OFFENSES	UCR	SEX	AGE																TOT	RACE			
			18	19	20	21	22	23	24	25 29	30 34	35 39	40 44	45 49	50 54	55 59	60 64	65 OV		WHT	BLK	IND	ASN
DRUG/SALE/MAN	180	M																					
		F																					
NARCOTICS	180a	M																					
		F																					
MARIJUANA	180b	M																					
		F																					
SYNTHETIC NARC	180c	M																					
		F																					
OTHER/NON-NARC	180d	M																					
		F																					
DRUG/POSSESSION	185	M																					
		F																					
NARCOTICS	185e	M																					
		F																					
MARIJUANA	185f	M																					
		F																					
SYNTHETIC NARC	185g	M																					
		F																					
OTHER/NON-NARC	185h	M																					
		F																					
GAMBLING	19	M																					
		F																					
BOOKMAKING	19a	M																					
		F																					
NUMBERS	19b	M																					
		F																					
OTHER GAMBLING	19c	M																					
		F																					
FAMILY/CHILD	20	M																					
		F																					
DRIVING INFLUENCE	21	M																					
		F																					
LIQUOR LAWS	22	M				1		1	2	5	4	5	6	10	1	3		7	45	33	1	7	4
		F				3	6	2	4	7	4	8	7	14	6	4	1	2	68	46	1	7	14
DRUNKENNESS	23	M																					
		F																					

AGENCY: ALCOHOL BEVERAGE CONTROL BOARD

Calendar Year: 2011

AGE, SEX AND RACE OF PERSONS ARRESTED
18 Years of age and over

CLASSIFICATIONS OF OFFENSES	UCR	SEX	AGE																TOT	RACE			
			18	19	20	21	22	23	24	25 29	30 34	35 39	40 44	45 49	50 54	55 59	60 64	65 OV		WHT	BLK	IND	ASN
DISORDERLY CONDUCT	24	M																					
		F																					
VAGRANCY	25	M																					
		F																					
ALL OTHER	26	M																					
		F																					
SUSPICION	27	M																					
		F																					
CURFEW	28	M																					
		F																					
TOTAL BY SEX		M				1		1	2	5	4	5	6	10	1	3		7	45	33	1	7	4
		F				3	6	2	4	7	4	8	7	14	6	4	1	2	68	46	1	7	14
GRAND TOTAL						**4**	**6**	**3**	**6**	**12**	**8**	**13**	**13**	**24**	**7**	**7**	**1**	**9**	**113**	**79**	**2**	**14**	**18**

AGENCY: ALCOHOL BEVERAGE CONTROL BOARD Calendar Year: 2011

ARSON OFFENSES KNOWN TO LAW ENFORCEMENT

1 Property Classification	2 Offenses Reported or Known to Police (Include Unfounded and attempts)	3 Unfounded, i.e. False or Baseless Complaints	4 Number of Actual Offenses (Column 2 Minus Column 3) (Include Attempts)	5 Total Offenses Cleared by Arrest or Exceptional Means (Include Column 6)	6 Number of Clearances Involving Only Persons Under 18 Years of Age	7 Offenses Where Structures Uninhabited, Abandoned, or not Normally in Use	8 Estimated Value of Property Damage
STRUCTURAL							
A. Single Occupancy Residential: Houses, Townhouses, Duplexes, etc.							
B. Other Residential: Apartments, Tenements, Flats, Hotels, Motels, Inns, Dormitories, Boarding Houses, etc.							
C. Storage: Barns, Garages, Warehouses, etc.							
D. Industrial/Manufacturing:							
E. Other Commercial: Stores, Restaurants, Offices, etc.							
F. Community/Public: Churches, Jails, Schools, Colleges, Hosptials, etc.							
G. All Other Structure: Out Buildings, Monuments, Buildings Under Constructions, etc.							
TOTAL							
MOBILE							
H. Motor Vehicles: Automoblies, Trucks, Buses, Motorcycles, etc. UCR Definition							
I. Other Mobile Property: Trailers, Recreational Vehicles, Airplanes, Boats, etc.							
TOTAL							
OTHER							
J. TOTAL OTHER Crops, Timber, Fences, Signs, etc.							
TOTAL							
GRAND TOTAL							

AGENCY: ALCOHOL BEVERAGE CONTROL BOARD Calendar Year: 2011

LAW ENFORCEMENT OFFICERS KILLED OR ASSAULTED

Type of Activity	Total assaults by weapon	Type of Weapon				Type of Assignment							Officer assaults cleared
		Firearm	Knife or other cutting instru-ment	Other danger-ous weapon	Hands, fists, feet, etc.	Two-officer vehicle	One-officer vehicle		Detective or special assgn.		Other		
							Alone	Asst	Alone	Ast	Alone	Asst	
	A	B	C	D	E	F	G	H	I	J	K	L	M
1. Responding to disturbance calls (family quarrels, person with firearm, etc.													
2. Burglaries in progress or pursuing burglary suspects													
3. Robberies in progress or pursuing robbery suspects													
4. Attempting other arrests													
5. Civil disorder (riot, mass disobedience, etc.)													
6. Handling, transporting, custody of prisoners													
7. Investigating suspicious persons or circumstances													
8. Ambush – no warning													
9. Mentally deranged													
10. Traffic pursuits and stops													
11. All other													
12. TOTAL (1-11)													
13. Number with person injury													
14. Number without personal injury													

15. TIME OF ASSAULTS	12 AM	2 AM	4 AM	6 AM	8 AM	10 AM	NOON	2 PM	4 PM	6 PM	8 PM	10 PM	UNK

THIS PAGE INTENTIONALLY LEFT BLANK

AGENCY: ANCHORAGE AIRPORT POLICE/FIRE CALENDAR YEAR 2011

OFFENSES KNOWN TO LAW ENFORCEMENT

(1) Classification of Offense	(2) Offenses Reported	(3) Unfounded Offenses	(4) Actual Offenses	(5) Offenses Cleared	(6) Juveniles Only
CRIMINAL HOMICIDE					
MURDER/NONNEG MANSLAUGHTER					
MANSLAUGHTER BY NEGLIGENCE					
TOTAL					
FORCIBLE RAPE					
RAPE BY FORCE					
ATTEMPTED FORCIBLE RAPE					
TOTAL					
ROBBERY					
FIREARM					
KNIFE/CUTTING INSTRUMENT					
OTHER DANGEROUS WEAPON					
STRONG-ARM (HANDS, FISTS)	1		1		
TOTAL	1		1		
ASSAULT					
FIREARM					
KNIFE OR CUTTING INSTRUMENT	1		1		
OTHER DANGEROUS WEAPON					
HANDS, FIST, FEET, AGGRAVATED					
OTHER ASSAULTS - SIMPLE	15	2	13	6	
TOTAL	16	2	14	6	
BURGLARY					
FORCIBLE ENTRY					
UNLAWFUL ENTRY - NO FORCE					
ATTEMPTED FORCIBLE ENTRY					
TOTAL					
LARCENY-THEFT					
THEFT (EX MOTOR VEHICLE)	97	1	96	13	
TOTAL	97	1	96	13	
MOTOR VEHICLE THEFT					
AUTOS	3	2	1		
TRUCKS AND BUSES					
OTHER VEHICLES					
TOTAL	3	2	1		
GRAND TOTAL	**117**	**5**	**112**	**19**	

AGENCY: ANCHORAGE AIRPORT POLICE/FIRE

Calendar Year: 2011

PROPERTY STOLEN BY CLASSIFICATION

CLASSIFICATION OF OFFENSES	NUMBER ACTUAL OFFENSES		VALUE OF PROPERTY STOLEN	
MURDER/NONNEG MANSLAUGHTER				
FORCIBLE RAPE				
ROBBERY				
HIGHWAY (STREET, ALLEYS, ETC.)	1			
COMMERCIAL HOUSE				
GAS OR SERVICE STATION				
CONVENIENCE STORE				
RESIDENCE				
BANK				
MISCELLANEOUS				
TOTAL ROBBERY	1			
BURGLARY				
RESIDENCE (DWELLING)				
NIGHT (6PM-6AM)				
DAY (6AM-6PM)				
UNKNOWN				
NON-RESIDENCE (STORE ETC.)				
NIGHT (6PM-6AM)				
DAY (6AM-6PM)				
UNKNOWN				
TOTAL BURGLARY				
LARCENY-THEFT				
$200 AND OVER	44		$ 66,862	
$50 TO $200	14		$ 2,139	
UNDER $50	38		$ 249	
TOTAL	96		$ 69,250	
6X. NATURE OF LARCENIES UNDER ITEM 6				
POCKET-PICKING				
PURSE-SNATCHING				
SHOPLIFTING				
FROM MOTOR VEHICLE		6		$ 5,850
MOTOR VEHICLE PARTS & ACCESSORIES				
BICYCLES				
FROM BUILDING(EX C&H)		63		$ 30,827
FROM COIN-OP MACHINES				
ALL OTHER		27		$ 32,573
TOTAL LARCENY		96		$ 69,250
MOTOR VEHICLE THEFT	2		$ 22,805	
STOLEN & RECOVERED LOCALLY				
STOLEN LOCALLY & RECOVERED OTHER				
TOTAL STOLEN OTHER & RECOVERED LOCAL				
STOLEN IN OTHER JURIS & RECOVERED LOCALLY				
TOTAL MOTOR VEHICLE THEFT	2		$ 22,805	
GRAND TOTAL	**99**		**$ 92,055**	

AGENCY: ANCHORAGE AIRPORT POLICE/FIRE Calendar Year: 2011

PROPERTY BY TYPE AND VALUE

Type of Property (1)	Monetary Value of Property Stolen in Your Jurisdiction	
	STOLEN (2)	RECOVERED (3)
CURRENCY, NOTES, ETC.	$ 12,881	
JEWELRY & PRECIOUS METALS	$ 20,550	
CLOTHING AND FURS	$ 170	
LOCALLY STOLEN MOTOR VEHICLE		
OFFICE EQUIPMENT	$ 3,150	$ 1,200
TV, RADIOS, CAMERAS, ETC.	$ 18,272	$ 603
FIREARMS	$ 1,630	$ 450
HOUSEHOLD GOODS	$ 33	
CONSUMABLE GOODS	$ 505	
LIVESTOCK	$ 110	
MISCELLANEOUS	$ 34,754	$ 520
GRAND TOTAL	**$ 92,055**	**$ 2,773**

AGENCY: ANCHORAGE AIRPORT POLICE/FIRE

Calendar Year: 2011

AGE, SEX AND RACE OF PERSONS ARRESTED
under 18 Years of age

CLASSIFICATIONS OF OFFENSES	UCR	SEX	AGE						TOT	RACE			
			Under 10	10-12	13-14	15	16	17		WHT	BLK	IND	ASN
MURDER/NONNEG MANSLAUGHTER	01A	M											
		F											
MANSLAUGHTER BY NEGLIGENCE	01B	M											
		F											
RAPE BY FORCE	02	M											
		F											
ROBBERY	03	M											
		F											
AGGRAVATED ASSAULT	04	M											
		F											
BURGLARY	05	M											
		F											
LARCENY	06	M											
		F											
MOTOR VEHICLE THEFT	07	M											
		F											
OTHER ASSAULTS	08	M											
		F											
ARSON	09	M											
		F											
FORGERY	10	M											
		F											
FRAUD	11	M											
		F											
EMBEZZLEMENT	12	M											
		F											
STOLEN PROPERTY	13	M											
		F											
VANDALISM	14	M											
		F											
WEAPONS	15	M											
		F											
PROSTITUTION	16	M											
		F											
SEX OFFENSES	17	M											
		F											

AGENCY: ANCHORAGE AIRPORT POLICE/FIRE

Calendar Year: 2011

AGE, SEX AND RACE OF PERSONS ARRESTED
under 18 Years of age

CLASSIFICATIONS OF OFFENSES	UCR	SEX	AGE						TOT	RACE			
			Under 10	10-12	13-14	15	16	17		WHT	BLK	IND	ASN
DRUG/SALE/MAN	180	M											
		F											
NARCOTICS	180a	M											
		F											
MARIJUANA	180b	M											
		F											
SYNTHETIC NARC	180c	M											
		F											
OTHER/NON-NARC	180d	M											
		F											
DRUG/POSSESSION	185	M						2	2	2			
		F					1		1			1	
NARCOTICS	185e	M											
		F											
MARIJUANA	185f	M						2	2	2			
		F					1		1			1	
SYNTHETIC NARC	185g	M											
		F											
OTHER/NON-NARC	185h	M											
		F											
GAMBLING	19	M											
		F											
BOOKMAKING	19a	M											
		F											
NUMBERS	19b	M											
		F											
OTHER GAMBLING	19c	M											
		F											
FAMILY/CHILD	20	M											
		F											
DRIVING INFLUENCE	21	M					1		1	1			
		F											
LIQUOR LAWS	22	M					1	2	3	3			
		F						1	1	1			
DRUNKENNESS	23	M											
		F											

AGENCY: ANCHORAGE AIRPORT POLICE/FIRE

Calendar Year: 2011

AGE, SEX AND RACE OF PERSONS ARRESTED
under 18 Years of age

CLASSIFICATIONS OF OFFENSES	UCR	SEX	AGE						TOT	RACE			
			Under 10	10-12	13-14	15	16	17		WHT	BLK	IND	ASN
DISORDERLY CONDUCT	24	M											
		F											
VAGRANCY	25	M											
		F											
ALL OTHER	26	M	1						1	1			
		F		1		1		2	4	2	1	1	
SUSPICION	27	M											
		F											
CURFEW	28	M											
		F											
RUN-AWAYS	29	M											
		F											
TOTAL BY SEX		M	1				2	4	7	7			
		F		1		1	1	3	6	3	1	2	
GRAND TOTAL			**1**	**1**		**1**	**3**	**7**	**13**	**10**	**1**	**2**	

AGENCY: ANCHORAGE AIRPORT POLICE/FIRE

Calendar Year: 2011

AGE, SEX AND RACE OF PERSONS ARRESTED
18 Years of age and over

CLASSIFICATIONS OF OFFENSES	UCR	SEX	AGE																TOT	RACE			
			18	19	20	21	22	23	24	25 29	30 34	35 39	40 44	45 49	50 54	55 59	60 64	65 OV		WHT	BLK	IND	ASN
MURDER/NONNEG MANSLAUGHTER	01A	M																					
		F																					
MANSLAUGHTER BY NEGLIGENCE	01B	M																					
		F																					
RAPE BY FORCE	02	M																					
		F																					
ROBBERY	03	M																					
		F																					
AGGRAVATED ASSAULT	04	M														1			1	1			
		F																					
BURGLARY	05	M																					
		F																					
LARCENY	06	M		1	2	1	1			1		1	1		2		1		11	4	2	2	3
		F			1				1				1						3		2	1	
MOTOR VEHICLE THEFT	07	M																					
		F				1													1	1			
OTHER ASSAULTS	08	M								3	1	2	1			1			8	8			
		F									1								1	1			
ARSON	09	M																					
		F																					
FORGERY	10	M																					
		F																					
FRAUD	11	M				1									1				2	1			1
		F				1													1	1			
EMBEZZLEMENT	12	M																					
		F																					
STOLEN PROPERTY	13	M																					
		F																					
VANDALISM	14	M																					
		F																					
WEAPONS	15	M				1	1	1	1	1	4	1		2				1	13	11	1		1
		F								1		1						1	3	3			
PROSTITUTION	16	M																					
		F																					
SEX OFFENSES	17	M																					
		F																					

AGENCY: ANCHORAGE AIRPORT POLICE/FIRE

Calendar Year: 2011

AGE, SEX AND RACE OF PERSONS ARRESTED
18 Years of age and over

CLASSIFICATIONS OF OFFENSES	UCR	SEX	AGE																TOT	RACE			
			18	19	20	21	22	23	24	25 29	30 34	35 39	40 44	45 49	50 54	55 59	60 64	65 OV		WHT	BLK	IND	ASN
DRUG/SALE/MAN	180	M								1	3		1		1				6	5		1	
		F				1					1								2	2			
NARCOTICS	180a	M								1	1								2	2			
		F				1													1	1			
MARIJUANA	180b	M									2				1				3	3			
		F									1								1	1			
SYNTHETIC NARC	180c	M																					
		F																					
OTHER/NON-NARC	180d	M											1						1			1	
		F																					
DRUG/POSSESSION	185	M	3	4	3	5	4	3	2	9	5	1	2	4	5	1	2		53	35	4	12	2
		F		1		1				1		1				1			5	1		4	
NARCOTICS	185e	M									1								1	1			
		F																					
MARIJUANA	185f	M	3	4	3	5	4	3	2	9	4	1	2	4	5	1	2		52	34	4	12	2
		F		1		1				1		1				1			5	1		4	
SYNTHETIC NARC	185g	M																					
		F																					
OTHER/NON-NARC	185h	M																					
		F																					
GAMBLING	19	M																					
		F																					
BOOKMAKING	19a	M																					
		F																					
NUMBERS	19b	M																					
		F																					
OTHER GAMBLING	19c	M																					
		F																					
FAMILY/CHILD	20	M													1				1	1			
		F																					
DRIVING INFLUENCE	21	M		4	1	2	3		3	4	8	2	4	3	2	1		1	38	28	3	3	4
		F			1	1	1				3	2	1	2				1	12	5	1	6	
LIQUOR LAWS	22	M		5	3					1									9	5	1	3	
		F		1	2				1	1									5	1		4	
DRUNKENNESS	23	M																					
		F																					

AGENCY: ANCHORAGE AIRPORT POLICE/FIRE

Calendar Year: 2011

AGE, SEX AND RACE OF PERSONS ARRESTED
18 Years of age and over

CLASSIFICATIONS OF OFFENSES	UCR	SEX	AGE																TOT	RACE			
			18	19	20	21	22	23	24	25 29	30 34	35 39	40 44	45 49	50 54	55 59	60 64	65 OV		WHT	BLK	IND	ASN
DISORDERLY CONDUCT	24	M										2							2	2			
		F																					
VAGRANCY	25	M																					
		F																					
ALL OTHER	26	M	1	1	7	4	6	2	5	14	6	7	6	7	10	1		1	78	46	13	13	6
		F	1	3	2	3	4	3	3	2	5	3	3	3	1			1	37	15	6	13	3
SUSPICION	27	M																					
		F																					
CURFEW	28	M																					
		F																					
TOTAL BY SEX		M	4	15	16	14	15	6	11	34	27	16	15	16	22	5	3	3	222	147	24	34	17
		F	1	5	6	8	5	3	5	5	10	7	5	5	1	1		3	70	30	9	28	3
GRAND TOTAL			**5**	**20**	**22**	**22**	**20**	**9**	**16**	**39**	**37**	**23**	**20**	**21**	**23**	**6**	**3**	**6**	**292**	**177**	**33**	**62**	**20**

AGENCY: ANCHORAGE AIRPORT POLICE/FIRE Calendar Year: 2011

ARSON OFFENSES KNOWN TO LAW ENFORCEMENT

1 Property Classification	2 Offenses Reported or Known to Police (Include Unfounded and attempts)	3 Unfounded, i.e. False or Baseless Complaints	4 Number of Actual Offenses (Column 2 Minus Column 3) (Include Attempts)	5 Total Offenses Cleared by Arrest or Exceptional Means (Include Column 6)	6 Number of Clearances Involving Only Persons Under 18 Years of Age	7 Offenses Where Structures Uninhabited, Abandoned, or not Normally in Use	8 Estimated Value of Property Damage
STRUCTURAL							
A. Single Occupancy Residential: Houses, Townhouses, Duplexes, etc.							
B. Other Residential: Apartments, Tenements, Flats, Hotels, Motels, Inns, Dormitories, Boarding Houses, etc.							
C. Storage: Barns, Garages, Warehouses, etc.							
D. Industrial/Manufacturing:							
E. Other Commercial: Stores, Restaurants, Offices, etc.							
F. Community/Public: Churches, Jails, Schools, Colleges, Hosptials, etc.							
G. All Other Structure: Out Buildings, Monuments, Buildings Under Constructions, etc.							
TOTAL							
MOBILE							
H. Motor Vehicles: Automoblies, Trucks, Buses, Motorcycles, etc. UCR Definition							
I. Other Mobile Property: Trailers, Recreational Vehicles, Airplanes, Boats, etc.							
TOTAL							
OTHER							
J. TOTAL OTHER Crops, Timber, Fences, Signs, etc.							
TOTAL							
GRAND TOTAL							

AGENCY: ANCHORAGE AIRPORT POLICE/FIRE

Calendar Year: 2011

LAW ENFORCEMENT OFFICERS KILLED OR ASSAULTED

Type of Activity	Total assaults by weapon	Type of Weapon				Type of Assignment							Officer assaults cleared
		Firearm	Knife or other cutting instru-ment	Other danger-ous weapon	Hands, fists, feet, etc.	Two-officer vehicle	One-officer vehicle		Detective or special assgn.		Other		
							Alone	Asst	Alone	Ast	Alone	Asst	
	A	B	C	D	E	F	G	H	I	J	K	L	M
1. Responding to disturbance calls (family quarrels, person with firearm, etc.	1				1		1						1
2. Burglaries in progress or pursuing burglary suspects													
3. Robberies in progress or pursuing robbery suspects													
4. Attempting other arrests													
5. Civil disorder (riot, mass disobedience, etc.)													
6. Handling, transporting, custody of prisoners	1				1	1							1
7. Investigating suspicious persons or circumstances													
8. Ambush – no warning													
9. Mentally deranged													
10. Traffic pursuits and stops	1			1				1					1
11. All other	1				1			1					1
12. TOTAL (1-11)	**4**			**1**	**3**	**1**	**1**	**2**					**4**
13. Number with person injury													
14. Number without personal injury	4			1	3								

15. TIME OF ASSAULTS	12 AM	2 AM	4 AM	6 AM	8 AM	10 AM	NOON	2 PM	4 PM	6 PM	8 PM	10 PM	UNK
	1	1	1					1					

THIS PAGE INTENTIONALLY LEFT BLANK

AGENCY: ANCHORAGE POLICE DEPARTMENT CALENDAR YEAR 2011

OFFENSES KNOWN TO LAW ENFORCEMENT

(1) Classification of Offense	(2) Offenses Reported	(3) Unfounded Offenses	(4) Actual Offenses	(5) Offenses Cleared	(6) Juveniles Only
CRIMINAL HOMICIDE					
MURDER/NONNEG MANSLAUGHTER	16	4	12	13	
MANSLAUGHTER BY NEGLIGENCE	2		2	2	
TOTAL	18	4	14	15	
FORCIBLE RAPE					
RAPE BY FORCE	261	13	248	60	11
ATTEMPTED FORCIBLE RAPE	35		35	10	
TOTAL	296	13	283	70	11
ROBBERY					
FIREARM	96		96	24	5
KNIFE/CUTTING INSTRUMENT	37		37	10	
OTHER DANGEROUS WEAPON	37		37	13	
STRONG-ARM (HANDS, FISTS)	295		295	107	15
TOTAL	465		465	154	20
ASSAULT					
FIREARM	228		228	131	3
KNIFE OR CUTTING INSTRUMENT	287		287	217	22
OTHER DANGEROUS WEAPON	482		482	297	37
HANDS, FIST, FEET, AGGRAVATED	633	2	631	358	24
OTHER ASSAULTS - SIMPLE	4442	4	4438	2740	238
TOTAL	6072	6	6066	3743	324
BURGLARY					
FORCIBLE ENTRY	716	1	715	103	15
UNLAWFUL ENTRY - NO FORCE	292	1	291	35	4
ATTEMPTED FORCIBLE ENTRY	74		74	3	
TOTAL	1082	2	1080	141	19
LARCENY-THEFT					
THEFT (EX MOTOR VEHICLE)	7808	58	7750	1707	417
TOTAL	7808	58	7750	1707	417
MOTOR VEHICLE THEFT					
AUTOS	473	66	407	92	16
TRUCKS AND BUSES	147	19	128	25	3
OTHER VEHICLES	92	2	90	9	
TOTAL	712	87	625	126	19
GRAND TOTAL	**16453**	**170**	**16283**	**5956**	**810**

AGENCY: ANCHORAGE POLICE DEPARTMENT

Calendar Year: 2011

PROPERTY STOLEN BY CLASSIFICATION

CLASSIFICATION OF OFFENSES	NUMBER ACTUAL OFFENSES		VALUE OF PROPERTY STOLEN	
MURDER/NONNEG MANSLAUGHTER	12			
FORCIBLE RAPE	283		$ 1,499	
ROBBERY				
HIGHWAY (STREET, ALLEYS, ETC.)	259		$ 70,099	
COMMERCIAL HOUSE	74		$ 17,599	
GAS OR SERVICE STATION	9		$ 719	
CONVENIENCE STORE	5		$ 2,159	
RESIDENCE	73		$ 44,415	
BANK	10		$ 15,251	
MISCELLANEOUS	35		$ 9,613	
TOTAL ROBBERY	465		$ 159,855	
BURGLARY				
RESIDENCE (DWELLING)				
NIGHT (6PM-6AM)	156		$ 233,430	
DAY (6AM-6PM)	205		$ 467,223	
UNKNOWN	381		$ 908,364	
NON-RESIDENCE (STORE ETC.)				
NIGHT (6PM-6AM)	121		$ 93,679	
DAY (6AM-6PM)	54		$ 98,225	
UNKNOWN	163		$ 331,825	
TOTAL BURGLARY	1080		$ 2,132,746	
LARCENY-THEFT				
$200 AND OVER	3921		$ 4,822,750	
$50 TO $200	1495		$ 163,155	
UNDER $50	2334		$ 33,925	
TOTAL	7750		$ 5,019,830	
6X. NATURE OF LARCENIES UNDER ITEM 6				
POCKET-PICKING		42		$ 11,869
PURSE-SNATCHING		11		$ 4,121
SHOPLIFTING		1850		$ 297,215
FROM MOTOR VEHICLE		1809		$ 1,171,291
MOTOR VEHICLE PARTS & ACCESSORIES		255		$ 179,240
BICYCLES		415		$ 222,569
FROM BUILDING(EX C&H)		2240		$ 2,193,632
FROM COIN-OP MACHINES		3		$ 916
ALL OTHER		1125		$ 938,977
TOTAL LARCENY		7750		$ 5,019,830
MOTOR VEHICLE THEFT	625		$ 5,366,367	
STOLEN & RECOVERED LOCALLY	472			
STOLEN LOCALLY & RECOVERED OTHER	22			
TOTAL STOLEN OTHER & RECOVERED LOCAL	494			
STOLEN IN OTHER JURIS & RECOVERED LOCALLY	5			
TOTAL MOTOR VEHICLE THEFT	625		$ 5,366,367	
GRAND TOTAL	**10216**		**$ 12,680,297**	

AGENCY: ANCHORAGE POLICE DEPARTMENT Calendar Year: 2011

PROPERTY BY TYPE AND VALUE

Type of Property (1)	Monetary Value of Property Stolen in Your Jurisdiction	
	STOLEN (2)	RECOVERED (3)
CURRENCY, NOTES, ETC.	$ 826,645	$ 10,601
JEWELRY & PRECIOUS METALS	$ 1,360,838	$ 108,530
CLOTHING AND FURS	$ 394,592	$ 64,691
LOCALLY STOLEN MOTOR VEHICLE	$ 5,841,146	$ 5,345,765
OFFICE EQUIPMENT	$ 495,633	$ 54,213
TV, RADIOS, CAMERAS, ETC.	$ 759,579	$ 63,646
FIREARMS	$ 230,881	$ 45,560
HOUSEHOLD GOODS	$ 148,939	$ 15,240
CONSUMABLE GOODS	$ 98,048	$ 24,320
LIVESTOCK		
MISCELLANEOUS	$ 2,523,996	$ 419,472
GRAND TOTAL	**$ 12,680,297**	**$ 6,152,038**

AGENCY: ANCHORAGE POLICE DEPARTMENT

Calendar Year: 2011

AGE, SEX AND RACE OF PERSONS ARRESTED
under 18 Years of age

CLASSIFICATIONS OF OFFENSES	UCR	SEX	AGE						TOT	RACE			
			Under 10	10-12	13-14	15	16	17		WHT	BLK	IND	ASN
MURDER/NONNEG MANSLAUGHTER	01A	M						1	1		1		
		F											
MANSLAUGHTER BY NEGLIGENCE	01B	M											
		F											
RAPE BY FORCE	02	M			1	2	3	2	8	6		2	
		F				1			1	1			
ROBBERY	03	M		2	6	4	6	8	26	7	7	4	8
		F			2	2	2		6		6		
AGGRAVATED ASSAULT	04	M		14	13	13	4	10	54	25	13	10	6
		F		1	7	5	2	5	20	7	4	8	1
BURGLARY	05	M		4	4	3	8	11	30	14	6	5	5
		F	1	1		2	2		6	1	1	1	3
LARCENY	06	M	4	24	94	63	73	55	313	177	57	46	33
		F	1	28	76	61	45	49	260	160	40	38	22
MOTOR VEHICLE THEFT	07	M			4	1	2	4	11	5	4	2	
		F			1	5	4	2	12	3	6	3	
OTHER ASSAULTS	08	M		9	22	19	23	28	101	40	27	23	11
		F		6	27	21	24	16	94	41	18	32	3
ARSON	09	M	1	4	3	6	1		15	10	2	3	
		F				1		1	2		1	1	
FORGERY	10	M											
		F											
FRAUD	11	M					3	4	7	5	2		
		F			1	1	4	3	9	7	2		
EMBEZZLEMENT	12	M				1			1	1			
		F				1		5	6	2	3		1
STOLEN PROPERTY	13	M											
		F											
VANDALISM	14	M	1	13	8	10	11	12	55	29	11	9	6
		F	2	1	5	5	6		19	11	5	3	
WEAPONS	15	M		3	4	5	1	4	17	9	5	3	
		F			1	1			2			1	1
PROSTITUTION	16	M											
		F											
SEX OFFENSES	17	M		5	7	1	1	1	15	10		4	1
		F			1				1			1	

AGENCY: ANCHORAGE POLICE DEPARTMENT Calendar Year: 2011

AGE, SEX AND RACE OF PERSONS ARRESTED
under 18 Years of age

CLASSIFICATIONS OF OFFENSES	UCR	SEX	AGE						TOT	RACE			
			Under 10	10-12	13-14	15	16	17		WHT	BLK	IND	ASN
DRUG/SALE/MAN	180	M			1	1	3	3	8	5	1		2
		F			1	3			4	3		1	
NARCOTICS	180a	M					2	1	3	2			1
		F				2			2	2			
MARIJUANA	180b	M				1		2	3	2	1		
		F											
SYNTHETIC NARC	180c	M			1				1				1
		F											
OTHER/NON-NARC	180d	M					1		1	1			
		F			1	1			2	1		1	
DRUG/POSSESSION	185	M		3	18	20	24	36	101	70	15	9	7
		F		2	7	4	6	6	25	20	3	1	1
NARCOTICS	185e	M				1			1		1		
		F				1		1	2	2			
MARIJUANA	185f	M		3	18	14	21	32	88	61	13	8	6
		F		2	6	1	5	5	19	16	2		1
SYNTHETIC NARC	185g	M				2		1	3	3			
		F				1			1			1	
OTHER/NON-NARC	185h	M				3	3	3	9	6	1	1	1
		F			1	1	1		3	2	1		
GAMBLING	19	M											
		F											
BOOKMAKING	19a	M											
		F											
NUMBERS	19b	M											
		F											
OTHER GAMBLING	19c	M											
		F											
FAMILY/CHILD	20	M											
		F											
DRIVING INFLUENCE	21	M						9	9	2		3	4
		F					2	8	10	7	1		2
LIQUOR LAWS	22	M			8	17	34	53	112	57	12	36	7
		F		2	11	27	39	50	129	61	8	57	3
DRUNKENNESS	23	M											
		F											

AGENCY: ANCHORAGE POLICE DEPARTMENT Calendar Year: 2011

AGE, SEX AND RACE OF PERSONS ARRESTED
under 18 Years of age

CLASSIFICATIONS OF OFFENSES	UCR	SEX	AGE						TOT	RACE			
			Under 10	10-12	13-14	15	16	17		WHT	BLK	IND	ASN
DISORDERLY CONDUCT	24	M			1	4	5	6	16	4	4	6	2
		F			1	1	2	1	5	2	2	1	
VAGRANCY	25	M											
		F											
ALL OTHER	26	M		3	24	15	37	65	144	67	30	32	15
		F		2	12	13	15	35	77	27	14	32	4
SUSPICION	27	M											
		F											
CURFEW	28	M			1				1	1			
		F											
RUN-AWAYS	29	M											
		F											
TOTAL BY SEX		M	6	84	219	185	239	312	1045	544	197	197	107
		F	4	43	153	154	153	181	688	353	114	180	41
GRAND TOTAL			**10**	**127**	**372**	**339**	**392**	**493**	**1733**	**897**	**311**	**377**	**148**

AGENCY: ANCHORAGE POLICE DEPARTMENT

Calendar Year: 2011

AGE, SEX AND RACE OF PERSONS ARRESTED
18 Years of age and over

CLASSIFICATIONS OF OFFENSES	UCR	SEX	AGE																TOT	RACE			
			18	19	20	21	22	23	24	25 29	30 34	35 39	40 44	45 49	50 54	55 59	60 64	65 OV		WHT	BLK	IND	ASN
MURDER/NONNEG MANSLAUGHTER	01A	M		1	2	3			1	1	2	1		1					12	5	6		1
		F									2	1						1	4	3		1	
MANSLAUGHTER BY NEGLIGENCE	01B	M								2									2	2			
		F																					
RAPE BY FORCE	02	M			2	1	1		1	4	6	11	5	9	5	3			48	14	11	21	2
		F																					
ROBBERY	03	M	6	9	3	9	5	6	8	23	9	8	6	11	9	1			113	42	39	23	9
		F	4	1	1	3		2		6	3		1						21	8	6	6	1
AGGRAVATED ASSAULT	04	M	14	22	28	32	27	28	17	116	78	51	63	61	38	14	7	4	600	310	107	138	45
		F	3	9	8	10	7	7	11	33	26	9	14	14	7	6	2	4	170	69	27	65	9
BURGLARY	05	M	12	11	9	5	4	6	3	12	11	9	2	6	6	3			99	61	11	20	7
		F		1	1			3		2	1	1	1						10	6		4	
LARCENY	06	M	54	49	43	35	25	29	18	121	74	66	78	52	70	30	13	11	768	438	99	187	44
		F	40	31	30	19	26	16	16	63	62	56	35	41	27	14	5	10	491	320	49	94	28
MOTOR VEHICLE THEFT	07	M	3	6	3	2	5	3	2	11	8	8	6	4	5				66	34	11	19	2
		F	1	2	2	1	1	1		4	1	3	1	2	1				20	9	3	6	2
OTHER ASSAULTS	08	M	25	51	48	67	64	47	56	279	198	139	134	129	112	34	26	15	1424	709	209	390	116
		F	24	39	40	49	34	29	30	127	80	62	58	47	43	9	6	5	682	280	51	323	28
ARSON	09	M	1			1		1	2	2									7	3	1	3	
		F	1									1	2	1					5	1	1	3	
FORGERY	10	M		2		2	1	1	2	3	1	5		3			1		21	9	4	6	2
		F		1	2	1				6	3	3	1	1	2				20	13		5	2
FRAUD	11	M	1	1	3	3	1	2	2	10	6	13	6	8	3	2			61	37	10	12	2
		F	2	1	3	3	3	1	2	9	5	7	6	7	5	1			55	27	3	20	5
EMBEZZLEMENT	12	M	3	4	4	3	3	1	1	7	4	2	1	4	1		2		40	24	9	1	6
		F	5	4	5	3	4	4		8	2	4	1	1	1				42	30	5	2	5
STOLEN PROPERTY	13	M		1		2			2	3	2	1	1	1	1				14	6	4	3	1
		F																					
VANDALISM	14	M	12	13	16	14	13	10	12	53	29	25	29	21	7	10	2		266	141	36	70	19
		F	5	3	9	1	10	7	6	14	6	8	6	11	4	1	1	3	95	40	8	44	3
WEAPONS	15	M	9	5	14	4	6	5	9	17	8	8	7	6	1	3		1	103	62	22	15	4
		F				1				2		3			1				7	3	1	2	1
PROSTITUTION	16	M								2	3	2	5	2	2		1	3	20	12	4	2	2
		F		2	1	3	3	2		8	4	6	3	6	3	1	2		44	21	7	8	8
SEX OFFENSES	17	M	1		3	4	1	2	2	15	20	19	21	20	16	10	8	1	143	57	10	73	3
		F									2	1	1	1					5	1		4	

AGENCY: ANCHORAGE POLICE DEPARTMENT

Calendar Year: 2011

AGE, SEX AND RACE OF PERSONS ARRESTED
18 Years of age and over

CLASSIFICATIONS OF OFFENSES	UCR	SEX	AGE																TOT	RACE			
			18	19	20	21	22	23	24	25 29	30 34	35 39	40 44	45 49	50 54	55 59	60 64	65 OV		WHT	BLK	IND	ASN
DRUG/SALE/MAN	180	M	5	2	9	6	4	4	6	24	11	4	5	9	5	3	2		99	48	32	7	12
		F		2	2	2	1		1	5	4	3	3	2				1	26	18	4	4	
NARCOTICS	180a	M			1	2			3	11	6	1	1	5	4	3	2		39	12	22	3	2
		F			1		1			3	3	3	1	1				1	14	9	2	3	
MARIJUANA	180b	M	4	2	5	3	3	4	1	9	1		2	3	1				38	24	8	2	4
		F		1					1					1					3	2	1		
SYNTHETIC NARC	180c	M	1		1	1			1	3	4	3	2	1					17	8	2	2	5
		F			1	2				2	1		1						7	5	1	1	
OTHER/NON-NARC	180d	M			2		1		1	1									5	4			1
		F		1									1						2	2			
DRUG/POSSESSION	185	M	30	33	35	21	14	10	16	67	39	20	22	15	8	5	1	1	337	217	52	54	14
		F	6	5	9	7	6	6	6	18	8	13	5	5	4	1	1		100	64	7	27	2
NARCOTICS	185e	M	2	1		1	2	3	2	19	10	5	2	8	5	2	1		63	40	17	6	
		F			2	2	1	4	5	8	3	7	1	4	3				40	26	3	11	
MARIJUANA	185f	M	27	31	33	20	10	6	9	39	26	11	13	6	3	2		1	237	151	33	43	10
		F	6	3	6	4	5	1	1	6	4	1	3	1		1	1		43	23	4	14	2
SYNTHETIC NARC	185g	M						1	4	6	3	1	4	1		1			21	15	1	4	1
		F		1	1			1		1		5	1		1				11	10		1	
OTHER/NON-NARC	185h	M	1	1	2		2		1	3		3	3						16	11	1	1	3
		F		1		1				3	1								6	5		1	
GAMBLING	19	M																					
		F																					
BOOKMAKING	19a	M																					
		F																					
NUMBERS	19b	M																					
		F																					
OTHER GAMBLING	19c	M																					
		F																					
FAMILY/CHILD	20	M		4	1	5	3	4	1	21	20	8	6	4	1	1	1	2	82	39	9	29	5
		F	3	3	2	5	6	10	11	34	44	11	7	7	5	2	2	1	153	48	11	84	10
DRIVING INFLUENCE	21	M	20	32	42	63	66	68	56	273	170	108	111	90	73	51	33	11	1267	854	141	184	88
		F	9	14	14	26	34	23	27	118	60	52	41	33	28	14	5	3	501	315	36	127	23
LIQUOR LAWS	22	M	79	103	95	7	2		6	8	6	3	2	2	2				315	172	18	103	22
		F	78	115	103	2	4		2	3		3	1						311	113	15	163	20
DRUNKENNESS	23	M																					
		F													1	1			2			2	

AGENCY: ANCHORAGE POLICE DEPARTMENT

Calendar Year: 2011

AGE, SEX AND RACE OF PERSONS ARRESTED
18 Years of age and over

CLASSIFICATIONS OF OFFENSES	UCR	SEX	AGE																TOT	RACE			
			18	19	20	21	22	23	24	25 29	30 34	35 39	40 44	45 49	50 54	55 59	60 64	65 OV		WHT	BLK	IND	ASN
DISORDERLY CONDUCT	24	M	5	7	10	13	13	8	10	57	41	23	27	24	23	12	8	2	283	122	39	107	15
		F	3	7	3	5	3	4	7	21	17	10	6	11	5	1	3	1	107	36	6	59	6
VAGRANCY	25	M																					
		F																					
ALL OTHER	26	M	152	226	282	289	281	220	238	1008	691	481	520	492	442	197	80	71	5670	3171	866	1297	336
		F	86	108	138	137	118	96	108	446	309	239	184	195	105	58	18	16	2361	1189	252	790	130
SUSPICION	27	M			1	1													2	2			
		F	1																1			1	
CURFEW	28	M																					
		F																					
TOTAL BY SEX		M	432	582	653	592	539	455	471	2139	1437	1015	1057	974	830	379	185	122	11862	6591	1750	2764	757
		F	271	348	373	278	260	211	227	927	639	496	377	385	242	109	45	45	5233	2614	492	1844	283
GRAND TOTAL			**703**	**930**	**1026**	**870**	**799**	**666**	**698**	**3066**	**2076**	**1511**	**1434**	**1359**	**1072**	**488**	**230**	**167**	**17095**	**9205**	**2242**	**4608**	**1040**

AGENCY: ANCHORAGE POLICE DEPARTMENT Calendar Year: 2011

ARSON OFFENSES KNOWN TO LAW ENFORCEMENT

1 Property Classification	2 Offenses Reported or Known to Police (Include Unfounded and attempts)	3 Unfounded, i.e. False or Baseless Complaints	4 Number of Actual Offenses (Column 2 Minus Column 3) (Include Attempts)	5 Total Offenses Cleared by Arrest or Exceptional Means (Include Column 6)	6 Number of Clearances Involving Only Persons Under 18 Years of Age	7 Offenses Where Structures Uninhabited, Abandoned, or not Normally in Use	8 Estimated Value of Property Damage
STRUCTURAL							
A. Single Occupancy Residential: Houses, Townhouses, Duplexes, etc.	11		11	5	3	1	$80,222
B. Other Residential: Apartments, Tenements, Flats, Hotels, Motels, Inns, Dormitories, Boarding Houses, etc.	9		9	3	1		$211,976
C. Storage: Barns, Garages, Warehouses, etc.	2		2	1		2	$4,196
D. Industrial/Manufacturing:							
E. Other Commercial: Stores, Restaurants, Offices, etc.	6		6	1		4	$25,200
F. Community/Public: Churches, Jails, Schools, Colleges, Hosptials, etc.	8		8	7	7		$866
G. All Other Structure: Out Buildings, Monuments, Buildings Under Constructions, etc.	7		7	1		6	$10,549
TOTAL	43		43	18	11	13	$333,009
MOBILE							
H. Motor Vehicles: Automoblies, Trucks, Buses, Motorcycles, etc. UCR Definition	35		35	3		35	$208,277
I. Other Mobile Property: Trailers, Recreational Vehicles, Airplanes, Boats, etc.	2		2			2	$10,000
TOTAL	37		37	3		37	$218,277
OTHER							
J. TOTAL OTHER Crops, Timber, Fences, Signs, etc.	46		46	5	4	46	$174,125
TOTAL	46		46	5	4	46	$174,125
GRAND TOTAL	**126**		**126**	**26**	**15**	**96**	**$725,411**

AGENCY: ANCHORAGE POLICE DEPARTMENT Calendar Year: 2011

LAW ENFORCEMENT OFFICERS KILLED OR ASSAULTED

Type of Activity	Total assaults by weapon	Type of Weapon				Type of Assignment							Officer assaults cleared
		Firearm	Knife or other cutting instru-ment	Other danger-ous weapon	Hands, fists, feet, etc.	Two-officer vehicle	One-officer vehicle		Detective or special assgn.		Other		
							Alone	Asst	Alone	Ast	Alone	Asst	
	A	B	C	D	E	F	G	H	I	J	K	L	M
1. Responding to disturbance calls (family quarrels, person with firearm, etc.	105	1	1	3	100		12	93					104
2. Burglaries in progress or pursuing burglary suspects													
3. Robberies in progress or pursuing robbery suspects	3	3						3					3
4. Attempting other arrests	22			4	18		4	15	1	2			22
5. Civil disorder (riot, mass disobedience, etc.)	3				3			3					2
6. Handling, transporting, custody of prisoners	30			2	28		8	21		1			30
7. Investigating suspicious persons or circumstances	8			1	7		3	3			2		8
8. Ambush – no warning													
9. Mentally deranged	9		5		4	1		8					9
10. Traffic pursuits and stops	18			12	6		3	14		1			17
11. All other	11				11		6	5					11
12. TOTAL (1-11)	**209**	**4**	**6**	**22**	**177**	**1**	**36**	**165**	**1**	**4**	**2**		**206**
13. Number with person injury	23			4	19								
14. Number without personal injury	186	4	6	13	163								

15. TIME OF ASSAULTS	12 AM	2 AM	4 AM	6 AM	8 AM	10 AM	NOON	2 PM	4 PM	6 PM	8 PM	10 PM	UNK
	44	32	7	9	7	6	2	11	22	18	23	28	

THIS PAGE INTENTIONALLY LEFT BLANK

AGENCY: BETHEL POLICE DEPARTMENT CALENDAR YEAR 2011

OFFENSES KNOWN TO LAW ENFORCEMENT

(1) Classification of Offense	(2) Offenses Reported	(3) Unfounded Offenses	(4) Actual Offenses	(5) Offenses Cleared	(6) Juveniles Only
CRIMINAL HOMICIDE					
MURDER/NONNEG MANSLAUGHTER	1		1		
MANSLAUGHTER BY NEGLIGENCE					
TOTAL	1		1		
FORCIBLE RAPE					
RAPE BY FORCE	12		12	2	
ATTEMPTED FORCIBLE RAPE	2		2		
TOTAL	14		14	2	
ROBBERY					
FIREARM					
KNIFE/CUTTING INSTRUMENT					
OTHER DANGEROUS WEAPON					
STRONG-ARM (HANDS, FISTS)	3		3	2	1
TOTAL	3		3	2	1
ASSAULT					
FIREARM	2		2	1	
KNIFE OR CUTTING INSTRUMENT	14		14	10	1
OTHER DANGEROUS WEAPON	15		15	7	1
HANDS, FIST, FEET, AGGRAVATED	14		14	7	
OTHER ASSAULTS - SIMPLE	194		194	116	6
TOTAL	239		239	141	8
BURGLARY					
FORCIBLE ENTRY	19		19	3	1
UNLAWFUL ENTRY - NO FORCE	16		16	4	4
ATTEMPTED FORCIBLE ENTRY					
TOTAL	35		35	7	5
LARCENY-THEFT					
THEFT (EX MOTOR VEHICLE)	39		39	17	1
TOTAL	39		39	17	1
MOTOR VEHICLE THEFT					
AUTOS	8		8	3	
TRUCKS AND BUSES					
OTHER VEHICLES	23		23	2	
TOTAL	31		31	5	
GRAND TOTAL	**362**		**362**	**174**	**15**

AGENCY: BETHEL POLICE DEPARTMENT

Calendar Year: 2011

PROPERTY STOLEN BY CLASSIFICATION

CLASSIFICATION OF OFFENSES	NUMBER ACTUAL OFFENSES		VALUE OF PROPERTY STOLEN	
MURDER/NONNEG MANSLAUGHTER	1			
FORCIBLE RAPE	14			
ROBBERY				
HIGHWAY (STREET, ALLEYS, ETC.)	2			
COMMERCIAL HOUSE				
GAS OR SERVICE STATION				
CONVENIENCE STORE				
RESIDENCE				
BANK				
MISCELLANEOUS	1			
TOTAL ROBBERY	3			
BURGLARY				
RESIDENCE (DWELLING)				
NIGHT (6PM-6AM)	12		$ 1,275	
DAY (6AM-6PM)				
UNKNOWN				
NON-RESIDENCE (STORE ETC.)				
NIGHT (6PM-6AM)	19		$ 23,407	
DAY (6AM-6PM)	1		$ 650	
UNKNOWN	3			
TOTAL BURGLARY	35		$ 25,332	
LARCENY-THEFT				
$200 AND OVER	11		$ 10,916	
$50 TO $200	4		$ 415	
UNDER $50	24		$ 119	
TOTAL	39		$ 11,450	
6X. NATURE OF LARCENIES UNDER ITEM 6				
POCKET-PICKING				
PURSE-SNATCHING		2		$ 2,802
SHOPLIFTING		16		$ 151
FROM MOTOR VEHICLE				
MOTOR VEHICLE PARTS & ACCESSORIES				
BICYCLES				
FROM BUILDING(EX C&H)		1		$ 750
FROM COIN-OP MACHINES				
ALL OTHER		20		$ 7,747
TOTAL LARCENY		39		$ 11,450
MOTOR VEHICLE THEFT	31		$ 163,099	
STOLEN & RECOVERED LOCALLY	2		$ 10,000	
STOLEN LOCALLY & RECOVERED OTHER				
TOTAL STOLEN OTHER & RECOVERED LOCAL	2		$ 10,000	
STOLEN IN OTHER JURIS & RECOVERED LOCALLY	1		$ 6,000	
TOTAL MOTOR VEHICLE THEFT	31		$ 163,099	
GRAND TOTAL	**122**		**$ 199,881**	

AGENCY: BETHEL POLICE DEPARTMENT Calendar Year: 2011

PROPERTY BY TYPE AND VALUE

Type of Property	Monetary Value of Property Stolen in Your Jurisdiction	
(1)	STOLEN (2)	RECOVERED (3)
CURRENCY, NOTES, ETC.	$ 2,656	$ 110
JEWELRY & PRECIOUS METALS	$ 6,800	$ 200
CLOTHING AND FURS	$ 150	$ 504
LOCALLY STOLEN MOTOR VEHICLE	$ 163,099	$ 84,800
OFFICE EQUIPMENT		
TV, RADIOS, CAMERAS, ETC.	$ 1,400	$ 550
FIREARMS	$ 13,000	$ 11,550
HOUSEHOLD GOODS	$ 20	$ 37
CONSUMABLE GOODS	$ 749	$ 165
LIVESTOCK		
MISCELLANEOUS	$ 12,007	$ 2,465
GRAND TOTAL	**$ 199,881**	**$ 100,381**

AGENCY: BETHEL POLICE DEPARTMENT

Calendar Year: 2011

AGE, SEX AND RACE OF PERSONS ARRESTED
under 18 Years of age

CLASSIFICATIONS OF OFFENSES	UCR	SEX	AGE						TOT	RACE			
			Under 10	10-12	13-14	15	16	17		WHT	BLK	IND	ASN
MURDER/NONNEG MANSLAUGHTER	01A	M											
		F											
MANSLAUGHTER BY NEGLIGENCE	01B	M											
		F											
RAPE BY FORCE	02	M											
		F											
ROBBERY	03	M						1	1			1	
		F											
AGGRAVATED ASSAULT	04	M			1				1	1			
		F											
BURGLARY	05	M			6	1			7			7	
		F											
LARCENY	06	M	1			3	2	1	7			7	
		F											
MOTOR VEHICLE THEFT	07	M											
		F											
OTHER ASSAULTS	08	M			3		1	2	6			6	
		F			2	1	1	1	5			5	
ARSON	09	M											
		F											
FORGERY	10	M											
		F											
FRAUD	11	M											
		F											
EMBEZZLEMENT	12	M											
		F											
STOLEN PROPERTY	13	M											
		F											
VANDALISM	14	M	1			2		1	4			4	
		F	2						2			2	
WEAPONS	15	M											
		F											
PROSTITUTION	16	M											
		F											
SEX OFFENSES	17	M											
		F											

AGENCY: BETHEL POLICE DEPARTMENT

Calendar Year: 2011

AGE, SEX AND RACE OF PERSONS ARRESTED
under 18 Years of age

CLASSIFICATIONS OF OFFENSES	UCR	SEX	AGE						TOT	RACE			
			Under 10	10-12	13-14	15	16	17		WHT	BLK	IND	ASN
DRUG/SALE/MAN	180	M											
		F											
NARCOTICS	180a	M											
		F											
MARIJUANA	180b	M											
		F											
SYNTHETIC NARC	180c	M											
		F											
OTHER/NON-NARC	180d	M											
		F											
DRUG/POSSESSION	185	M											
		F											
NARCOTICS	185e	M											
		F											
MARIJUANA	185f	M											
		F											
SYNTHETIC NARC	185g	M											
		F											
OTHER/NON-NARC	185h	M											
		F											
GAMBLING	19	M											
		F											
BOOKMAKING	19a	M											
		F											
NUMBERS	19b	M											
		F											
OTHER GAMBLING	19c	M											
		F											
FAMILY/CHILD	20	M											
		F											
DRIVING INFLUENCE	21	M						1	1			1	
		F			1				1			1	
LIQUOR LAWS	22	M					2	3	5			5	
		F			1			1	2			2	
DRUNKENNESS	23	M											
		F											

AGENCY: BETHEL POLICE DEPARTMENT

Calendar Year: 2011

AGE, SEX AND RACE OF PERSONS ARRESTED
under 18 Years of age

CLASSIFICATIONS OF OFFENSES	UCR	SEX	AGE						TOT	RACE			
			Under 10	10-12	13-14	15	16	17		WHT	BLK	IND	ASN
DISORDERLY CONDUCT	24	M					1	1	2			2	
		F											
VAGRANCY	25	M											
		F											
ALL OTHER	26	M			2		2	2	6			6	
		F					1	3	4			4	
SUSPICION	27	M											
		F											
CURFEW	28	M											
		F											
RUN-AWAYS	29	M											
		F											
TOTAL BY SEX		M	2		12	6	8	12	40	1		39	
		F	2		4	1	2	5	14			14	
GRAND TOTAL			**4**		**16**	**7**	**10**	**17**	**54**	**1**		**53**	

AGENCY: BETHEL POLICE DEPARTMENT

Calendar Year: 2011

AGE, SEX AND RACE OF PERSONS ARRESTED
18 Years of age and over

CLASSIFICATIONS OF OFFENSES	UCR	SEX	AGE																TOT	RACE			
			18	19	20	21	22	23	24	25 29	30 34	35 39	40 44	45 49	50 54	55 59	60 64	65 OV		WHT	BLK	IND	ASN
MURDER/NONNEG MANSLAUGHTER	01A	M																					
		F																					
MANSLAUGHTER BY NEGLIGENCE	01B	M																					
		F																					
RAPE BY FORCE	02	M									1								1			1	
		F																					
ROBBERY	03	M								1									1			1	
		F																					
AGGRAVATED ASSAULT	04	M	1	1	1	1	1	3	2	5	2	1	1	4				1	24		1	23	
		F					1	2		1	1			1	1				7			7	
BURGLARY	05	M		1	2	1					1	1							6			6	
		F																					
LARCENY	06	M		1						2		1	2	4		2			12			12	
		F			1					1	2					1			5			5	
MOTOR VEHICLE THEFT	07	M	1	1						1	1				1				5			5	
		F									2								2			2	
OTHER ASSAULTS	08	M	1		5	3	3	2	6	17	17	8	8	3	10	1	2	2	88	7		80	1
		F	3		3			1	1	8	1	4	4	4	1	2			32	1		30	1
ARSON	09	M																					
		F																					
FORGERY	10	M																					
		F																					
FRAUD	11	M								1									1			1	
		F																					
EMBEZZLEMENT	12	M																					
		F																					
STOLEN PROPERTY	13	M																					
		F																					
VANDALISM	14	M	1				3	1		4	4	1	1		3	1			19	2		17	
		F								1			1						2	1		1	
WEAPONS	15	M	1		1	1				1			2						6			6	
		F																					
PROSTITUTION	16	M																					
		F																					
SEX OFFENSES	17	M																					
		F																					

AGENCY: BETHEL POLICE DEPARTMENT

Calendar Year: 2011

AGE, SEX AND RACE OF PERSONS ARRESTED
18 Years of age and over

CLASSIFICATIONS OF OFFENSES	UCR	SEX	AGE																TOT	RACE			
			18	19	20	21	22	23	24	25 29	30 34	35 39	40 44	45 49	50 54	55 59	60 64	65 OV		WHT	BLK	IND	ASN
DRUG/SALE/MAN	180	M																					
		F																					
NARCOTICS	180a	M																					
		F																					
MARIJUANA	180b	M																					
		F																					
SYNTHETIC NARC	180c	M																					
		F																					
OTHER/NON-NARC	180d	M																					
		F																					
DRUG/POSSESSION	185	M	2	1	1					1			3	1		1		2	12	2		10	
		F		1						1			1				1		4			4	
NARCOTICS	185e	M																1	1			1	
		F																					
MARIJUANA	185f	M	1	1	1					1			3			1		1	9	2		7	
		F		1						1			1						3			3	
SYNTHETIC NARC	185g	M																					
		F																					
OTHER/NON-NARC	185h	M	1											1					2			2	
		F															1		1			1	
GAMBLING	19	M																					
		F																					
BOOKMAKING	19a	M																					
		F																					
NUMBERS	19b	M																					
		F																					
OTHER GAMBLING	19c	M																					
		F																					
FAMILY/CHILD	20	M																					
		F																					
DRIVING INFLUENCE	21	M				1	1		2	9	5	1	2		1	1			23	2	1	20	
		F				2	1	3		3	2	2	1						14	1		13	
LIQUOR LAWS	22	M	5	3	2				1		1			1					13	1	1	11	
		F	3	3	6														12			12	
DRUNKENNESS	23	M																					
		F																					

AGENCY: BETHEL POLICE DEPARTMENT

Calendar Year: 2011

AGE, SEX AND RACE OF PERSONS ARRESTED
18 Years of age and over

CLASSIFICATIONS OF OFFENSES	UCR	SEX	AGE																TOT	RACE			
			18	19	20	21	22	23	24	25 29	30 34	35 39	40 44	45 49	50 54	55 59	60 64	65 OV		WHT	BLK	IND	ASN
DISORDERLY CONDUCT	24	M	1	1	1	3	2		2	18	13	12	7	2	2		1	1	66	1		65	
		F						2	1	4	1	3	5	5	3	1			25			25	
VAGRANCY	25	M																					
		F																					
ALL OTHER	26	M	4	3	3	7	3	1	3	21	16	9	7	6	11	4	1	2	101	7	1	93	
		F	2	4	1	2	3	4	3	6	2	3	3	3	3				39		1	38	
SUSPICION	27	M																					
		F																					
CURFEW	28	M																					
		F																					
TOTAL BY SEX		M	17	12	16	17	13	7	16	81	61	34	33	21	28	10	4	8	378	22	4	351	1
		F	8	8	11	4	5	12	5	25	11	12	15	13	8	4	1		142	3	1	137	1
GRAND TOTAL			**25**	**20**	**27**	**21**	**18**	**19**	**21**	**106**	**72**	**46**	**48**	**34**	**36**	**14**	**5**	**8**	**520**	**25**	**5**	**488**	**2**

AGENCY: BETHEL POLICE DEPARTMENT Calendar Year: 2011

ARSON OFFENSES KNOWN TO LAW ENFORCEMENT

1 Property Classification	2 Offenses Reported or Known to Police (Include Unfounded and attempts)	3 Unfounded, i.e. False or Baseless Complaints	4 Number of Actual Offenses (Column 2 Minus Column 3) (Include Attempts)	5 Total Offenses Cleared by Arrest or Exceptional Means (Include Column 6)	6 Number of Clearances Involving Only Persons Under 18 Years of Age	7 Offenses Where Structures Uninhabited, Abandoned, or not Normally in Use	8 Estimated Value of Property Damage
STRUCTURAL							
A. Single Occupancy Residential: Houses, Townhouses, Duplexes, etc.							
B. Other Residential: Apartments, Tenements, Flats, Hotels, Motels, Inns, Dormitories, Boarding Houses, etc.							
C. Storage: Barns, Garages, Warehouses, etc.							
D. Industrial/Manufacturing:							
E. Other Commercial: Stores, Restaurants, Offices, etc.							
F. Community/Public: Churches, Jails, Schools, Colleges, Hosptials, etc.							
G. All Other Structure: Out Buildings, Monuments, Buildings Under Constructions, etc.							
TOTAL							
MOBILE							
H. Motor Vehicles: Automoblies, Trucks, Buses, Motorcycles, etc. UCR Definition	2		2				
I. Other Mobile Property: Trailers, Recreational Vehicles, Airplanes, Boats, etc.							
TOTAL	2		2				
OTHER							
J. TOTAL OTHER Crops, Timber, Fences, Signs, etc.							
TOTAL							
GRAND TOTAL	**2**		**2**				

AGENCY: BETHEL POLICE DEPARTMENT

Calendar Year: 2011

LAW ENFORCEMENT OFFICERS KILLED OR ASSAULTED

Type of Activity	Total assaults by weapon	Type of Weapon				Type of Assignment							Officer assaults cleared
		Firearm	Knife or other cutting instru-ment	Other danger-ous weapon	Hands, fists, feet, etc.	Two-officer vehicle	One-officer vehicle		Detective or special assgn.		Other		
							Alone	Asst	Alone	Ast	Alone	Asst	
	A	B	C	D	E	F	G	H	I	J	K	L	M
1. Responding to disturbance calls (family quarrels, person with firearm, etc.													
2. Burglaries in progress or pursuing burglary suspects													
3. Robberies in progress or pursuing robbery suspects													
4. Attempting other arrests													
5. Civil disorder (riot, mass disobedience, etc.)													
6. Handling, transporting, custody of prisoners													
7. Investigating suspicious persons or circumstances													
8. Ambush – no warning													
9. Mentally deranged													
10. Traffic pursuits and stops													
11. All other													
12. TOTAL (1-11)													
13. Number with person injury													
14. Number without personal injury													

15. TIME OF ASSAULTS	12 AM	2 AM	4 AM	6 AM	8 AM	10 AM	NOON	2 PM	4 PM	6 PM	8 PM	10 PM	UNK

THIS PAGE INTENTIONALLY LEFT BLANK

AGENCY: BRISTOL BAY POLICE DEPARTMENT CALENDAR YEAR 2011

OFFENSES KNOWN TO LAW ENFORCEMENT

(1) Classification of Offense	(2) Offenses Reported	(3) Unfounded Offenses	(4) Actual Offenses	(5) Offenses Cleared	(6) Juveniles Only
CRIMINAL HOMICIDE					
MURDER/NONNEG MANSLAUGHTER					
MANSLAUGHTER BY NEGLIGENCE					
TOTAL					
FORCIBLE RAPE					
RAPE BY FORCE					
ATTEMPTED FORCIBLE RAPE					
TOTAL					
ROBBERY					
FIREARM					
KNIFE/CUTTING INSTRUMENT					
OTHER DANGEROUS WEAPON					
STRONG-ARM (HANDS, FISTS)					
TOTAL					
ASSAULT					
FIREARM					
KNIFE OR CUTTING INSTRUMENT	1		1	1	
OTHER DANGEROUS WEAPON					
HANDS, FIST, FEET, AGGRAVATED	1		1	1	
OTHER ASSAULTS - SIMPLE	24		24	9	
TOTAL	26		26	11	
BURGLARY					
FORCIBLE ENTRY	1		1		
UNLAWFUL ENTRY - NO FORCE					
ATTEMPTED FORCIBLE ENTRY					
TOTAL	1		1		
LARCENY-THEFT					
THEFT (EX MOTOR VEHICLE)	15		15	1	
TOTAL	15		15	1	
MOTOR VEHICLE THEFT					
AUTOS	11	1	10		
TRUCKS AND BUSES					
OTHER VEHICLES	1		1		
TOTAL	12	1	11		
GRAND TOTAL	**54**	**1**	**53**	**12**	

AGENCY: BRISTOL BAY POLICE DEPARTMENT

Calendar Year: 2011

PROPERTY STOLEN BY CLASSIFICATION

CLASSIFICATION OF OFFENSES	NUMBER ACTUAL OFFENSES		VALUE OF PROPERTY STOLEN	
MURDER/NONNEG MANSLAUGHTER				
FORCIBLE RAPE				
ROBBERY				
HIGHWAY (STREET, ALLEYS, ETC.)				
COMMERCIAL HOUSE				
GAS OR SERVICE STATION				
CONVENIENCE STORE				
RESIDENCE				
BANK				
MISCELLANEOUS				
TOTAL ROBBERY				
BURGLARY				
RESIDENCE (DWELLING)				
NIGHT (6PM-6AM)				
DAY (6AM-6PM)	1		$ 1,000	
UNKNOWN				
NON-RESIDENCE (STORE ETC.)				
NIGHT (6PM-6AM)				
DAY (6AM-6PM)				
UNKNOWN				
TOTAL BURGLARY	1		$ 1,000	
LARCENY-THEFT				
$200 AND OVER	9		$ 8,555	
$50 TO $200	2		$ 151	
UNDER $50	4			
TOTAL	15		$ 8,706	
6X. NATURE OF LARCENIES UNDER ITEM 6				
POCKET-PICKING				
PURSE-SNATCHING				
SHOPLIFTING				
FROM MOTOR VEHICLE				
MOTOR VEHICLE PARTS & ACCESSORIES				
BICYCLES				
FROM BUILDING(EX C&H)		2		$ 1,405
FROM COIN-OP MACHINES				
ALL OTHER		13		$ 7,301
TOTAL LARCENY		15		$ 8,706
MOTOR VEHICLE THEFT	11		$ 1,000	
STOLEN & RECOVERED LOCALLY	1			
STOLEN LOCALLY & RECOVERED OTHER				
TOTAL STOLEN OTHER & RECOVERED LOCAL	1			
STOLEN IN OTHER JURIS & RECOVERED LOCALLY				
TOTAL MOTOR VEHICLE THEFT	11		$ 1,000	
GRAND TOTAL	**27**		**$ 10,706**	

AGENCY: BRISTOL BAY POLICE DEPARTMENT Calendar Year: 2011

PROPERTY BY TYPE AND VALUE

Type of Property	Monetary Value of Property Stolen in Your Jurisdiction	
(1)	STOLEN (2)	RECOVERED (3)
CURRENCY, NOTES, ETC.	$ 3,500	
JEWELRY & PRECIOUS METALS		
CLOTHING AND FURS	$ 50	
LOCALLY STOLEN MOTOR VEHICLE	$ 1,000	$ 500
OFFICE EQUIPMENT	$ 400	
TV, RADIOS, CAMERAS, ETC.		
FIREARMS	$ 2,006	$ 55
HOUSEHOLD GOODS		
CONSUMABLE GOODS	$ 800	
LIVESTOCK		
MISCELLANEOUS	$ 2,950	
GRAND TOTAL	**$ 10,706**	**$ 555**

AGENCY: BRISTOL BAY POLICE DEPARTMENT

Calendar Year: 2011

AGE, SEX AND RACE OF PERSONS ARRESTED
under 18 Years of age

CLASSIFICATIONS OF OFFENSES	UCR	SEX	AGE						TOT	RACE			
			Under 10	10-12	13-14	15	16	17		WHT	BLK	IND	ASN
MURDER/NONNEG MANSLAUGHTER	01A	M											
		F											
MANSLAUGHTER BY NEGLIGENCE	01B	M											
		F											
RAPE BY FORCE	02	M											
		F											
ROBBERY	03	M											
		F											
AGGRAVATED ASSAULT	04	M											
		F											
BURGLARY	05	M											
		F											
LARCENY	06	M											
		F											
MOTOR VEHICLE THEFT	07	M											
		F											
OTHER ASSAULTS	08	M											
		F											
ARSON	09	M											
		F											
FORGERY	10	M											
		F											
FRAUD	11	M											
		F											
EMBEZZLEMENT	12	M											
		F											
STOLEN PROPERTY	13	M											
		F											
VANDALISM	14	M											
		F											
WEAPONS	15	M											
		F											
PROSTITUTION	16	M											
		F											
SEX OFFENSES	17	M											
		F											

AGENCY: BRISTOL BAY POLICE DEPARTMENT

Calendar Year: 2011

AGE, SEX AND RACE OF PERSONS ARRESTED
under 18 Years of age

CLASSIFICATIONS OF OFFENSES	UCR	SEX	AGE						TOT	RACE			
			Under 10	10-12	13-14	15	16	17		WHT	BLK	IND	ASN
DRUG/SALE/MAN	180	M											
		F											
NARCOTICS	180a	M											
		F											
MARIJUANA	180b	M											
		F											
SYNTHETIC NARC	180c	M											
		F											
OTHER/NON-NARC	180d	M											
		F											
DRUG/POSSESSION	185	M											
		F											
NARCOTICS	185e	M											
		F											
MARIJUANA	185f	M											
		F											
SYNTHETIC NARC	185g	M											
		F											
OTHER/NON-NARC	185h	M											
		F											
GAMBLING	19	M											
		F											
BOOKMAKING	19a	M											
		F											
NUMBERS	19b	M											
		F											
OTHER GAMBLING	19c	M											
		F											
FAMILY/CHILD	20	M											
		F											
DRIVING INFLUENCE	21	M											
		F											
LIQUOR LAWS	22	M											
		F											
DRUNKENNESS	23	M											
		F											

AGENCY: BRISTOL BAY POLICE DEPARTMENT

Calendar Year: 2011

AGE, SEX AND RACE OF PERSONS ARRESTED
under 18 Years of age

CLASSIFICATIONS OF OFFENSES	UCR	SEX	AGE						TOT	RACE			
			Under 10	10-12	13-14	15	16	17		WHT	BLK	IND	ASN
DISORDERLY CONDUCT	24	M											
		F											
VAGRANCY	25	M											
		F											
ALL OTHER	26	M											
		F											
SUSPICION	27	M											
		F											
CURFEW	28	M											
		F											
RUN-AWAYS	29	M											
		F											
TOTAL BY SEX		M											
		F											
GRAND TOTAL													

AGENCY: BRISTOL BAY POLICE DEPARTMENT

Calendar Year: 2011

AGE, SEX AND RACE OF PERSONS ARRESTED
18 Years of age and over

CLASSIFICATIONS OF OFFENSES	UCR	SEX	AGE																TOT	RACE			
			18	19	20	21	22	23	24	25 29	30 34	35 39	40 44	45 49	50 54	55 59	60 64	65 OV		WHT	BLK	IND	ASN
MURDER/NONNEG MANSLAUGHTER	01A	M																					
		F																					
MANSLAUGHTER BY NEGLIGENCE	01B	M																					
		F																					
RAPE BY FORCE	02	M																					
		F																					
ROBBERY	03	M																					
		F																					
AGGRAVATED ASSAULT	04	M								2									2	2			
		F													1				1	1			
BURGLARY	05	M																					
		F																					
LARCENY	06	M													1				1	1			
		F																					
MOTOR VEHICLE THEFT	07	M																					
		F																					
OTHER ASSAULTS	08	M							1	2	3	1		1					8	5		3	
		F													1				1	1			
ARSON	09	M																					
		F																					
FORGERY	10	M																					
		F																					
FRAUD	11	M																					
		F																					
EMBEZZLEMENT	12	M																					
		F																					
STOLEN PROPERTY	13	M																					
		F																					
VANDALISM	14	M					1		1										2	2			
		F																					
WEAPONS	15	M											1						1	1			
		F																					
PROSTITUTION	16	M																					
		F																					
SEX OFFENSES	17	M																					
		F																					

AGENCY: BRISTOL BAY POLICE DEPARTMENT

Calendar Year: 2011

AGE, SEX AND RACE OF PERSONS ARRESTED
18 Years of age and over

CLASSIFICATIONS OF OFFENSES	UCR	SEX	AGE																TOT	RACE			
			18	19	20	21	22	23	24	25 29	30 34	35 39	40 44	45 49	50 54	55 59	60 64	65 OV		WHT	BLK	IND	ASN
DRUG/SALE/MAN	180	M									1		1						2	2			
		F																					
NARCOTICS	180a	M																					
		F																					
MARIJUANA	180b	M									1								1	1			
		F																					
SYNTHETIC NARC	180c	M																					
		F																					
OTHER/NON-NARC	180d	M											1						1	1			
		F																					
DRUG/POSSESSION	185	M																					
		F																					
NARCOTICS	185e	M																					
		F																					
MARIJUANA	185f	M																					
		F																					
SYNTHETIC NARC	185g	M																					
		F																					
OTHER/NON-NARC	185h	M																					
		F																					
GAMBLING	19	M																					
		F																					
BOOKMAKING	19a	M																					
		F																					
NUMBERS	19b	M																					
		F																					
OTHER GAMBLING	19c	M																					
		F																					
FAMILY/CHILD	20	M																					
		F																					
DRIVING INFLUENCE	21	M					1		1	3	2	2	3	1				2	15	9		6	
		F							2										2	2			
LIQUOR LAWS	22	M		1															1			1	
		F																					
DRUNKENNESS	23	M																					
		F																					

AGENCY: BRISTOL BAY POLICE DEPARTMENT

Calendar Year: 2011

AGE, SEX AND RACE OF PERSONS ARRESTED
18 Years of age and over

CLASSIFICATIONS OF OFFENSES	UCR	SEX	AGE																TOT	RACE			
			18	19	20	21	22	23	24	25 29	30 34	35 39	40 44	45 49	50 54	55 59	60 64	65 OV		WHT	BLK	IND	ASN
DISORDERLY CONDUCT	24	M						1		1	2			1					5	2		3	
		F				1				1									2			2	
VAGRANCY	25	M																					
		F																					
ALL OTHER	26	M				1					1					2			4	3		1	
		F				2													2			2	
SUSPICION	27	M																					
		F																					
CURFEW	28	M																					
		F																					
TOTAL BY SEX		M		1		1	2	1	3	8	9	3	5	3	1	2		2	41	27		14	
		F				3			2	1					2				8	4		4	
GRAND TOTAL				**1**		**4**	**2**	**1**	**5**	**9**	**9**	**3**	**5**	**3**	**3**	**2**		**2**	**49**	**31**		**18**	

AGENCY: BRISTOL BAY POLICE DEPARTMENT Calendar Year: 2011

ARSON OFFENSES KNOWN TO LAW ENFORCEMENT

1 Property Classification	2 Offenses Reported or Known to Police (Include Unfounded and attempts)	3 Unfounded, i.e. False or Baseless Complaints	4 Number of Actual Offenses (Column 2 Minus Column 3) (Include Attempts)	5 Total Offenses Cleared by Arrest or Exceptional Means (Include Column 6)	6 Number of Clearances Involving Only Persons Under 18 Years of Age	7 Offenses Where Structures Uninhabited, Abandoned, or not Normally in Use	8 Estimated Value of Property Damage
STRUCTURAL							
A. Single Occupancy Residential: Houses, Townhouses, Duplexes, etc.							
B. Other Residential: Apartments, Tenements, Flats, Hotels, Motels, Inns, Dormitories, Boarding Houses, etc.							
C. Storage: Barns, Garages, Warehouses, etc.							
D. Industrial/Manufacturing:							
E. Other Commercial: Stores, Restaurants, Offices, etc.							
F. Community/Public: Churches, Jails, Schools, Colleges, Hosptials, etc.							
G. All Other Structure: Out Buildings, Monuments, Buildings Under Constructions, etc.							
TOTAL							
MOBILE							
H. Motor Vehicles: Automoblies, Trucks, Buses, Motorcycles, etc. UCR Definition							
I. Other Mobile Property: Trailers, Recreational Vehicles, Airplanes, Boats, etc.							
TOTAL							
OTHER							
J. TOTAL OTHER Crops, Timber, Fences, Signs, etc.							
TOTAL							
GRAND TOTAL							

AGENCY: BRISTOL BAY POLICE DEPARTMENT Calendar Year: 2011

LAW ENFORCEMENT OFFICERS KILLED OR ASSAULTED

Type of Activity	Total assaults by weapon	Type of Weapon				Type of Assignment							Officer assaults cleared
		Firearm	Knife or other cutting instru-ment	Other danger-ous weapon	Hands, fists, feet, etc.	Two-officer vehicle	One-officer vehicle		Detective or special assgn.		Other		
							Alone	Asst	Alone	Ast	Alone	Asst	
	A	B	C	D	E	F	G	H	I	J	K	L	M
1. Responding to disturbance calls (family quarrels, person with firearm, etc.													
2. Burglaries in progress or pursuing burglary suspects													
3. Robberies in progress or pursuing robbery suspects													
4. Attempting other arrests													
5. Civil disorder (riot, mass disobedience, etc.)													
6. Handling, transporting, custody of prisoners													
7. Investigating suspicious persons or circumstances													
8. Ambush – no warning													
9. Mentally deranged													
10. Traffic pursuits and stops													
11. All other													
12. TOTAL (1-11)													
13. Number with person injury													
14. Number without personal injury													

15. TIME OF ASSAULTS	12 AM	2 AM	4 AM	6 AM	8 AM	10 AM	NOON	2 PM	4 PM	6 PM	8 PM	10 PM	UNK

THIS PAGE INTENTIONALLY LEFT BLANK

AGENCY: CORDOVA POLICE DEPARTMENT CALENDAR YEAR 2011

OFFENSES KNOWN TO LAW ENFORCEMENT

(1) Classification of Offense	(2) Offenses Reported	(3) Unfounded Offenses	(4) Actual Offenses	(5) Offenses Cleared	(6) Juveniles Only
CRIMINAL HOMICIDE					
MURDER/NONNEG MANSLAUGHTER					
MANSLAUGHTER BY NEGLIGENCE					
TOTAL					
FORCIBLE RAPE					
RAPE BY FORCE					
ATTEMPTED FORCIBLE RAPE					
TOTAL					
ROBBERY					
FIREARM					
KNIFE/CUTTING INSTRUMENT					
OTHER DANGEROUS WEAPON					
STRONG-ARM (HANDS, FISTS)					
TOTAL					
ASSAULT					
FIREARM					
KNIFE OR CUTTING INSTRUMENT	1		1	1	
OTHER DANGEROUS WEAPON	1		1	1	
HANDS, FIST, FEET, AGGRAVATED	10	1	9	7	
OTHER ASSAULTS - SIMPLE	6		6	6	
TOTAL	18	1	17	15	
BURGLARY					
FORCIBLE ENTRY					
UNLAWFUL ENTRY - NO FORCE	4		4	2	
ATTEMPTED FORCIBLE ENTRY	1		1		
TOTAL	5		5	2	
LARCENY-THEFT					
THEFT (EX MOTOR VEHICLE)	27		27	8	
TOTAL	27		27	8	
MOTOR VEHICLE THEFT					
AUTOS	3		3	5	
TRUCKS AND BUSES	3	1	2	1	
OTHER VEHICLES					
TOTAL	6	1	5	6	
GRAND TOTAL	**56**	**2**	**54**	**31**	

AGENCY: CORDOVA POLICE DEPARTMENT

Calendar Year: 2011

PROPERTY STOLEN BY CLASSIFICATION

CLASSIFICATION OF OFFENSES	NUMBER ACTUAL OFFENSES		VALUE OF PROPERTY STOLEN	
MURDER/NONNEG MANSLAUGHTER				
FORCIBLE RAPE				
ROBBERY				
HIGHWAY (STREET, ALLEYS, ETC.)				
COMMERCIAL HOUSE				
GAS OR SERVICE STATION				
CONVENIENCE STORE				
RESIDENCE				
BANK				
MISCELLANEOUS				
TOTAL ROBBERY				
BURGLARY				
RESIDENCE (DWELLING)				
NIGHT (6PM-6AM)	2			
DAY (6AM-6PM)	2		$ 800	
UNKNOWN				
NON-RESIDENCE (STORE ETC.)				
NIGHT (6PM-6AM)	1			
DAY (6AM-6PM)				
UNKNOWN				
TOTAL BURGLARY	5		$ 800	
LARCENY-THEFT				
$200 AND OVER	15		$ 22,500	
$50 TO $200	7		$ 807	
UNDER $50	5		$ 105	
TOTAL	27		$ 23,412	
6X. NATURE OF LARCENIES UNDER ITEM 6				
POCKET-PICKING				
PURSE-SNATCHING		1		$ 100
SHOPLIFTING				
FROM MOTOR VEHICLE		7		$ 2,627
MOTOR VEHICLE PARTS & ACCESSORIES		1		$ 120
BICYCLES		2		$ 400
FROM BUILDING(EX C&H)		9		$ 1,985
FROM COIN-OP MACHINES				
ALL OTHER		7		$ 18,180
TOTAL LARCENY		27		$ 23,412
MOTOR VEHICLE THEFT	5		$ 35,400	
STOLEN & RECOVERED LOCALLY	4		$ 29,400	
STOLEN LOCALLY & RECOVERED OTHER				
TOTAL STOLEN OTHER & RECOVERED LOCAL	4		$ 29,400	
STOLEN IN OTHER JURIS & RECOVERED LOCALLY				
TOTAL MOTOR VEHICLE THEFT	5		$ 35,400	
GRAND TOTAL	**37**		**$ 59,612**	

AGENCY: CORDOVA POLICE DEPARTMENT

Calendar Year: 2011

PROPERTY BY TYPE AND VALUE

Type of Property	Monetary Value of Property Stolen in Your Jurisdiction	
(1)	STOLEN (2)	RECOVERED (3)
CURRENCY, NOTES, ETC.	$ 6,378	
JEWELRY & PRECIOUS METALS		
CLOTHING AND FURS	$ 165	
LOCALLY STOLEN MOTOR VEHICLE	$ 35,400	$ 29,900
OFFICE EQUIPMENT	$ 580	
TV, RADIOS, CAMERAS, ETC.	$ 1,250	
FIREARMS	$ 750	
HOUSEHOLD GOODS		
CONSUMABLE GOODS		
LIVESTOCK		
MISCELLANEOUS	$ 15,089	$ 1,720
GRAND TOTAL	**$ 59,612**	**$ 31,620**

AGENCY: CORDOVA POLICE DEPARTMENT

Calendar Year: 2011

AGE, SEX AND RACE OF PERSONS ARRESTED
under 18 Years of age

CLASSIFICATIONS OF OFFENSES	UCR	SEX	AGE						TOT	RACE			
			Under 10	10-12	13-14	15	16	17		WHT	BLK	IND	ASN
MURDER/NONNEG MANSLAUGHTER	01A	M											
		F											
MANSLAUGHTER BY NEGLIGENCE	01B	M											
		F											
RAPE BY FORCE	02	M											
		F											
ROBBERY	03	M											
		F											
AGGRAVATED ASSAULT	04	M											
		F											
BURGLARY	05	M											
		F											
LARCENY	06	M											
		F											
MOTOR VEHICLE THEFT	07	M											
		F											
OTHER ASSAULTS	08	M											
		F											
ARSON	09	M											
		F											
FORGERY	10	M											
		F											
FRAUD	11	M											
		F											
EMBEZZLEMENT	12	M											
		F											
STOLEN PROPERTY	13	M											
		F											
VANDALISM	14	M											
		F											
WEAPONS	15	M											
		F											
PROSTITUTION	16	M											
		F											
SEX OFFENSES	17	M											
		F											

AGENCY: CORDOVA POLICE DEPARTMENT

Calendar Year: 2011

AGE, SEX AND RACE OF PERSONS ARRESTED
under 18 Years of age

CLASSIFICATIONS OF OFFENSES	UCR	SEX	AGE						TOT	RACE			
			Under 10	10-12	13-14	15	16	17		WHT	BLK	IND	ASN
DRUG/SALE/MAN	180	M											
		F											
NARCOTICS	180a	M											
		F											
MARIJUANA	180b	M											
		F											
SYNTHETIC NARC	180c	M											
		F											
OTHER/NON-NARC	180d	M											
		F											
DRUG/POSSESSION	185	M											
		F											
NARCOTICS	185e	M											
		F											
MARIJUANA	185f	M											
		F											
SYNTHETIC NARC	185g	M											
		F											
OTHER/NON-NARC	185h	M											
		F											
GAMBLING	19	M											
		F											
BOOKMAKING	19a	M											
		F											
NUMBERS	19b	M											
		F											
OTHER GAMBLING	19c	M											
		F											
FAMILY/CHILD	20	M											
		F											
DRIVING INFLUENCE	21	M											
		F											
LIQUOR LAWS	22	M						2	2	2			
		F					2		2	1			1
DRUNKENNESS	23	M											
		F											

AGENCY: CORDOVA POLICE DEPARTMENT

Calendar Year: 2011

AGE, SEX AND RACE OF PERSONS ARRESTED
under 18 Years of age

CLASSIFICATIONS OF OFFENSES	UCR	SEX	AGE						TOT	RACE			
			Under 10	10-12	13-14	15	16	17		WHT	BLK	IND	ASN
DISORDERLY CONDUCT	24	M											
		F											
VAGRANCY	25	M											
		F											
ALL OTHER	26	M											
		F											
SUSPICION	27	M											
		F											
CURFEW	28	M											
		F											
RUN-AWAYS	29	M											
		F											
TOTAL BY SEX		M						2	2	2			
		F					2		2	1			1
GRAND TOTAL							**2**	**2**	**4**	**3**			**1**

AGENCY: CORDOVA POLICE DEPARTMENT

Calendar Year: 2011

AGE, SEX AND RACE OF PERSONS ARRESTED
18 Years of age and over

CLASSIFICATIONS OF OFFENSES	UCR	SEX	AGE																TOT	RACE			
			18	19	20	21	22	23	24	25 29	30 34	35 39	40 44	45 49	50 54	55 59	60 64	65 OV		WHT	BLK	IND	ASN
MURDER/NONNEG MANSLAUGHTER	01A	M																					
		F																					
MANSLAUGHTER BY NEGLIGENCE	01B	M																					
		F																					
RAPE BY FORCE	02	M																					
		F																					
ROBBERY	03	M																					
		F																					
AGGRAVATED ASSAULT	04	M				1			1	1		1			1				5	2	2	1	
		F		1															1	1			
BURGLARY	05	M																					
		F																					
LARCENY	06	M					1												1	1			
		F	1																1	1			
MOTOR VEHICLE THEFT	07	M					1			1									2	2			
		F																					
OTHER ASSAULTS	08	M	1						1		2		2						6	6			
		F		1															1		1		
ARSON	09	M																					
		F																					
FORGERY	10	M																					
		F																					
FRAUD	11	M																					
		F																					
EMBEZZLEMENT	12	M																					
		F																					
STOLEN PROPERTY	13	M																					
		F																					
VANDALISM	14	M				1					2	1	1						5	5			
		F											1						1	1			
WEAPONS	15	M																					
		F																					
PROSTITUTION	16	M																					
		F																					
SEX OFFENSES	17	M				6													6	6			
		F																					

AGENCY: CORDOVA POLICE DEPARTMENT

Calendar Year: 2011

AGE, SEX AND RACE OF PERSONS ARRESTED
18 Years of age and over

CLASSIFICATIONS OF OFFENSES	UCR	SEX	AGE																TOT	RACE			
			18	19	20	21	22	23	24	25 29	30 34	35 39	40 44	45 49	50 54	55 59	60 64	65 OV		WHT	BLK	IND	ASN
DRUG/SALE/MAN	180	M											1		1				2	2			
		F																					
NARCOTICS	180a	M																					
		F																					
MARIJUANA	180b	M																					
		F																					
SYNTHETIC NARC	180c	M											1		1				2	2			
		F																					
OTHER/NON-NARC	180d	M																					
		F																					
DRUG/POSSESSION	185	M										1							1	1			
		F							1										1	1			
NARCOTICS	185e	M																					
		F																					
MARIJUANA	185f	M										1							1	1			
		F							1										1	1			
SYNTHETIC NARC	185g	M																					
		F																					
OTHER/NON-NARC	185h	M																					
		F																					
GAMBLING	19	M																					
		F																					
BOOKMAKING	19a	M																					
		F																					
NUMBERS	19b	M																					
		F																					
OTHER GAMBLING	19c	M																					
		F																					
FAMILY/CHILD	20	M																					
		F																					
DRIVING INFLUENCE	21	M				4	1		2		5	1	1	4	2		1	1	22	22			
		F				1							4		1				6	6			
LIQUOR LAWS	22	M	5		1								2						8	7		1	
		F	1	2	1														4	3		1	
DRUNKENNESS	23	M																					
		F																					

AGENCY: CORDOVA POLICE DEPARTMENT

Calendar Year: 2011

AGE, SEX AND RACE OF PERSONS ARRESTED
18 Years of age and over

CLASSIFICATIONS OF OFFENSES	UCR	SEX	AGE																TOT	RACE			
			18	19	20	21	22	23	24	25 29	30 34	35 39	40 44	45 49	50 54	55 59	60 64	65 OV		WHT	BLK	IND	ASN
DISORDERLY CONDUCT	24	M										1							1			1	
		F								1				2					3	3			
VAGRANCY	25	M																					
		F																					
ALL OTHER	26	M	1	1		2	3		2	4	9	3	3	5	1		1		35	32	1	1	1
		F	2			1			1			1	4		3				12	10	2		
SUSPICION	27	M																					
		F																					
CURFEW	28	M																					
		F																					
TOTAL BY SEX		M	7	1	1	14	6		6	6	18	8	10	9	5		2	1	94	86	3	4	1
		F	4	4	1	2			2	1		1	9	2	4				30	26	3	1	
GRAND TOTAL			**11**	**5**	**2**	**16**	**6**		**8**	**7**	**18**	**9**	**19**	**11**	**9**		**2**	**1**	**124**	**112**	**6**	**5**	**1**

AGENCY: CORDOVA POLICE DEPARTMENT Calendar Year: 2011

ARSON OFFENSES KNOWN TO LAW ENFORCEMENT

1 Property Classification	2 Offenses Reported or Known to Police (Include Unfounded and attempts)	3 Unfounded, i.e. False or Baseless Complaints	4 Number of Actual Offenses (Column 2 Minus Column 3) (Include Attempts)	5 Total Offenses Cleared by Arrest or Exceptional Means (Include Column 6)	6 Number of Clearances Involving Only Persons Under 18 Years of Age	7 Offenses Where Structures Uninhabited, Abandoned, or not Normally in Use	8 Estimated Value of Property Damage
STRUCTURAL							
A. Single Occupancy Residential: Houses, Townhouses, Duplexes, etc.							
B. Other Residential: Apartments, Tenements, Flats, Hotels, Motels, Inns, Dormitories, Boarding Houses, etc.							
C. Storage: Barns, Garages, Warehouses, etc.							
D. Industrial/Manufacturing:							
E. Other Commercial: Stores, Restaurants, Offices, etc.							
F. Community/Public: Churches, Jails, Schools, Colleges, Hosptials, etc.							
G. All Other Structure: Out Buildings, Monuments, Buildings Under Constructions, etc.							
TOTAL							
MOBILE							
H. Motor Vehicles: Automoblies, Trucks, Buses, Motorcycles, etc. UCR Definition							
I. Other Mobile Property: Trailers, Recreational Vehicles, Airplanes, Boats, etc.							
TOTAL							
OTHER							
J. TOTAL OTHER Crops, Timber, Fences, Signs, etc.							
TOTAL							
GRAND TOTAL							

AGENCY: CORDOVA POLICE DEPARTMENT

Calendar Year: 2011

LAW ENFORCEMENT OFFICERS KILLED OR ASSAULTED

Type of Activity	Total assaults by weapon	Type of Weapon				Type of Assignment							Officer assaults cleared
		Firearm	Knife or other cutting instru-ment	Other danger-ous weapon	Hands, fists, feet, etc.	Two-officer vehicle	One-officer vehicle		Detective or special assgn.		Other		
							Alone	Asst	Alone	Ast	Alone	Asst	
	A	B	C	D	E	F	G	H	I	J	K	L	M
1. Responding to disturbance calls (family quarrels, person with firearm, etc.													
2. Burglaries in progress or pursuing burglary suspects													
3. Robberies in progress or pursuing robbery suspects													
4. Attempting other arrests													
5. Civil disorder (riot, mass disobedience, etc.)													
6. Handling, transporting, custody of prisoners													
7. Investigating suspicious persons or circumstances													
8. Ambush – no warning													
9. Mentally deranged													
10. Traffic pursuits and stops													
11. All other	2				2		2						2
12. TOTAL (1-11)	**2**				**2**		**2**						**2**
13. Number with person injury													
14. Number without personal injury	2				2								

15. TIME OF ASSAULTS	12 AM	2 AM	4 AM	6 AM	8 AM	10 AM	NOON	2 PM	4 PM	6 PM	8 PM	10 PM	UNK
	2												

THIS PAGE INTENTIONALLY LEFT BLANK

AGENCY: CRAIG POLICE DEPARTMENT CALENDAR YEAR 2011

OFFENSES KNOWN TO LAW ENFORCEMENT

(1) Classification of Offense	(2) Offenses Reported	(3) Unfounded Offenses	(4) Actual Offenses	(5) Offenses Cleared	(6) Juveniles Only
CRIMINAL HOMICIDE					
MURDER/NONNEG MANSLAUGHTER					
MANSLAUGHTER BY NEGLIGENCE					
TOTAL					
FORCIBLE RAPE					
RAPE BY FORCE					
ATTEMPTED FORCIBLE RAPE					
TOTAL					
ROBBERY					
FIREARM					
KNIFE/CUTTING INSTRUMENT	1		1	1	
OTHER DANGEROUS WEAPON					
STRONG-ARM (HANDS, FISTS)					
TOTAL	1		1	1	
ASSAULT					
FIREARM					
KNIFE OR CUTTING INSTRUMENT	2		2	2	
OTHER DANGEROUS WEAPON					
HANDS, FIST, FEET, AGGRAVATED	1		1	1	
OTHER ASSAULTS - SIMPLE	43		43	41	
TOTAL	46		46	44	
BURGLARY					
FORCIBLE ENTRY	7		7	6	
UNLAWFUL ENTRY - NO FORCE	3		3	2	
ATTEMPTED FORCIBLE ENTRY					
TOTAL	10		10	8	
LARCENY-THEFT					
THEFT (EX MOTOR VEHICLE)	26		26	15	
TOTAL	26		26	15	
MOTOR VEHICLE THEFT					
AUTOS	5		5	5	
TRUCKS AND BUSES					
OTHER VEHICLES					
TOTAL	5		5	5	
GRAND TOTAL	**88**		**88**	**73**	

AGENCY: CRAIG POLICE DEPARTMENT

Calendar Year: 2011

PROPERTY STOLEN BY CLASSIFICATION

CLASSIFICATION OF OFFENSES	NUMBER ACTUAL OFFENSES		VALUE OF PROPERTY STOLEN	
MURDER/NONNEG MANSLAUGHTER				
FORCIBLE RAPE				
ROBBERY				
HIGHWAY (STREET, ALLEYS, ETC.)				
COMMERCIAL HOUSE				
GAS OR SERVICE STATION				
CONVENIENCE STORE				
RESIDENCE				
BANK	1			
MISCELLANEOUS				
TOTAL ROBBERY	1			
BURGLARY				
RESIDENCE (DWELLING)				
NIGHT (6PM-6AM)	3		$ 750	
DAY (6AM-6PM)	3		$ 200	
UNKNOWN				
NON-RESIDENCE (STORE ETC.)				
NIGHT (6PM-6AM)	3		$ 650	
DAY (6AM-6PM)	1			
UNKNOWN				
TOTAL BURGLARY	10		$ 1,600	
LARCENY-THEFT				
$200 AND OVER	11		$ 13,750	
$50 TO $200	9		$ 622	
UNDER $50	6		$ 4	
TOTAL	26		$ 14,376	
6X. NATURE OF LARCENIES UNDER ITEM 6				
POCKET-PICKING				
PURSE-SNATCHING				
SHOPLIFTING		1		$ 144
FROM MOTOR VEHICLE				
MOTOR VEHICLE PARTS & ACCESSORIES		4		$ 1,386
BICYCLES				
FROM BUILDING(EX C&H)		14		$ 4,400
FROM COIN-OP MACHINES				
ALL OTHER		7		$ 8,446
TOTAL LARCENY		26		$ 14,376
MOTOR VEHICLE THEFT	4		$ 10,000	
STOLEN & RECOVERED LOCALLY	1		$ 10,000	
STOLEN LOCALLY & RECOVERED OTHER				
TOTAL STOLEN OTHER & RECOVERED LOCAL	1		$ 10,000	
STOLEN IN OTHER JURIS & RECOVERED LOCALLY				
TOTAL MOTOR VEHICLE THEFT	4		$ 10,000	
GRAND TOTAL	**41**		**$ 25,976**	

AGENCY: CRAIG POLICE DEPARTMENT

Calendar Year: 2011

PROPERTY BY TYPE AND VALUE

Type of Property (1)	Monetary Value of Property Stolen in Your Jurisdiction	
	STOLEN (2)	RECOVERED (3)
CURRENCY, NOTES, ETC.	$ 1,586	
JEWELRY & PRECIOUS METALS	$ 1,850	
CLOTHING AND FURS	$ 144	
LOCALLY STOLEN MOTOR VEHICLE	$ 10,000	$ 10,000
OFFICE EQUIPMENT		
TV, RADIOS, CAMERAS, ETC.	$ 800	
FIREARMS		
HOUSEHOLD GOODS	$ 1,300	
CONSUMABLE GOODS	$ 4	
LIVESTOCK		
MISCELLANEOUS	$ 10,292	$ 6,892
GRAND TOTAL	**$ 25,976**	**$ 16,892**

AGENCY: CRAIG POLICE DEPARTMENT

Calendar Year: 2011

AGE, SEX AND RACE OF PERSONS ARRESTED
under 18 Years of age

CLASSIFICATIONS OF OFFENSES	UCR	SEX	AGE						TOT	RACE			
			Under 10	10-12	13-14	15	16	17		WHT	BLK	IND	ASN
MURDER/NONNEG MANSLAUGHTER	01A	M											
		F											
MANSLAUGHTER BY NEGLIGENCE	01B	M											
		F											
RAPE BY FORCE	02	M											
		F											
ROBBERY	03	M											
		F											
AGGRAVATED ASSAULT	04	M											
		F											
BURGLARY	05	M											
		F											
LARCENY	06	M											
		F											
MOTOR VEHICLE THEFT	07	M											
		F											
OTHER ASSAULTS	08	M											
		F											
ARSON	09	M											
		F											
FORGERY	10	M											
		F											
FRAUD	11	M											
		F											
EMBEZZLEMENT	12	M											
		F											
STOLEN PROPERTY	13	M											
		F											
VANDALISM	14	M											
		F											
WEAPONS	15	M											
		F											
PROSTITUTION	16	M											
		F											
SEX OFFENSES	17	M											
		F											

AGENCY: CRAIG POLICE DEPARTMENT

Calendar Year: 2011

AGE, SEX AND RACE OF PERSONS ARRESTED
under 18 Years of age

CLASSIFICATIONS OF OFFENSES	UCR	SEX	AGE						TOT	RACE			
			Under 10	10-12	13-14	15	16	17		WHT	BLK	IND	ASN
DRUG/SALE/MAN	180	M											
		F											
NARCOTICS	180a	M											
		F											
MARIJUANA	180b	M											
		F											
SYNTHETIC NARC	180c	M											
		F											
OTHER/NON-NARC	180d	M											
		F											
DRUG/POSSESSION	185	M											
		F											
NARCOTICS	185e	M											
		F											
MARIJUANA	185f	M											
		F											
SYNTHETIC NARC	185g	M											
		F											
OTHER/NON-NARC	185h	M											
		F											
GAMBLING	19	M											
		F											
BOOKMAKING	19a	M											
		F											
NUMBERS	19b	M											
		F											
OTHER GAMBLING	19c	M											
		F											
FAMILY/CHILD	20	M											
		F											
DRIVING INFLUENCE	21	M											
		F											
LIQUOR LAWS	22	M											
		F											
DRUNKENNESS	23	M											
		F											

AGENCY: CRAIG POLICE DEPARTMENT

Calendar Year: 2011

AGE, SEX AND RACE OF PERSONS ARRESTED
under 18 Years of age

CLASSIFICATIONS OF OFFENSES	UCR	SEX	AGE						TOT	RACE			
			Under 10	10-12	13-14	15	16	17		WHT	BLK	IND	ASN
DISORDERLY CONDUCT	24	M											
		F											
VAGRANCY	25	M											
		F											
ALL OTHER	26	M					1		1			1	
		F											
SUSPICION	27	M											
		F											
CURFEW	28	M											
		F											
RUN-AWAYS	29	M											
		F											
TOTAL BY SEX		M					1		1			1	
		F											
GRAND TOTAL							**1**		**1**			**1**	

AGENCY: CRAIG POLICE DEPARTMENT

Calendar Year: 2011

AGE, SEX AND RACE OF PERSONS ARRESTED
18 Years of age and over

CLASSIFICATIONS OF OFFENSES	UCR	SEX	AGE																TOT	RACE			
			18	19	20	21	22	23	24	25 29	30 34	35 39	40 44	45 49	50 54	55 59	60 64	65 OV		WHT	BLK	IND	ASN
MURDER/NONNEG MANSLAUGHTER	01A	M																					
		F																					
MANSLAUGHTER BY NEGLIGENCE	01B	M																					
		F																					
RAPE BY FORCE	02	M																					
		F																					
ROBBERY	03	M												1					1			1	
		F																					
AGGRAVATED ASSAULT	04	M						1		1				1					3			3	
		F																					
BURGLARY	05	M						1		1									2	1		1	
		F																					
LARCENY	06	M						2		2	1								5	1		4	
		F												1					1	1			
MOTOR VEHICLE THEFT	07	M				2							1						3	1		2	
		F																					
OTHER ASSAULTS	08	M	2					1	2	2	2	1	2	2	2				16	6		10	
		F								4	2			1	1				8	6		2	
ARSON	09	M																					
		F																					
FORGERY	10	M																					
		F																					
FRAUD	11	M																					
		F																					
EMBEZZLEMENT	12	M																					
		F																					
STOLEN PROPERTY	13	M																					
		F																					
VANDALISM	14	M	1							1				1					3	1		2	
		F																					
WEAPONS	15	M							1	1			1						3	3			
		F																					
PROSTITUTION	16	M																					
		F																					
SEX OFFENSES	17	M																					
		F																					

AGENCY: CRAIG POLICE DEPARTMENT

Calendar Year: 2011

AGE, SEX AND RACE OF PERSONS ARRESTED
18 Years of age and over

CLASSIFICATIONS OF OFFENSES	UCR	SEX	AGE																TOT	RACE			
			18	19	20	21	22	23	24	25 29	30 34	35 39	40 44	45 49	50 54	55 59	60 64	65 OV		WHT	BLK	IND	ASN
DRUG/SALE/MAN	180	M																					
		F																					
NARCOTICS	180a	M																					
		F																					
MARIJUANA	180b	M																					
		F																					
SYNTHETIC NARC	180c	M																					
		F																					
OTHER/NON-NARC	180d	M																					
		F																					
DRUG/POSSESSION	185	M								1	1	1			1				4	2	1	1	
		F	1																1	1			
NARCOTICS	185e	M																					
		F																					
MARIJUANA	185f	M								1	1	1			1				4	2	1	1	
		F	1																1	1			
SYNTHETIC NARC	185g	M																					
		F																					
OTHER/NON-NARC	185h	M																					
		F																					
GAMBLING	19	M																					
		F																					
BOOKMAKING	19a	M																					
		F																					
NUMBERS	19b	M																					
		F																					
OTHER GAMBLING	19c	M																					
		F																					
FAMILY/CHILD	20	M													1				1	1			
		F																					
DRIVING INFLUENCE	21	M								1			1		2		1		5	5			
		F							1	1			1						3	1		2	
LIQUOR LAWS	22	M	1	2		2			1										6	3		3	
		F			1														1			1	
DRUNKENNESS	23	M																					
		F																					

AGENCY: CRAIG POLICE DEPARTMENT

Calendar Year: 2011

AGE, SEX AND RACE OF PERSONS ARRESTED
18 Years of age and over

CLASSIFICATIONS OF OFFENSES	UCR	SEX	AGE																TOT	RACE			
			18	19	20	21	22	23	24	25 29	30 34	35 39	40 44	45 49	50 54	55 59	60 64	65 OV		WHT	BLK	IND	ASN
DISORDERLY CONDUCT	24	M									1			1					2	1		1	
		F								1									1			1	
VAGRANCY	25	M																					
		F																					
ALL OTHER	26	M				1	2	4	5	6			5	4	6		1		34	25		9	
		F	2	2	6		1	1	2	2	1			2	2				21	11		10	
SUSPICION	27	M																					
		F																					
CURFEW	28	M																					
		F																					
TOTAL BY SEX		M	4	2		5	2	9	9	16	5	2	10	10	12		2		88	50	1	37	
		F	3	2	7		1	1	3	8	3		1	4	3				36	20		16	
GRAND TOTAL			**7**	**4**	**7**	**5**	**3**	**10**	**12**	**24**	**8**	**2**	**11**	**14**	**15**		**2**		**124**	**70**	**1**	**53**	

AGENCY: CRAIG POLICE DEPARTMENT Calendar Year: 2011

ARSON OFFENSES KNOWN TO LAW ENFORCEMENT

1 Property Classification	2 Offenses Reported or Known to Police (Include Unfounded and attempts)	3 Unfounded, i.e. False or Baseless Complaints	4 Number of Actual Offenses (Column 2 Minus Column 3) (Include Attempts)	5 Total Offenses Cleared by Arrest or Exceptional Means (Include Column 6)	6 Number of Clearances Involving Only Persons Under 18 Years of Age	7 Offenses Where Structures Uninhabited, Abandoned, or not Normally in Use	8 Estimated Value of Property Damage
STRUCTURAL							
A. Single Occupancy Residential: Houses, Townhouses, Duplexes, etc.							
B. Other Residential: Apartments, Tenements, Flats, Hotels, Motels, Inns, Dormitories, Boarding Houses, etc.							
C. Storage: Barns, Garages, Warehouses, etc.							
D. Industrial/Manufacturing:							
E. Other Commercial: Stores, Restaurants, Offices, etc.							
F. Community/Public: Churches, Jails, Schools, Colleges, Hosptials, etc.							
G. All Other Structure: Out Buildings, Monuments, Buildings Under Constructions, etc.							
TOTAL							
MOBILE							
H. Motor Vehicles: Automoblies, Trucks, Buses, Motorcycles, etc. UCR Definition							
I. Other Mobile Property: Trailers, Recreational Vehicles, Airplanes, Boats, etc.							
TOTAL							
OTHER							
J. TOTAL OTHER Crops, Timber, Fences, Signs, etc.							
TOTAL							
GRAND TOTAL							

AGENCY: CRAIG POLICE DEPARTMENT

Calendar Year: 2011

LAW ENFORCEMENT OFFICERS KILLED OR ASSAULTED

Type of Activity	Total assaults by weapon	Type of Weapon				Type of Assignment							Officer assaults cleared
		Firearm	Knife or other cutting instru-ment	Other danger-ous weapon	Hands, fists, feet, etc.	Two-officer vehicle	One-officer vehicle		Detective or special assgn.		Other		
							Alone	Asst	Alone	Ast	Alone	Asst	
	A	B	C	D	E	F	G	H	I	J	K	L	M
1. Responding to disturbance calls (family quarrels, person with firearm, etc.													
2. Burglaries in progress or pursuing burglary suspects													
3. Robberies in progress or pursuing robbery suspects													
4. Attempting other arrests													
5. Civil disorder (riot, mass disobedience, etc.)													
6. Handling, transporting, custody of prisoners	1				1		1						1
7. Investigating suspicious persons or circumstances													
8. Ambush – no warning													
9. Mentally deranged													
10. Traffic pursuits and stops													
11. All other													
12. TOTAL (1-11)	**1**				**1**		**1**						**1**
13. Number with person injury													
14. Number without personal injury	1				1								

15. TIME OF ASSAULTS	12 AM	2 AM	4 AM	6 AM	8 AM	10 AM	NOON	2 PM	4 PM	6 PM	8 PM	10 PM	UNK
									1				

THIS PAGE INTENTIONALLY LEFT BLANK

AGENCY: DILLINGHAM POLICE DEPARTMENT CALENDAR YEAR 2011

OFFENSES KNOWN TO LAW ENFORCEMENT

(1) Classification of Offense	(2) Offenses Reported	(3) Unfounded Offenses	(4) Actual Offenses	(5) Offenses Cleared	(6) Juveniles Only
CRIMINAL HOMICIDE					
MURDER/NONNEG MANSLAUGHTER					
MANSLAUGHTER BY NEGLIGENCE					
TOTAL					
FORCIBLE RAPE					
RAPE BY FORCE	16	4	12	2	
ATTEMPTED FORCIBLE RAPE	5	3	2	2	1
TOTAL	21	7	14	4	1
ROBBERY					
FIREARM					
KNIFE/CUTTING INSTRUMENT					
OTHER DANGEROUS WEAPON					
STRONG-ARM (HANDS, FISTS)	2		2	1	
TOTAL	2		2	1	
ASSAULT					
FIREARM	1		1	1	
KNIFE OR CUTTING INSTRUMENT	1		1	1	
OTHER DANGEROUS WEAPON	3		3	2	
HANDS, FIST, FEET, AGGRAVATED	21	1	20	18	
OTHER ASSAULTS - SIMPLE	93	5	88	65	1
TOTAL	119	6	113	87	1
BURGLARY					
FORCIBLE ENTRY	1		1	1	
UNLAWFUL ENTRY - NO FORCE	6		6	1	
ATTEMPTED FORCIBLE ENTRY	2	1	1		
TOTAL	9	1	8	2	
LARCENY-THEFT					
THEFT (EX MOTOR VEHICLE)	39	4	35	4	
TOTAL	39	4	35	4	
MOTOR VEHICLE THEFT					
AUTOS	13	2	11	1	
TRUCKS AND BUSES					
OTHER VEHICLES	6		6	5	
TOTAL	19	2	17	6	
GRAND TOTAL	**209**	**20**	**189**	**104**	**2**

AGENCY: DILLINGHAM POLICE DEPARTMENT

Calendar Year: 2011

PROPERTY STOLEN BY CLASSIFICATION

CLASSIFICATION OF OFFENSES	NUMBER ACTUAL OFFENSES		VALUE OF PROPERTY STOLEN	
MURDER/NONNEG MANSLAUGHTER				
FORCIBLE RAPE	14			
ROBBERY				
HIGHWAY (STREET, ALLEYS, ETC.)				
COMMERCIAL HOUSE				
GAS OR SERVICE STATION				
CONVENIENCE STORE				
RESIDENCE				
BANK				
MISCELLANEOUS	2		$ 800	
TOTAL ROBBERY	2		$ 800	
BURGLARY				
RESIDENCE (DWELLING)				
NIGHT (6PM-6AM)	5		$ 2,101	
DAY (6AM-6PM)	1			
UNKNOWN	1			
NON-RESIDENCE (STORE ETC.)				
NIGHT (6PM-6AM)				
DAY (6AM-6PM)				
UNKNOWN	1			
TOTAL BURGLARY	8		$ 2,101	
LARCENY-THEFT				
$200 AND OVER	21		$ 46,720	
$50 TO $200	4		$ 380	
UNDER $50	10		$ 118	
TOTAL	35		$ 47,218	
6X. NATURE OF LARCENIES UNDER ITEM 6				
POCKET-PICKING		1		$ 302
PURSE-SNATCHING				
SHOPLIFTING		1		$ 19
FROM MOTOR VEHICLE		1		$ 120
MOTOR VEHICLE PARTS & ACCESSORIES				
BICYCLES				
FROM BUILDING(EX C&H)		7		$ 1,489
FROM COIN-OP MACHINES				
ALL OTHER		25		$ 45,288
TOTAL LARCENY		35		$ 47,218
MOTOR VEHICLE THEFT	18		$ 130,000	
STOLEN & RECOVERED LOCALLY	13		$ 1,750	
STOLEN LOCALLY & RECOVERED OTHER	1		$ 20,000	
TOTAL STOLEN OTHER & RECOVERED LOCAL	14		$ 21,750	
STOLEN IN OTHER JURIS & RECOVERED LOCALLY				
TOTAL MOTOR VEHICLE THEFT	18		$ 130,000	
GRAND TOTAL	**77**		**$ 180,119**	

AGENCY: DILLINGHAM POLICE DEPARTMENT Calendar Year: 2011

PROPERTY BY TYPE AND VALUE

Type of Property	Monetary Value of Property Stolen in Your Jurisdiction	
(1)	STOLEN (2)	RECOVERED (3)
CURRENCY, NOTES, ETC.	$ 22,427	$ 1,000
JEWELRY & PRECIOUS METALS		
CLOTHING AND FURS	$ 2	$ 1
LOCALLY STOLEN MOTOR VEHICLE	$ 130,000	$ 125,450
OFFICE EQUIPMENT	$ 4,050	
TV, RADIOS, CAMERAS, ETC.	$ 1,400	
FIREARMS	$ 1,500	
HOUSEHOLD GOODS	$ 1,170	$ 1,000
CONSUMABLE GOODS	$ 1	$ 1
LIVESTOCK	$ 300	
MISCELLANEOUS	$ 18,721	$ 1,090
GRAND TOTAL	**$ 179,571**	**$ 128,542**

AGENCY: DILLINGHAM POLICE DEPARTMENT

Calendar Year: 2011

AGE, SEX AND RACE OF PERSONS ARRESTED
under 18 Years of age

CLASSIFICATIONS OF OFFENSES	UCR	SEX	AGE						TOT	RACE			
			Under 10	10-12	13-14	15	16	17		WHT	BLK	IND	ASN
MURDER/NONNEG MANSLAUGHTER	01A	M											
		F											
MANSLAUGHTER BY NEGLIGENCE	01B	M											
		F											
RAPE BY FORCE	02	M											
		F											
ROBBERY	03	M											
		F											
AGGRAVATED ASSAULT	04	M											
		F											
BURGLARY	05	M											
		F											
LARCENY	06	M											
		F											
MOTOR VEHICLE THEFT	07	M											
		F											
OTHER ASSAULTS	08	M											
		F											
ARSON	09	M											
		F											
FORGERY	10	M											
		F											
FRAUD	11	M											
		F											
EMBEZZLEMENT	12	M											
		F											
STOLEN PROPERTY	13	M											
		F											
VANDALISM	14	M											
		F											
WEAPONS	15	M											
		F											
PROSTITUTION	16	M											
		F											
SEX OFFENSES	17	M											
		F											

AGENCY: DILLINGHAM POLICE DEPARTMENT

Calendar Year: 2011

AGE, SEX AND RACE OF PERSONS ARRESTED
under 18 Years of age

CLASSIFICATIONS OF OFFENSES	UCR	SEX	AGE						TOT	RACE			
			Under 10	10-12	13-14	15	16	17		WHT	BLK	IND	ASN
DRUG/SALE/MAN	180	M											
		F											
NARCOTICS	180a	M											
		F											
MARIJUANA	180b	M											
		F											
SYNTHETIC NARC	180c	M											
		F											
OTHER/NON-NARC	180d	M											
		F											
DRUG/POSSESSION	185	M											
		F											
NARCOTICS	185e	M											
		F											
MARIJUANA	185f	M											
		F											
SYNTHETIC NARC	185g	M											
		F											
OTHER/NON-NARC	185h	M											
		F											
GAMBLING	19	M											
		F											
BOOKMAKING	19a	M											
		F											
NUMBERS	19b	M											
		F											
OTHER GAMBLING	19c	M											
		F											
FAMILY/CHILD	20	M											
		F											
DRIVING INFLUENCE	21	M											
		F											
LIQUOR LAWS	22	M											
		F											
DRUNKENNESS	23	M					1		1			1	
		F				1	1		2			2	

AGENCY: DILLINGHAM POLICE DEPARTMENT Calendar Year: 2011

AGE, SEX AND RACE OF PERSONS ARRESTED
under 18 Years of age

CLASSIFICATIONS OF OFFENSES	UCR	SEX	AGE						TOT	RACE			
			Under 10	10-12	13-14	15	16	17		WHT	BLK	IND	ASN
DISORDERLY CONDUCT	24	M											
		F											
VAGRANCY	25	M											
		F											
ALL OTHER	26	M											
		F											
SUSPICION	27	M											
		F											
CURFEW	28	M											
		F											
RUN-AWAYS	29	M											
		F											
TOTAL BY SEX		M					1		1			1	
		F				1	1		2			2	
GRAND TOTAL						**1**	**2**		**3**			**3**	

AGENCY: DILLINGHAM POLICE DEPARTMENT

Calendar Year: 2011

AGE, SEX AND RACE OF PERSONS ARRESTED
18 Years of age and over

CLASSIFICATIONS OF OFFENSES	UCR	SEX	AGE																TOT	RACE			
			18	19	20	21	22	23	24	25 29	30 34	35 39	40 44	45 49	50 54	55 59	60 64	65 OV		WHT	BLK	IND	ASN
MURDER/NONNEG MANSLAUGHTER	01A	M																					
		F																					
MANSLAUGHTER BY NEGLIGENCE	01B	M																					
		F																					
RAPE BY FORCE	02	M																					
		F																					
ROBBERY	03	M				1													1			1	
		F																					
AGGRAVATED ASSAULT	04	M					1	1		1				2	2	2	1		10	6	1	3	
		F									1								1			1	
BURGLARY	05	M							1										1			1	
		F																					
LARCENY	06	M	1					1		1	1				1				5	3		2	
		F																					
MOTOR VEHICLE THEFT	07	M								5									5	2		3	
		F																					
OTHER ASSAULTS	08	M		4	1	1	1	2		5	10	4	10	5	2			2	47	5		42	
		F	1		1	1	1	1	3	5	1	2				1			17	7		10	
ARSON	09	M																					
		F																					
FORGERY	10	M																					
		F																					
FRAUD	11	M																					
		F																					
EMBEZZLEMENT	12	M																					
		F																					
STOLEN PROPERTY	13	M																					
		F																					
VANDALISM	14	M							2			3	1	1					7	2		5	
		F			1						1								2	1		1	
WEAPONS	15	M								1									1			1	
		F																					
PROSTITUTION	16	M																					
		F																					
SEX OFFENSES	17	M																					
		F				1													1			1	

AGENCY: DILLINGHAM POLICE DEPARTMENT

Calendar Year: 2011

AGE, SEX AND RACE OF PERSONS ARRESTED
18 Years of age and over

CLASSIFICATIONS OF OFFENSES	UCR	SEX	AGE																TOT	RACE			
			18	19	20	21	22	23	24	25 29	30 34	35 39	40 44	45 49	50 54	55 59	60 64	65 OV		WHT	BLK	IND	ASN
DRUG/SALE/MAN	180	M																					
		F																					
NARCOTICS	180a	M																					
		F																					
MARIJUANA	180b	M																					
		F																					
SYNTHETIC NARC	180c	M																					
		F																					
OTHER/NON-NARC	180d	M																					
		F																					
DRUG/POSSESSION	185	M						1	1						1	1			4	1		3	
		F																					
NARCOTICS	185e	M																					
		F																					
MARIJUANA	185f	M																					
		F																					
SYNTHETIC NARC	185g	M																					
		F																					
OTHER/NON-NARC	185h	M						1	1						1	1			4	1		3	
		F																					
GAMBLING	19	M																					
		F																					
BOOKMAKING	19a	M																					
		F																					
NUMBERS	19b	M																					
		F																					
OTHER GAMBLING	19c	M																					
		F																					
FAMILY/CHILD	20	M								1									1			1	
		F							1										1			1	
DRIVING INFLUENCE	21	M						1		2	1	2		1		1		1	9	3		6	
		F								2		1	1	1					5	1		4	
LIQUOR LAWS	22	M								1									1			1	
		F																					
DRUNKENNESS	23	M		3	1														4			4	
		F	1	1															2			2	

AGENCY: DILLINGHAM POLICE DEPARTMENT

Calendar Year: 2011

AGE, SEX AND RACE OF PERSONS ARRESTED
18 Years of age and over

CLASSIFICATIONS OF OFFENSES	UCR	SEX	AGE																TOT	RACE			
			18	19	20	21	22	23	24	25 29	30 34	35 39	40 44	45 49	50 54	55 59	60 64	65 OV		WHT	BLK	IND	ASN
DISORDERLY CONDUCT	24	M																					
		F																					
VAGRANCY	25	M																					
		F																					
ALL OTHER	26	M	1			5	1	4	2	7	1		2	1	1	2		2	29	6		23	
		F		1				1	1	2					1				6	1		5	
SUSPICION	27	M																					
		F																					
CURFEW	28	M																					
		F																					
TOTAL BY SEX		M	2	7	2	7	3	10	6	24	13	9	13	10	7	6	1	5	125	28	1	96	
		F	2	2	2	2	1	2	5	9	3	3	1	1	1	1			35	10		25	
GRAND TOTAL			**4**	**9**	**4**	**9**	**4**	**12**	**11**	**33**	**16**	**12**	**14**	**11**	**8**	**7**	**1**	**5**	**160**	**38**	**1**	**121**	

AGENCY: DILLINGHAM POLICE DEPARTMENT Calendar Year: 2011

ARSON OFFENSES KNOWN TO LAW ENFORCEMENT

1 Property Classification	2 Offenses Reported or Known to Police (Include Unfounded and attempts)	3 Unfounded, i.e. False or Baseless Complaints	4 Number of Actual Offenses (Column 2 Minus Column 3) (Include Attempts)	5 Total Offenses Cleared by Arrest or Exceptional Means (Include Column 6)	6 Number of Clearances Involving Only Persons Under 18 Years of Age	7 Offenses Where Structures Uninhabited, Abandoned, or not Normally in Use	8 Estimated Value of Property Damage
STRUCTURAL							
A. Single Occupancy Residential: Houses, Townhouses, Duplexes, etc.							
B. Other Residential: Apartments, Tenements, Flats, Hotels, Motels, Inns, Dormitories, Boarding Houses, etc.							
C. Storage: Barns, Garages, Warehouses, etc.							
D. Industrial/Manufacturing:							
E. Other Commercial: Stores, Restaurants, Offices, etc.							
F. Community/Public: Churches, Jails, Schools, Colleges, Hosptials, etc.							
G. All Other Structure: Out Buildings, Monuments, Buildings Under Constructions, etc.							
TOTAL							
MOBILE							
H. Motor Vehicles: Automoblies, Trucks, Buses, Motorcycles, etc. UCR Definition							
I. Other Mobile Property: Trailers, Recreational Vehicles, Airplanes, Boats, etc.							
TOTAL							
OTHER							
J. TOTAL OTHER Crops, Timber, Fences, Signs, etc.							
TOTAL							
GRAND TOTAL							

AGENCY: DILLINGHAM POLICE DEPARTMENT Calendar Year: 2011

LAW ENFORCEMENT OFFICERS KILLED OR ASSAULTED

Type of Activity	Total assaults by weapon	Type of Weapon				Type of Assignment							Officer assaults cleared
		Firearm	Knife or other cutting instru-ment	Other danger-ous weapon	Hands, fists, feet, etc.	Two-officer vehicle	One-officer vehicle		Detective or special assgn.		Other		
							Alone	Asst	Alone	Ast	Alone	Asst	
	A	B	C	D	E	F	G	H	I	J	K	L	M
1. Responding to disturbance calls (family quarrels, person with firearm, etc.													
2. Burglaries in progress or pursuing burglary suspects													
3. Robberies in progress or pursuing robbery suspects													
4. Attempting other arrests													
5. Civil disorder (riot, mass disobedience, etc.)													
6. Handling, transporting, custody of prisoners													
7. Investigating suspicious persons or circumstances	1				1		1						1
8. Ambush – no warning													
9. Mentally deranged													
10. Traffic pursuits and stops													
11. All other													
12. TOTAL (1-11)	**1**				**1**		**1**						**1**
13. Number with person injury	1				1								
14. Number without personal injury													

15. TIME OF ASSAULTS	12 AM	2 AM	4 AM	6 AM	8 AM	10 AM	NOON	2 PM	4 PM	6 PM	8 PM	10 PM	UNK
								1					

THIS PAGE INTENTIONALLY LEFT BLANK

AGENCY: FAIRBANKS AIRPORT POLICE CALENDAR YEAR 2011

OFFENSES KNOWN TO LAW ENFORCEMENT

(1) Classification of Offense	(2) Offenses Reported	(3) Unfounded Offenses	(4) Actual Offenses	(5) Offenses Cleared	(6) Juveniles Only
CRIMINAL HOMICIDE					
MURDER/NONNEG MANSLAUGHTER					
MANSLAUGHTER BY NEGLIGENCE					
TOTAL					
FORCIBLE RAPE					
RAPE BY FORCE					
ATTEMPTED FORCIBLE RAPE					
TOTAL					
ROBBERY					
FIREARM					
KNIFE/CUTTING INSTRUMENT					
OTHER DANGEROUS WEAPON					
STRONG-ARM (HANDS, FISTS)					
TOTAL					
ASSAULT					
FIREARM					
KNIFE OR CUTTING INSTRUMENT					
OTHER DANGEROUS WEAPON	2		2	2	
HANDS, FIST, FEET, AGGRAVATED					
OTHER ASSAULTS - SIMPLE	12	1	11	11	
TOTAL	14	1	13	13	
BURGLARY					
FORCIBLE ENTRY					
UNLAWFUL ENTRY - NO FORCE	1	1			
ATTEMPTED FORCIBLE ENTRY					
TOTAL	1	1			
LARCENY-THEFT					
THEFT (EX MOTOR VEHICLE)	14	3	11		
TOTAL	14	3	11		
MOTOR VEHICLE THEFT					
AUTOS	3	1	2	1	
TRUCKS AND BUSES					
OTHER VEHICLES					
TOTAL	3	1	2	1	
GRAND TOTAL	**32**	**6**	**26**	**14**	

AGENCY: FAIRBANKS AIRPORT POLICE

Calendar Year: 2011

PROPERTY STOLEN BY CLASSIFICATION

CLASSIFICATION OF OFFENSES	NUMBER ACTUAL OFFENSES		VALUE OF PROPERTY STOLEN	
MURDER/NONNEG MANSLAUGHTER				
FORCIBLE RAPE				
ROBBERY				
HIGHWAY (STREET, ALLEYS, ETC.)				
COMMERCIAL HOUSE				
GAS OR SERVICE STATION				
CONVENIENCE STORE				
RESIDENCE				
BANK				
MISCELLANEOUS				
TOTAL ROBBERY				
BURGLARY				
RESIDENCE (DWELLING)				
NIGHT (6PM-6AM)				
DAY (6AM-6PM)				
UNKNOWN				
NON-RESIDENCE (STORE ETC.)				
NIGHT (6PM-6AM)				
DAY (6AM-6PM)				
UNKNOWN				
TOTAL BURGLARY				
LARCENY-THEFT				
$200 AND OVER	7		$ 3,173	
$50 TO $200	2		$ 200	
UNDER $50	2		$ 23	
TOTAL	11		$ 3,396	
6X. NATURE OF LARCENIES UNDER ITEM 6				
POCKET-PICKING				
PURSE-SNATCHING				
SHOPLIFTING				
FROM MOTOR VEHICLE		5		$ 1,353
MOTOR VEHICLE PARTS & ACCESSORIES		1		$ 277
BICYCLES				
FROM BUILDING(EX C&H)		1		$ 3
FROM COIN-OP MACHINES				
ALL OTHER		4		$ 1,763
TOTAL LARCENY		11		$ 3,396
MOTOR VEHICLE THEFT	2		$ 7,145	
STOLEN & RECOVERED LOCALLY	1			
STOLEN LOCALLY & RECOVERED OTHER				
TOTAL STOLEN OTHER & RECOVERED LOCAL	1			
STOLEN IN OTHER JURIS & RECOVERED LOCALLY				
TOTAL MOTOR VEHICLE THEFT	2		$ 7,145	
GRAND TOTAL	**13**		**$ 10,541**	

AGENCY: FAIRBANKS AIRPORT POLICE

Calendar Year: 2011

PROPERTY BY TYPE AND VALUE

Type of Property (1)	Monetary Value of Property Stolen in Your Jurisdiction	
	STOLEN (2)	RECOVERED (3)
CURRENCY, NOTES, ETC.	$ 3	$ 3
JEWELRY & PRECIOUS METALS		
CLOTHING AND FURS	$ 263	
LOCALLY STOLEN MOTOR VEHICLE	$ 7,145	$ 7,145
OFFICE EQUIPMENT		
TV, RADIOS, CAMERAS, ETC.	$ 750	
FIREARMS		
HOUSEHOLD GOODS		
CONSUMABLE GOODS		
LIVESTOCK		
MISCELLANEOUS	$ 2,380	$ 20
GRAND TOTAL	**$ 10,541**	**$ 7,168**

AGENCY: FAIRBANKS AIRPORT POLICE

Calendar Year: 2011

AGE, SEX AND RACE OF PERSONS ARRESTED
under 18 Years of age

CLASSIFICATIONS OF OFFENSES	UCR	SEX	AGE						TOT	RACE			
			Under 10	10-12	13-14	15	16	17		WHT	BLK	IND	ASN
MURDER/NONNEG MANSLAUGHTER	01A	M											
		F											
MANSLAUGHTER BY NEGLIGENCE	01B	M											
		F											
RAPE BY FORCE	02	M											
		F											
ROBBERY	03	M											
		F											
AGGRAVATED ASSAULT	04	M											
		F											
BURGLARY	05	M											
		F											
LARCENY	06	M											
		F											
MOTOR VEHICLE THEFT	07	M											
		F											
OTHER ASSAULTS	08	M											
		F											
ARSON	09	M											
		F											
FORGERY	10	M											
		F											
FRAUD	11	M											
		F											
EMBEZZLEMENT	12	M											
		F											
STOLEN PROPERTY	13	M											
		F											
VANDALISM	14	M											
		F											
WEAPONS	15	M											
		F											
PROSTITUTION	16	M											
		F											
SEX OFFENSES	17	M											
		F											

AGENCY: FAIRBANKS AIRPORT POLICE

Calendar Year: 2011

AGE, SEX AND RACE OF PERSONS ARRESTED
under 18 Years of age

CLASSIFICATIONS OF OFFENSES	UCR	SEX	AGE						TOT	RACE			
			Under 10	10-12	13-14	15	16	17		WHT	BLK	IND	ASN
DRUG/SALE/MAN	180	M											
		F											
NARCOTICS	180a	M											
		F											
MARIJUANA	180b	M											
		F											
SYNTHETIC NARC	180c	M											
		F											
OTHER/NON-NARC	180d	M											
		F											
DRUG/POSSESSION	185	M											
		F						1	1	1			
NARCOTICS	185e	M											
		F											
MARIJUANA	185f	M											
		F						1	1	1			
SYNTHETIC NARC	185g	M											
		F											
OTHER/NON-NARC	185h	M											
		F											
GAMBLING	19	M											
		F											
BOOKMAKING	19a	M											
		F											
NUMBERS	19b	M											
		F											
OTHER GAMBLING	19c	M											
		F											
FAMILY/CHILD	20	M											
		F											
DRIVING INFLUENCE	21	M											
		F											
LIQUOR LAWS	22	M											
		F				1	1	1	3			3	
DRUNKENNESS	23	M											
		F											

AGENCY: FAIRBANKS AIRPORT POLICE

Calendar Year: 2011

AGE, SEX AND RACE OF PERSONS ARRESTED
under 18 Years of age

CLASSIFICATIONS OF OFFENSES	UCR	SEX	AGE						TOT	RACE			
			Under 10	10-12	13-14	15	16	17		WHT	BLK	IND	ASN
DISORDERLY CONDUCT	24	M											
		F											
VAGRANCY	25	M											
		F											
ALL OTHER	26	M					1		1	1			
		F											
SUSPICION	27	M											
		F											
CURFEW	28	M											
		F											
RUN-AWAYS	29	M											
		F											
TOTAL BY SEX		M					1		1	1			
		F				1	1	2	4	1		3	
GRAND TOTAL						**1**	**2**	**2**	**5**	**2**		**3**	

AGENCY: FAIRBANKS AIRPORT POLICE

Calendar Year: 2011

AGE, SEX AND RACE OF PERSONS ARRESTED
18 Years of age and over

CLASSIFICATIONS OF OFFENSES	UCR	SEX	AGE																TOT	RACE			
			18	19	20	21	22	23	24	25 29	30 34	35 39	40 44	45 49	50 54	55 59	60 64	65 OV		WHT	BLK	IND	ASN
MURDER/NONNEG MANSLAUGHTER	01A	M																					
		F																					
MANSLAUGHTER BY NEGLIGENCE	01B	M																					
		F																					
RAPE BY FORCE	02	M																					
		F																					
ROBBERY	03	M																					
		F																					
AGGRAVATED ASSAULT	04	M									2								2	1		1	
		F																					
BURGLARY	05	M																					
		F																					
LARCENY	06	M																					
		F																					
MOTOR VEHICLE THEFT	07	M		1															1	1			
		F																					
OTHER ASSAULTS	08	M		1												1			2	1	1		
		F																					
ARSON	09	M																					
		F																					
FORGERY	10	M									1								1	1			
		F																					
FRAUD	11	M								2									2		1	1	
		F																					
EMBEZZLEMENT	12	M																					
		F																					
STOLEN PROPERTY	13	M										1							1	1			
		F																					
VANDALISM	14	M																					
		F																					
WEAPONS	15	M					1			1		2					1		5	4		1	
		F								1									1	1			
PROSTITUTION	16	M																					
		F																					
SEX OFFENSES	17	M																					
		F																					

AGENCY: FAIRBANKS AIRPORT POLICE

Calendar Year: 2011

AGE, SEX AND RACE OF PERSONS ARRESTED
18 Years of age and over

CLASSIFICATIONS OF OFFENSES	UCR	SEX	AGE																TOT	RACE			
			18	19	20	21	22	23	24	25 29	30 34	35 39	40 44	45 49	50 54	55 59	60 64	65 OV		WHT	BLK	IND	ASN
DRUG/SALE/MAN	180	M																1	1			1	
		F																					
NARCOTICS	180a	M																1	1			1	
		F																					
MARIJUANA	180b	M																					
		F																					
SYNTHETIC NARC	180c	M																					
		F																					
OTHER/NON-NARC	180d	M																					
		F																					
DRUG/POSSESSION	185	M			1			1		1	1	1	2	1	1	1	1		11	6		5	
		F					1		1	1	1	1			1				6	2		4	
NARCOTICS	185e	M														1			1	1			
		F								1	1				1				3	2		1	
MARIJUANA	185f	M			1			1		1	1	1	2	1	1		1		10	5		5	
		F					1		1			1							3			3	
SYNTHETIC NARC	185g	M																					
		F																					
OTHER/NON-NARC	185h	M																					
		F																					
GAMBLING	19	M																					
		F																					
BOOKMAKING	19a	M																					
		F																					
NUMBERS	19b	M																					
		F																					
OTHER GAMBLING	19c	M																					
		F																					
FAMILY/CHILD	20	M																					
		F										1							1			1	
DRIVING INFLUENCE	21	M		2	2		1	1	1	6	2		1			1			17	11		6	
		F	1							1				1					3	2		1	
LIQUOR LAWS	22	M	2	1	3				1	1	1							1	10	7		3	
		F	1		2					2			2	1	1				9	2		7	
DRUNKENNESS	23	M																					
		F																					

AGENCY: FAIRBANKS AIRPORT POLICE

Calendar Year: 2011

AGE, SEX AND RACE OF PERSONS ARRESTED
18 Years of age and over

CLASSIFICATIONS OF OFFENSES	UCR	SEX	AGE																TOT	RACE			
			18	19	20	21	22	23	24	25 29	30 34	35 39	40 44	45 49	50 54	55 59	60 64	65 OV		WHT	BLK	IND	ASN
DISORDERLY CONDUCT	24	M								2									2	2			
		F																					
VAGRANCY	25	M																					
		F																					
ALL OTHER	26	M	2	6	3	2	2	1	3	6	5	1	2	1		2		1	37	20	3	14	
		F		1						1	1	1		1		3	1		9	6		3	
SUSPICION	27	M				1													1			1	
		F																					
CURFEW	28	M																					
		F																					
TOTAL BY SEX		M	4	11	9	3	4	3	5	19	12	5	5	2	1	5	2	3	93	55	5	33	
		F	2	1	2		1		1	6	2	3	2	3	2	3	1		29	13		16	
GRAND TOTAL			**6**	**12**	**11**	**3**	**5**	**3**	**6**	**25**	**14**	**8**	**7**	**5**	**3**	**8**	**3**	**3**	**122**	**68**	**5**	**49**	

AGENCY: FAIRBANKS AIRPORT POLICE Calendar Year: 2011

ARSON OFFENSES KNOWN TO LAW ENFORCEMENT

1 Property Classification	2 Offenses Reported or Known to Police (Include Unfounded and attempts)	3 Unfounded, i.e. False or Baseless Complaints	4 Number of Actual Offenses (Column 2 Minus Column 3) (Include Attempts)	5 Total Offenses Cleared by Arrest or Exceptional Means (Include Column 6)	6 Number of Clearances Involving Only Persons Under 18 Years of Age	7 Offenses Where Structures Uninhabited, Abandoned, or not Normally in Use	8 Estimated Value of Property Damage
STRUCTURAL							
A. Single Occupancy Residential: Houses, Townhouses, Duplexes, etc.							
B. Other Residential: Apartments, Tenements, Flats, Hotels, Motels, Inns, Dormitories, Boarding Houses, etc.							
C. Storage: Barns, Garages, Warehouses, etc.							
D. Industrial/Manufacturing:							
E. Other Commercial: Stores, Restaurants, Offices, etc.							
F. Community/Public: Churches, Jails, Schools, Colleges, Hosptials, etc.							
G. All Other Structure: Out Buildings, Monuments, Buildings Under Constructions, etc.							
TOTAL							
MOBILE							
H. Motor Vehicles: Automoblies, Trucks, Buses, Motorcycles, etc. UCR Definition	1		1			1	$4,458
I. Other Mobile Property: Trailers, Recreational Vehicles, Airplanes, Boats, etc.							
TOTAL	1		1			1	$4,458
OTHER							
J. TOTAL OTHER Crops, Timber, Fences, Signs, etc.							
TOTAL							
GRAND TOTAL	**1**		**1**			**1**	**$4,458**

AGENCY: FAIRBANKS AIRPORT POLICE

Calendar Year: 2011

LAW ENFORCEMENT OFFICERS KILLED OR ASSAULTED

Type of Activity	Total assaults by weapon	Type of Weapon				Type of Assignment							Officer assaults cleared
		Firearm	Knife or other cutting instru-ment	Other danger-ous weapon	Hands, fists, feet, etc.	Two-officer vehicle	One-officer vehicle		Detective or special assgn.		Other		
							Alone	Asst	Alone	Ast	Alone	Asst	
	A	B	C	D	E	F	G	H	I	J	K	L	M
1. Responding to disturbance calls (family quarrels, person with firearm, etc.	3			3		2		1					3
2. Burglaries in progress or pursuing burglary suspects													
3. Robberies in progress or pursuing robbery suspects													
4. Attempting other arrests													
5. Civil disorder (riot, mass disobedience, etc.)													
6. Handling, transporting, custody of prisoners													
7. Investigating suspicious persons or circumstances													
8. Ambush – no warning													
9. Mentally deranged													
10. Traffic pursuits and stops	3				3	3							3
11. All other													
12. TOTAL (1-11)	**6**			**3**	**3**	**5**		**1**					**6**
13. Number with person injury	1				1								
14. Number without personal injury	5			3	2								

15. TIME OF ASSAULTS	12 AM	2 AM	4 AM	6 AM	8 AM	10 AM	NOON	2 PM	4 PM	6 PM	8 PM	10 PM	UNK
	3							3					

THIS PAGE INTENTIONALLY LEFT BLANK

AGENCY: FAIRBANKS POLICE DEPARTMENT CALENDAR YEAR 2011

OFFENSES KNOWN TO LAW ENFORCEMENT

(1) Classification of Offense	(2) Offenses Reported	(3) Unfounded Offenses	(4) Actual Offenses	(5) Offenses Cleared	(6) Juveniles Only
CRIMINAL HOMICIDE					
MURDER/NONNEG MANSLAUGHTER	2		2	4	
MANSLAUGHTER BY NEGLIGENCE					
TOTAL	2		2	4	
FORCIBLE RAPE					
RAPE BY FORCE	16	1	15	2	
ATTEMPTED FORCIBLE RAPE	3	1	2	1	
TOTAL	19	2	17	3	
ROBBERY					
FIREARM	10		10	2	
KNIFE/CUTTING INSTRUMENT	2		2	1	
OTHER DANGEROUS WEAPON	4		4	3	
STRONG-ARM (HANDS, FISTS)	19	2	17	7	3
TOTAL	35	2	33	13	3
ASSAULT					
FIREARM	26	1	25	13	
KNIFE OR CUTTING INSTRUMENT	31	5	26	15	1
OTHER DANGEROUS WEAPON	43	6	37	28	1
HANDS, FIST, FEET, AGGRAVATED	45	8	37	19	1
OTHER ASSAULTS - SIMPLE	726	113	613	376	34
TOTAL	871	133	738	451	37
BURGLARY					
FORCIBLE ENTRY	61	4	57	6	2
UNLAWFUL ENTRY - NO FORCE	71	9	62	3	
ATTEMPTED FORCIBLE ENTRY	17	6	11		
TOTAL	149	19	130	9	2
LARCENY-THEFT					
THEFT (EX MOTOR VEHICLE)	1075	49	1026	229	36
TOTAL	1075	49	1026	229	36
MOTOR VEHICLE THEFT					
AUTOS	60	9	51	12	1
TRUCKS AND BUSES	10		10	1	1
OTHER VEHICLES	15		15		
TOTAL	85	9	76	13	2
GRAND TOTAL	**2236**	**214**	**2022**	**722**	**80**

AGENCY: FAIRBANKS POLICE DEPARTMENT

Calendar Year: 2011

PROPERTY STOLEN BY CLASSIFICATION

CLASSIFICATION OF OFFENSES	NUMBER ACTUAL OFFENSES		VALUE OF PROPERTY STOLEN	
MURDER/NONNEG MANSLAUGHTER	2			
FORCIBLE RAPE	17			
ROBBERY				
HIGHWAY (STREET, ALLEYS, ETC.)	13		$ 741	
COMMERCIAL HOUSE				
GAS OR SERVICE STATION				
CONVENIENCE STORE	1		$ 600	
RESIDENCE	2		$ 350	
BANK	1		$ 2,500	
MISCELLANEOUS	16		$ 3,094	
TOTAL ROBBERY	33		$ 7,285	
BURGLARY				
RESIDENCE (DWELLING)				
NIGHT (6PM-6AM)	28		$ 5,728	
DAY (6AM-6PM)	31		$ 22,592	
UNKNOWN	24		$ 15,318	
NON-RESIDENCE (STORE ETC.)				
NIGHT (6PM-6AM)	16		$ 6,399	
DAY (6AM-6PM)	14		$ 24,435	
UNKNOWN	17		$ 15,995	
TOTAL BURGLARY	130		$ 90,467	
LARCENY-THEFT				
$200 AND OVER	395		$ 566,460	
$50 TO $200	171		$ 18,072	
UNDER $50	460		$ 3,690	
TOTAL	1026		$ 588,222	
6X. NATURE OF LARCENIES UNDER ITEM 6				
POCKET-PICKING		8		$ 515
PURSE-SNATCHING		6		$ 2,392
SHOPLIFTING		207		$ 21,247
FROM MOTOR VEHICLE		168		$ 98,245
MOTOR VEHICLE PARTS & ACCESSORIES		10		$ 3,170
BICYCLES		73		$ 22,745
FROM BUILDING(EX C&H)		224		$ 136,479
FROM COIN-OP MACHINES		2		$ 222
ALL OTHER		328		$ 303,207
TOTAL LARCENY		1026		$ 588,222
MOTOR VEHICLE THEFT	72		$ 521,224	
STOLEN & RECOVERED LOCALLY	46		$ 313,041	
STOLEN LOCALLY & RECOVERED OTHER	3			
TOTAL STOLEN OTHER & RECOVERED LOCAL	49		$ 313,041	
STOLEN IN OTHER JURIS & RECOVERED LOCALLY				
TOTAL MOTOR VEHICLE THEFT	72		$ 521,224	
GRAND TOTAL	**1279**		**$ 1,207,198**	

AGENCY: FAIRBANKS POLICE DEPARTMENT Calendar Year: 2011

PROPERTY BY TYPE AND VALUE

Type of Property (1)	Monetary Value of Property Stolen in Your Jurisdiction	
	STOLEN (2)	RECOVERED (3)
CURRENCY, NOTES, ETC.	$ 217,786	$ 11,475
JEWELRY & PRECIOUS METALS	$ 51,556	$ 1,405
CLOTHING AND FURS	$ 25,171	$ 6,334
LOCALLY STOLEN MOTOR VEHICLE	$ 521,220	$ 257,201
OFFICE EQUIPMENT	$ 55,337	$ 5,699
TV, RADIOS, CAMERAS, ETC.	$ 51,942	$ 8,027
FIREARMS	$ 29,326	$ 526
HOUSEHOLD GOODS	$ 6,520	$ 1,182
CONSUMABLE GOODS	$ 11,977	$ 192
LIVESTOCK	$ 3,405	$ 2,500
MISCELLANEOUS	$ 232,958	$ 35,804
GRAND TOTAL	**$ 1,207,198**	**$ 330,345**

AGENCY: FAIRBANKS POLICE DEPARTMENT

Calendar Year: 2011

AGE, SEX AND RACE OF PERSONS ARRESTED
under 18 Years of age

CLASSIFICATIONS OF OFFENSES	UCR	SEX	AGE						TOT	RACE			
			Under 10	10-12	13-14	15	16	17		WHT	BLK	IND	ASN
MURDER/NONNEG MANSLAUGHTER	01A	M											
		F											
MANSLAUGHTER BY NEGLIGENCE	01B	M											
		F											
RAPE BY FORCE	02	M											
		F											
ROBBERY	03	M					3	4	7		6	1	
		F											
AGGRAVATED ASSAULT	04	M											
		F						1	1			1	
BURGLARY	05	M			6	1	1		8	2	3	3	
		F											
LARCENY	06	M		1	9	7		3	20	9	3	8	
		F		1	1	8	9	11	30	19	5	6	
MOTOR VEHICLE THEFT	07	M					1	3	4	2	1	1	
		F											
OTHER ASSAULTS	08	M			1	5	5	4	15	9	2	3	1
		F			5	2	2	2	11	7		4	
ARSON	09	M											
		F											
FORGERY	10	M											
		F											
FRAUD	11	M											
		F											
EMBEZZLEMENT	12	M											
		F											
STOLEN PROPERTY	13	M											
		F											
VANDALISM	14	M			1	3	4	1	9	5	1	3	
		F			4	3	1	1	9	6		3	
WEAPONS	15	M											
		F											
PROSTITUTION	16	M											
		F											
SEX OFFENSES	17	M			1		1		2	1		1	
		F											

AGENCY: FAIRBANKS POLICE DEPARTMENT

Calendar Year: 2011

AGE, SEX AND RACE OF PERSONS ARRESTED
under 18 Years of age

CLASSIFICATIONS OF OFFENSES	UCR	SEX	AGE						TOT	RACE			
			Under 10	10-12	13-14	15	16	17		WHT	BLK	IND	ASN
DRUG/SALE/MAN	180	M			3	7	6	7	23	18	3	2	
		F			1	2	5	3	11	3		7	1
NARCOTICS	180a	M											
		F											
MARIJUANA	180b	M											
		F											
SYNTHETIC NARC	180c	M											
		F											
OTHER/NON-NARC	180d	M			3	7	6	7	23	18	3	2	
		F			1	2	5	3	11	3		7	1
DRUG/POSSESSION	185	M			2	1	3	3	9	5		4	
		F			3	1	1		5	2		3	
NARCOTICS	185e	M					1		1	1			
		F											
MARIJUANA	185f	M			2	1	2	3	8	4		4	
		F			3	1	1		5	2		3	
SYNTHETIC NARC	185g	M											
		F											
OTHER/NON-NARC	185h	M											
		F											
GAMBLING	19	M											
		F											
BOOKMAKING	19a	M											
		F											
NUMBERS	19b	M											
		F											
OTHER GAMBLING	19c	M											
		F											
FAMILY/CHILD	20	M											
		F											
DRIVING INFLUENCE	21	M						1	1			1	
		F						1	1	1			
LIQUOR LAWS	22	M						1	1			1	
		F											
DRUNKENNESS	23	M					1	1	2			2	
		F											

AGENCY: FAIRBANKS POLICE DEPARTMENT

Calendar Year: 2011

AGE, SEX AND RACE OF PERSONS ARRESTED
under 18 Years of age

CLASSIFICATIONS OF OFFENSES	UCR	SEX	AGE						TOT	RACE			
			Under 10	10-12	13-14	15	16	17		WHT	BLK	IND	ASN
DISORDERLY CONDUCT	24	M				1	2	1	4		1	3	
		F			2			2	4	4			
VAGRANCY	25	M											
		F											
ALL OTHER	26	M			2	2	4	3	11	3	3	4	1
		F		1	1	1	2	1	6	2	1	3	
SUSPICION	27	M											
		F											
CURFEW	28	M											
		F											
RUN-AWAYS	29	M											
		F											
TOTAL BY SEX		M		1	25	27	31	32	116	54	23	37	2
		F		2	17	17	20	22	78	44	6	27	1
GRAND TOTAL				**3**	**42**	**44**	**51**	**54**	**194**	**98**	**29**	**64**	**3**

AGENCY: FAIRBANKS POLICE DEPARTMENT

Calendar Year: 2011

AGE, SEX AND RACE OF PERSONS ARRESTED
18 Years of age and over

CLASSIFICATIONS OF OFFENSES	UCR	SEX	AGE																TOT	RACE			
			18	19	20	21	22	23	24	25 29	30 34	35 39	40 44	45 49	50 54	55 59	60 64	65 OV		WHT	BLK	IND	ASN
MURDER/NONNEG MANSLAUGHTER	01A	M											2				1		3	2			1
		F																					
MANSLAUGHTER BY NEGLIGENCE	01B	M																					
		F																					
RAPE BY FORCE	02	M								1									1	1			
		F																					
ROBBERY	03	M	1			2				2	1		1						7	2	2	3	
		F								1		1							2		1	1	
AGGRAVATED ASSAULT	04	M	1				1			2	6		1						11	8		3	
		F		1							1								2			2	
BURGLARY	05	M			1			1		1							1		4	3		1	
		F																					
LARCENY	06	M	4	14	10	10	7	7	8	31	15	5	9	15	12	8	2		157	85	15	54	3
		F	7	1	3	3	1	7	4	16	10	7	2	8	6	1	1		77	47	7	22	1
MOTOR VEHICLE THEFT	07	M	1	1				1		1		1		1					6	2		4	
		F																					
OTHER ASSAULTS	08	M	4	8	5	14	8	5	10	55	37	31	24	24	18	7	3	1	254	117	38	89	10
		F	1	3	5	2	8	6	2	20	11	6	12	7	3	3	2		91	28	13	47	3
ARSON	09	M													1				1			1	
		F					1												1	1			
FORGERY	10	M							1										1	1			
		F									1								1	1			
FRAUD	11	M		1		1		1		1									4	3		1	
		F		1															1	1			
EMBEZZLEMENT	12	M																					
		F																					
STOLEN PROPERTY	13	M																					
		F																					
VANDALISM	14	M	4	2	4	2	6	2	2	10	2	3	2	1	1		1		42	19	6	17	
		F	2		2			1	2	2	1			3					13	6	4	3	
WEAPONS	15	M						2			2		1			1	2		8	4	1	3	
		F						1											1		1		
PROSTITUTION	16	M																					
		F																					
SEX OFFENSES	17	M		3	2	4	1	4	5	6	3	4	8	3	7	2	1		53	21	6	25	1
		F												1	1		1		3			3	

AGENCY: FAIRBANKS POLICE DEPARTMENT

Calendar Year: 2011

AGE, SEX AND RACE OF PERSONS ARRESTED
18 Years of age and over

CLASSIFICATIONS OF OFFENSES	UCR	SEX	AGE																TOT	RACE			
			18	19	20	21	22	23	24	25 29	30 34	35 39	40 44	45 49	50 54	55 59	60 64	65 OV		WHT	BLK	IND	ASN
DRUG/SALE/MAN	180	M	6	5	5	3	1		3	8	6	2	3	2	1		3		48	26	7	15	
		F			2			1	1	1	2	2		1					10	7		3	
NARCOTICS	180a	M					1												1	1			
		F																					
MARIJUANA	180b	M																					
		F																					
SYNTHETIC NARC	180c	M																					
		F																					
OTHER/NON-NARC	180d	M	6	5	5	3			3	8	6	2	3	2	1		3		47	25	7	15	
		F			2			1	1	1	2	2		1					10	7		3	
DRUG/POSSESSION	185	M	2	2	4	2	1	2	1	3	2	1	2		1		1		24	18	1	5	
		F	1	1					1			2							5	3		2	
NARCOTICS	185e	M	1			1	1	1							1		1		6	2	1	3	
		F							1			2							3	2		1	
MARIJUANA	185f	M	1	2	3	1		1	1	3	2	1	2						17	15		2	
		F	1	1															2	1		1	
SYNTHETIC NARC	185g	M			1														1	1			
		F																					
OTHER/NON-NARC	185h	M																					
		F																					
GAMBLING	19	M																					
		F																					
BOOKMAKING	19a	M																					
		F																					
NUMBERS	19b	M																					
		F																					
OTHER GAMBLING	19c	M																					
		F																					
FAMILY/CHILD	20	M											2	1					3	3			
		F								1		1	2	1					5	3		2	
DRIVING INFLUENCE	21	M	1	5	4	8	5	4	7	19	13	10	3	14	14	3	2	1	113	75	15	22	1
		F		2	1	1	2		2	4	4	3	6	4	2	2	1	1	35	16	2	15	2
LIQUOR LAWS	22	M	1	4	7	2	5	2	2	9	8	6	13	7	12	10	3	4	95	21	4	70	
		F		4	1		1	1		2		5	3	5	6	2	1	2	33	6		27	
DRUNKENNESS	23	M	2	3	5		1	1	2	3		2	3	4	3	3	1		33	6	3	24	
		F	2	1						1	2		1						7			7	

AGENCY: FAIRBANKS POLICE DEPARTMENT

Calendar Year: 2011

AGE, SEX AND RACE OF PERSONS ARRESTED
18 Years of age and over

CLASSIFICATIONS OF OFFENSES	UCR	SEX	AGE																TOT	RACE			
			18	19	20	21	22	23	24	25 29	30 34	35 39	40 44	45 49	50 54	55 59	60 64	65 OV		WHT	BLK	IND	ASN
DISORDERLY CONDUCT	24	M	1	3	4	9	5	7	2	25	15	8	10	10	14	3	2	1	119	50	12	55	2
		F	1	1	1	2	3	1	1	5	2	2	5	5	3	3			35	18	3	14	
VAGRANCY	25	M																					
		F																					
ALL OTHER	26	M	9	16	8	12	11	11	10	54	41	33	25	38	42	8	3	2	323	129	35	153	6
		F	2	3	7	2	2	5	3	15	16	9	11	14	10	3		1	103	30	5	66	2
SUSPICION	27	M																					
		F																					
CURFEW	28	M																					
		F																					
TOTAL BY SEX		M	37	67	59	69	52	50	53	231	151	106	109	120	126	45	26	9	1310	596	145	545	24
		F	16	18	22	10	18	23	16	68	50	38	42	49	31	14	6	4	425	167	36	214	8
GRAND TOTAL			**53**	**85**	**81**	**79**	**70**	**73**	**69**	**299**	**201**	**144**	**151**	**169**	**157**	**59**	**32**	**13**	**1735**	**763**	**181**	**759**	**32**

AGENCY: FAIRBANKS POLICE DEPARTMENT Calendar Year: 2011

ARSON OFFENSES KNOWN TO LAW ENFORCEMENT

1 Property Classification	2 Offenses Reported or Known to Police (Include Unfounded and attempts)	3 Unfounded, i.e. False or Baseless Complaints	4 Number of Actual Offenses (Column 2 Minus Column 3) (Include Attempts)	5 Total Offenses Cleared by Arrest or Exceptional Means (Include Column 6)	6 Number of Clearances Involving Only Persons Under 18 Years of Age	7 Offenses Where Structures Uninhabited, Abandoned, or not Normally in Use	8 Estimated Value of Property Damage
STRUCTURAL							
A. Single Occupancy Residential: Houses, Townhouses, Duplexes, etc.	1		1				$175,000
B. Other Residential: Apartments, Tenements, Flats, Hotels, Motels, Inns, Dormitories, Boarding Houses, etc.	1		1	1			$1,000
C. Storage: Barns, Garages, Warehouses, etc.							
D. Industrial/Manufacturing:							
E. Other Commercial: Stores, Restaurants, Offices, etc.							
F. Community/Public: Churches, Jails, Schools, Colleges, Hosptials, etc.	1		1				$5,000
G. All Other Structure: Out Buildings, Monuments, Buildings Under Constructions, etc.							
TOTAL	3		3	1			$181,000
MOBILE							
H. Motor Vehicles: Automoblies, Trucks, Buses, Motorcycles, etc. UCR Definition	1		1	1			$11,050
I. Other Mobile Property: Trailers, Recreational Vehicles, Airplanes, Boats, etc.							
TOTAL	1		1	1			$11,050
OTHER							
J. TOTAL OTHER Crops, Timber, Fences, Signs, etc.	1		1				$150
TOTAL	1		1				$150
GRAND TOTAL	**5**		**5**	**2**			**$192,200**

AGENCY: FAIRBANKS POLICE DEPARTMENT Calendar Year: 2011

LAW ENFORCEMENT OFFICERS KILLED OR ASSAULTED

Type of Activity	Total assaults by weapon	Type of Weapon				Type of Assignment							Officer assaults cleared
		Firearm	Knife or other cutting instru-ment	Other danger-ous weapon	Hands, fists, feet, etc.	Two-officer vehicle	One-officer vehicle		Detective or special assgn.		Other		
							Alone	Asst	Alone	Ast	Alone	Asst	
	A	B	C	D	E	F	G	H	I	J	K	L	M
1. Responding to disturbance calls (family quarrels, person with firearm, etc.	2				2		1	1					1
2. Burglaries in progress or pursuing burglary suspects													
3. Robberies in progress or pursuing robbery suspects													
4. Attempting other arrests	2	1			1		1	1					2
5. Civil disorder (riot, mass disobedience, etc.)													
6. Handling, transporting, custody of prisoners	3				3		1	2					3
7. Investigating suspicious persons or circumstances	3	3						3					3
8. Ambush – no warning													
9. Mentally deranged													
10. Traffic pursuits and stops	2				2		2						1
11. All other	3				3		3						3
12. TOTAL (1-11)	**15**	**4**			**11**		**8**	**7**					**13**
13. Number with person injury	9				9								
14. Number without personal injury	6	4			2								

15. TIME OF ASSAULTS	12 AM	2 AM	4 AM	6 AM	8 AM	10 AM	NOON	2 PM	4 PM	6 PM	8 PM	10 PM	UNK
	8	1							1	1	3	1	

THIS PAGE INTENTIONALLY LEFT BLANK

AGENCY: HAINES POLICE DEPARTMENT CALENDAR YEAR 2011

OFFENSES KNOWN TO LAW ENFORCEMENT

(1) Classification of Offense	(2) Offenses Reported	(3) Unfounded Offenses	(4) Actual Offenses	(5) Offenses Cleared	(6) Juveniles Only
CRIMINAL HOMICIDE					
MURDER/NONNEG MANSLAUGHTER					
MANSLAUGHTER BY NEGLIGENCE					
TOTAL					
FORCIBLE RAPE					
RAPE BY FORCE					
ATTEMPTED FORCIBLE RAPE					
TOTAL					
ROBBERY					
FIREARM					
KNIFE/CUTTING INSTRUMENT					
OTHER DANGEROUS WEAPON					
STRONG-ARM (HANDS, FISTS)					
TOTAL					
ASSAULT					
FIREARM					
KNIFE OR CUTTING INSTRUMENT	3		3	3	
OTHER DANGEROUS WEAPON					
HANDS, FIST, FEET, AGGRAVATED	12	1	11	10	2
OTHER ASSAULTS - SIMPLE	6		6	4	
TOTAL	21	1	20	17	2
BURGLARY					
FORCIBLE ENTRY	2		2		
UNLAWFUL ENTRY - NO FORCE					
ATTEMPTED FORCIBLE ENTRY					
TOTAL	2		2		
LARCENY-THEFT					
THEFT (EX MOTOR VEHICLE)	24		24	5	
TOTAL	24		24	5	
MOTOR VEHICLE THEFT					
AUTOS	1		1		
TRUCKS AND BUSES					
OTHER VEHICLES					
TOTAL	1		1		
GRAND TOTAL	**48**	**1**	**47**	**22**	**2**

AGENCY: HAINES POLICE DEPARTMENT

Calendar Year: 2011

PROPERTY STOLEN BY CLASSIFICATION

CLASSIFICATION OF OFFENSES	NUMBER ACTUAL OFFENSES		VALUE OF PROPERTY STOLEN	
MURDER/NONNEG MANSLAUGHTER				
FORCIBLE RAPE				
ROBBERY				
HIGHWAY (STREET, ALLEYS, ETC.)				
COMMERCIAL HOUSE				
GAS OR SERVICE STATION				
CONVENIENCE STORE				
RESIDENCE				
BANK				
MISCELLANEOUS				
TOTAL ROBBERY				
BURGLARY				
RESIDENCE (DWELLING)				
NIGHT (6PM-6AM)				
DAY (6AM-6PM)	1			
UNKNOWN				
NON-RESIDENCE (STORE ETC.)				
NIGHT (6PM-6AM)				
DAY (6AM-6PM)	1		$ 200	
UNKNOWN				
TOTAL BURGLARY	2		$ 200	
LARCENY-THEFT				
$200 AND OVER	12		$ 9,972	
$50 TO $200	4		$ 458	
UNDER $50	8		$ 82	
TOTAL	24		$ 10,512	
6X. NATURE OF LARCENIES UNDER ITEM 6				
POCKET-PICKING				
PURSE-SNATCHING		1		$ 153
SHOPLIFTING		2		$ 165
FROM MOTOR VEHICLE		4		$ 1,113
MOTOR VEHICLE PARTS & ACCESSORIES				
BICYCLES		2		$ 775
FROM BUILDING(EX C&H)		9		$ 4,989
FROM COIN-OP MACHINES				
ALL OTHER		6		$ 3,317
TOTAL LARCENY		24		$ 10,512
MOTOR VEHICLE THEFT	1		$ 4,000	
STOLEN & RECOVERED LOCALLY	1			
STOLEN LOCALLY & RECOVERED OTHER				
TOTAL STOLEN OTHER & RECOVERED LOCAL	1			
STOLEN IN OTHER JURIS & RECOVERED LOCALLY				
TOTAL MOTOR VEHICLE THEFT	1		$ 4,000	
GRAND TOTAL	**27**		**$ 14,712**	

AGENCY: HAINES POLICE DEPARTMENT

Calendar Year: 2011

PROPERTY BY TYPE AND VALUE

Type of Property (1)	Monetary Value of Property Stolen in Your Jurisdiction	
	STOLEN (2)	RECOVERED (3)
CURRENCY, NOTES, ETC.	$ 2,698	$ 10
JEWELRY & PRECIOUS METALS		
CLOTHING AND FURS	$ 200	
LOCALLY STOLEN MOTOR VEHICLE	$ 4,000	$ 4,000
OFFICE EQUIPMENT		
TV, RADIOS, CAMERAS, ETC.		
FIREARMS	$ 2,300	$ 1,100
HOUSEHOLD GOODS		
CONSUMABLE GOODS	$ 9	
LIVESTOCK		
MISCELLANEOUS	$ 5,505	$ 228
GRAND TOTAL	**$ 14,712**	**$ 5,338**

AGENCY: HAINES POLICE DEPARTMENT

Calendar Year: 2011

AGE, SEX AND RACE OF PERSONS ARRESTED
under 18 Years of age

CLASSIFICATIONS OF OFFENSES	UCR	SEX	AGE						TOT	RACE			
			Under 10	10-12	13-14	15	16	17		WHT	BLK	IND	ASN
MURDER/NONNEG MANSLAUGHTER	01A	M											
		F											
MANSLAUGHTER BY NEGLIGENCE	01B	M											
		F											
RAPE BY FORCE	02	M											
		F											
ROBBERY	03	M											
		F											
AGGRAVATED ASSAULT	04	M			1				1	1			
		F											
BURGLARY	05	M											
		F											
LARCENY	06	M											
		F											
MOTOR VEHICLE THEFT	07	M											
		F											
OTHER ASSAULTS	08	M											
		F											
ARSON	09	M											
		F											
FORGERY	10	M											
		F											
FRAUD	11	M											
		F											
EMBEZZLEMENT	12	M											
		F											
STOLEN PROPERTY	13	M											
		F											
VANDALISM	14	M		2					2	1		1	
		F											
WEAPONS	15	M											
		F											
PROSTITUTION	16	M											
		F											
SEX OFFENSES	17	M					1		1			1	
		F											

AGENCY: HAINES POLICE DEPARTMENT

Calendar Year: 2011

AGE, SEX AND RACE OF PERSONS ARRESTED
under 18 Years of age

CLASSIFICATIONS OF OFFENSES	UCR	SEX	AGE						TOT	RACE			
			Under 10	10-12	13-14	15	16	17		WHT	BLK	IND	ASN
DRUG/SALE/MAN	180	M											
		F											
NARCOTICS	180a	M											
		F											
MARIJUANA	180b	M											
		F											
SYNTHETIC NARC	180c	M											
		F											
OTHER/NON-NARC	180d	M											
		F											
DRUG/POSSESSION	185	M			3		1		4	4			
		F											
NARCOTICS	185e	M											
		F											
MARIJUANA	185f	M			3		1		4	4			
		F											
SYNTHETIC NARC	185g	M											
		F											
OTHER/NON-NARC	185h	M											
		F											
GAMBLING	19	M											
		F											
BOOKMAKING	19a	M											
		F											
NUMBERS	19b	M											
		F											
OTHER GAMBLING	19c	M											
		F											
FAMILY/CHILD	20	M											
		F											
DRIVING INFLUENCE	21	M											
		F											
LIQUOR LAWS	22	M					1	1	2	2			
		F											
DRUNKENNESS	23	M											
		F											

AGENCY: HAINES POLICE DEPARTMENT

Calendar Year: 2011

AGE, SEX AND RACE OF PERSONS ARRESTED
under 18 Years of age

CLASSIFICATIONS OF OFFENSES	UCR	SEX	AGE						TOT	RACE			
			Under 10	10-12	13-14	15	16	17		WHT	BLK	IND	ASN
DISORDERLY CONDUCT	24	M											
		F											
VAGRANCY	25	M											
		F											
ALL OTHER	26	M											
		F											
SUSPICION	27	M											
		F											
CURFEW	28	M											
		F											
RUN-AWAYS	29	M											
		F											
TOTAL BY SEX		M		2	4		3	1	10	8		2	
		F											
GRAND TOTAL				**2**	**4**		**3**	**1**	**10**	**8**		**2**	

AGENCY: HAINES POLICE DEPARTMENT

Calendar Year: 2011

AGE, SEX AND RACE OF PERSONS ARRESTED
18 Years of age and over

CLASSIFICATIONS OF OFFENSES	UCR	SEX	AGE																TOT	RACE			
			18	19	20	21	22	23	24	25 29	30 34	35 39	40 44	45 49	50 54	55 59	60 64	65 OV		WHT	BLK	IND	ASN
MURDER/NONNEG MANSLAUGHTER	01A	M																					
		F																					
MANSLAUGHTER BY NEGLIGENCE	01B	M																					
		F																					
RAPE BY FORCE	02	M																					
		F																					
ROBBERY	03	M																					
		F																					
AGGRAVATED ASSAULT	04	M		1						3		1	1	1	1				8	8			
		F			1									1					2			2	
BURGLARY	05	M																					
		F																					
LARCENY	06	M								3	1			1					5	5			
		F																					
MOTOR VEHICLE THEFT	07	M																					
		F																					
OTHER ASSAULTS	08	M											1						1	1			
		F			1					1									2			2	
ARSON	09	M																					
		F														1			1	1			
FORGERY	10	M																					
		F																					
FRAUD	11	M																1	1	1			
		F																					
EMBEZZLEMENT	12	M																					
		F																					
STOLEN PROPERTY	13	M																					
		F																					
VANDALISM	14	M								1									1	1			
		F																					
WEAPONS	15	M												1					1	1			
		F																					
PROSTITUTION	16	M																					
		F																					
SEX OFFENSES	17	M																					
		F																					

AGENCY: HAINES POLICE DEPARTMENT

Calendar Year: 2011

AGE, SEX AND RACE OF PERSONS ARRESTED
18 Years of age and over

CLASSIFICATIONS OF OFFENSES	UCR	SEX	AGE																TOT	RACE			
			18	19	20	21	22	23	24	25 29	30 34	35 39	40 44	45 49	50 54	55 59	60 64	65 OV		WHT	BLK	IND	ASN
DRUG/SALE/MAN	180	M																					
		F																					
NARCOTICS	180a	M																					
		F																					
MARIJUANA	180b	M																					
		F																					
SYNTHETIC NARC	180c	M																					
		F																					
OTHER/NON-NARC	180d	M																					
		F																					
DRUG/POSSESSION	185	M							1						1				2	2			
		F																					
NARCOTICS	185e	M																					
		F																					
MARIJUANA	185f	M													1				1	1			
		F																					
SYNTHETIC NARC	185g	M							1										1	1			
		F																					
OTHER/NON-NARC	185h	M																					
		F																					
GAMBLING	19	M																					
		F																					
BOOKMAKING	19a	M																					
		F																					
NUMBERS	19b	M																					
		F																					
OTHER GAMBLING	19c	M																					
		F																					
FAMILY/CHILD	20	M																					
		F																					
DRIVING INFLUENCE	21	M	1					2		1			2		3	2	1	1	13	11		2	
		F								1	1			1	3				6	3		3	
LIQUOR LAWS	22	M	1		1						1							1	4	4			
		F																					
DRUNKENNESS	23	M																					
		F																					

AGENCY: HAINES POLICE DEPARTMENT

Calendar Year: 2011

AGE, SEX AND RACE OF PERSONS ARRESTED
18 Years of age and over

CLASSIFICATIONS OF OFFENSES	UCR	SEX	AGE																TOT	RACE			
			18	19	20	21	22	23	24	25 29	30 34	35 39	40 44	45 49	50 54	55 59	60 64	65 OV		WHT	BLK	IND	ASN
DISORDERLY CONDUCT	24	M									1								1			1	
		F			1														1			1	
VAGRANCY	25	M																					
		F																					
ALL OTHER	26	M						2	1	2	1		1	1	3				11	8		3	
		F												2	2	1			5	2		3	
SUSPICION	27	M																					
		F																					
CURFEW	28	M																					
		F																					
TOTAL BY SEX		M	2	1	1			4	2	10	4	1	5	4	8	2	1	3	48	42		6	
		F			3					2	1			4	5	2			17	6		11	
GRAND TOTAL			**2**	**1**	**4**			**4**	**2**	**12**	**5**	**1**	**5**	**8**	**13**	**4**	**1**	**3**	**65**	**48**		**17**	

AGENCY: HAINES POLICE DEPARTMENT Calendar Year: 2011

ARSON OFFENSES KNOWN TO LAW ENFORCEMENT

1 Property Classification	2 Offenses Reported or Known to Police (Include Unfounded and attempts)	3 Unfounded, i.e. False or Baseless Complaints	4 Number of Actual Offenses (Column 2 Minus Column 3) (Include Attempts)	5 Total Offenses Cleared by Arrest or Exceptional Means (Include Column 6)	6 Number of Clearances Involving Only Persons Under 18 Years of Age	7 Offenses Where Structures Uninhabited, Abandoned, or not Normally in Use	8 Estimated Value of Property Damage
STRUCTURAL							
A. Single Occupancy Residential: Houses, Townhouses, Duplexes, etc.	1		1	1			
B. Other Residential: Apartments, Tenements, Flats, Hotels, Motels, Inns, Dormitories, Boarding Houses, etc.							
C. Storage: Barns, Garages, Warehouses, etc.							
D. Industrial/Manufacturing:							
E. Other Commercial: Stores, Restaurants, Offices, etc.							
F. Community/Public: Churches, Jails, Schools, Colleges, Hosptials, etc.							
G. All Other Structure: Out Buildings, Monuments, Buildings Under Constructions, etc.							
TOTAL	1		1	1			
MOBILE							
H. Motor Vehicles: Automoblies, Trucks, Buses, Motorcycles, etc. UCR Definition							
I. Other Mobile Property: Trailers, Recreational Vehicles, Airplanes, Boats, etc.							
TOTAL							
OTHER							
J. TOTAL OTHER Crops, Timber, Fences, Signs, etc.							
TOTAL							
GRAND TOTAL	**1**		**1**	**1**			

AGENCY: HAINES POLICE DEPARTMENT Calendar Year: 2011

LAW ENFORCEMENT OFFICERS KILLED OR ASSAULTED

Type of Activity	Total assaults by weapon	Type of Weapon				Type of Assignment							Officer assaults cleared
		Firearm	Knife or other cutting instru-ment	Other danger-ous weapon	Hands, fists, feet, etc.	Two-officer vehicle	One-officer vehicle		Detective or special assgn.		Other		
							Alone	Asst	Alone	Ast	Alone	Asst	
	A	B	C	D	E	F	G	H	I	J	K	L	M
1. Responding to disturbance calls (family quarrels, person with firearm, etc.													
2. Burglaries in progress or pursuing burglary suspects													
3. Robberies in progress or pursuing robbery suspects													
4. Attempting other arrests													
5. Civil disorder (riot, mass disobedience, etc.)													
6. Handling, transporting, custody of prisoners													
7. Investigating suspicious persons or circumstances													
8. Ambush – no warning													
9. Mentally deranged													
10. Traffic pursuits and stops													
11. All other													
12. TOTAL (1-11)													
13. Number with person injury													
14. Number without personal injury													

15. TIME OF ASSAULTS	12 AM	2 AM	4 AM	6 AM	8 AM	10 AM	NOON	2 PM	4 PM	6 PM	8 PM	10 PM	UNK

THIS PAGE INTENTIONALLY LEFT BLANK

AGENCY: HOMER POLICE DEPARTMENT CALENDAR YEAR 2011

OFFENSES KNOWN TO LAW ENFORCEMENT

(1) Classification of Offense	(2) Offenses Reported	(3) Unfounded Offenses	(4) Actual Offenses	(5) Offenses Cleared	(6) Juveniles Only
CRIMINAL HOMICIDE					
MURDER/NONNEG MANSLAUGHTER					
MANSLAUGHTER BY NEGLIGENCE					
TOTAL					
FORCIBLE RAPE					
RAPE BY FORCE					
ATTEMPTED FORCIBLE RAPE					
TOTAL					
ROBBERY					
FIREARM					
KNIFE/CUTTING INSTRUMENT					
OTHER DANGEROUS WEAPON					
STRONG-ARM (HANDS, FISTS)					
TOTAL					
ASSAULT					
FIREARM	2		2	1	
KNIFE OR CUTTING INSTRUMENT	10		10	6	4
OTHER DANGEROUS WEAPON	1		1		
HANDS, FIST, FEET, AGGRAVATED	21		21	14	
OTHER ASSAULTS - SIMPLE	32	1	31	17	2
TOTAL	66	1	65	38	6
BURGLARY					
FORCIBLE ENTRY	26	2	24	4	
UNLAWFUL ENTRY - NO FORCE	5	1	4		
ATTEMPTED FORCIBLE ENTRY	9	1	8		
TOTAL	40	4	36	4	
LARCENY-THEFT					
THEFT (EX MOTOR VEHICLE)	160	9	151	26	10
TOTAL	160	9	151	26	10
MOTOR VEHICLE THEFT					
AUTOS	6	3	3	1	1
TRUCKS AND BUSES	1	1			
OTHER VEHICLES					
TOTAL	7	4	3	1	1
GRAND TOTAL	**273**	**18**	**255**	**69**	**17**

AGENCY: HOMER POLICE DEPARTMENT

Calendar Year: 2011

PROPERTY STOLEN BY CLASSIFICATION

CLASSIFICATION OF OFFENSES	NUMBER ACTUAL OFFENSES		VALUE OF PROPERTY STOLEN	
MURDER/NONNEG MANSLAUGHTER				
FORCIBLE RAPE				
ROBBERY				
HIGHWAY (STREET, ALLEYS, ETC.)				
COMMERCIAL HOUSE				
GAS OR SERVICE STATION				
CONVENIENCE STORE				
RESIDENCE				
BANK				
MISCELLANEOUS				
TOTAL ROBBERY				
BURGLARY				
RESIDENCE (DWELLING)				
NIGHT (6PM-6AM)	3			
DAY (6AM-6PM)	8		$ 6,180	
UNKNOWN	1			
NON-RESIDENCE (STORE ETC.)				
NIGHT (6PM-6AM)	4		$ 320	
DAY (6AM-6PM)	20		$ 15,393	
UNKNOWN				
TOTAL BURGLARY	36		$ 21,893	
LARCENY-THEFT				
$200 AND OVER	60		$ 83,190	
$50 TO $200	37		$ 3,794	
UNDER $50	54		$ 669	
TOTAL	151		$ 87,653	
6X. NATURE OF LARCENIES UNDER ITEM 6				
POCKET-PICKING				
PURSE-SNATCHING				
SHOPLIFTING		10		$ 427
FROM MOTOR VEHICLE		25		$ 10,527
MOTOR VEHICLE PARTS & ACCESSORIES				
BICYCLES		13		$ 3,970
FROM BUILDING(EX C&H)		50		$ 54,145
FROM COIN-OP MACHINES				
ALL OTHER		53		$ 18,584
TOTAL LARCENY		151		$ 87,653
MOTOR VEHICLE THEFT	3		$ 9,000	
STOLEN & RECOVERED LOCALLY				
STOLEN LOCALLY & RECOVERED OTHER				
TOTAL STOLEN OTHER & RECOVERED LOCAL				
STOLEN IN OTHER JURIS & RECOVERED LOCALLY				
TOTAL MOTOR VEHICLE THEFT	3		$ 9,000	
GRAND TOTAL	**190**		**$ 118,546**	

AGENCY: HOMER POLICE DEPARTMENT

Calendar Year: 2011

PROPERTY BY TYPE AND VALUE

Type of Property (1)	Monetary Value of Property Stolen in Your Jurisdiction	
	STOLEN (2)	RECOVERED (3)
CURRENCY, NOTES, ETC.	$ 46,853	$ 250
JEWELRY & PRECIOUS METALS	$ 965	$ 300
CLOTHING AND FURS	$ 1,466	$ 845
LOCALLY STOLEN MOTOR VEHICLE	$ 9,000	
OFFICE EQUIPMENT	$ 1,215	$ 1,215
TV, RADIOS, CAMERAS, ETC.	$ 2,605	$ 1,530
FIREARMS	$ 2,925	$ 1,675
HOUSEHOLD GOODS	$ 325	
CONSUMABLE GOODS	$ 3,771	$ 49
LIVESTOCK		
MISCELLANEOUS	$ 49,421	$ 5,660
GRAND TOTAL	**$ 118,546**	**$ 11,524**

AGENCY: HOMER POLICE DEPARTMENT

Calendar Year: 2011

AGE, SEX AND RACE OF PERSONS ARRESTED
under 18 Years of age

CLASSIFICATIONS OF OFFENSES	UCR	SEX	AGE						TOT	RACE			
			Under 10	10-12	13-14	15	16	17		WHT	BLK	IND	ASN
MURDER/NONNEG MANSLAUGHTER	01A	M											
		F											
MANSLAUGHTER BY NEGLIGENCE	01B	M											
		F											
RAPE BY FORCE	02	M											
		F											
ROBBERY	03	M											
		F											
AGGRAVATED ASSAULT	04	M											
		F			1		4		5	5			
BURGLARY	05	M											
		F											
LARCENY	06	M						4	4	4			
		F						6	6	6			
MOTOR VEHICLE THEFT	07	M						1	1	1			
		F						2	2	2			
OTHER ASSAULTS	08	M											
		F				1		1	2	2			
ARSON	09	M											
		F											
FORGERY	10	M											
		F											
FRAUD	11	M											
		F											
EMBEZZLEMENT	12	M											
		F											
STOLEN PROPERTY	13	M											
		F											
VANDALISM	14	M											
		F						2	2	2			
WEAPONS	15	M											
		F											
PROSTITUTION	16	M											
		F											
SEX OFFENSES	17	M											
		F											

AGENCY: HOMER POLICE DEPARTMENT

Calendar Year: 2011

AGE, SEX AND RACE OF PERSONS ARRESTED
under 18 Years of age

CLASSIFICATIONS OF OFFENSES	UCR	SEX	AGE						TOT	RACE			
			Under 10	10-12	13-14	15	16	17		WHT	BLK	IND	ASN
DRUG/SALE/MAN	180	M		1			1		2	2			
		F			1	2			3	3			
NARCOTICS	180a	M					1		1	1			
		F				2			2	2			
MARIJUANA	180b	M		1					1	1			
		F			1				1	1			
SYNTHETIC NARC	180c	M											
		F											
OTHER/NON-NARC	180d	M											
		F											
DRUG/POSSESSION	185	M						1	1	1			
		F											
NARCOTICS	185e	M											
		F											
MARIJUANA	185f	M						1	1	1			
		F											
SYNTHETIC NARC	185g	M											
		F											
OTHER/NON-NARC	185h	M											
		F											
GAMBLING	19	M											
		F											
BOOKMAKING	19a	M											
		F											
NUMBERS	19b	M											
		F											
OTHER GAMBLING	19c	M											
		F											
FAMILY/CHILD	20	M											
		F											
DRIVING INFLUENCE	21	M						1	1	1			
		F											
LIQUOR LAWS	22	M			1	1	1	2	5	5			
		F				2	2	2	6	6			
DRUNKENNESS	23	M											
		F											

AGENCY: HOMER POLICE DEPARTMENT

Calendar Year: 2011

AGE, SEX AND RACE OF PERSONS ARRESTED
under 18 Years of age

CLASSIFICATIONS OF OFFENSES	UCR	SEX	AGE						TOT	RACE			
			Under 10	10-12	13-14	15	16	17		WHT	BLK	IND	ASN
DISORDERLY CONDUCT	24	M											
		F											
VAGRANCY	25	M											
		F											
ALL OTHER	26	M											
		F						1	1	1			
SUSPICION	27	M											
		F											
CURFEW	28	M						1	1	1			
		F											
RUN-AWAYS	29	M											
		F											
TOTAL BY SEX		M		1	1	1	2	10	15	15			
		F			2	5	6	14	27	27			
GRAND TOTAL				**1**	**3**	**6**	**8**	**24**	**42**	**42**			

AGENCY: HOMER POLICE DEPARTMENT

Calendar Year: 2011

AGE, SEX AND RACE OF PERSONS ARRESTED
18 Years of age and over

CLASSIFICATIONS OF OFFENSES	UCR	SEX	AGE																TOT	RACE			
			18	19	20	21	22	23	24	25 29	30 34	35 39	40 44	45 49	50 54	55 59	60 64	65 OV		WHT	BLK	IND	ASN
MURDER/NONNEG MANSLAUGHTER	01A	M																					
		F																					
MANSLAUGHTER BY NEGLIGENCE	01B	M																					
		F																					
RAPE BY FORCE	02	M																					
		F																					
ROBBERY	03	M																					
		F																					
AGGRAVATED ASSAULT	04	M							2	3	2		1	3	1	1	1	2	16	16			
		F					1					1	1	2					5	5			
BURGLARY	05	M		1						1									2	2			
		F								1									1	1			
LARCENY	06	M		1	3		2		1				1	1	2				11	11			
		F								1	1				1				3	3			
MOTOR VEHICLE THEFT	07	M																					
		F																					
OTHER ASSAULTS	08	M							2	2	3	1	1	1					10	10			
		F					1				2			1					4	4			
ARSON	09	M																					
		F																					
FORGERY	10	M																					
		F																					
FRAUD	11	M									1								1	1			
		F		1															1	1			
EMBEZZLEMENT	12	M																					
		F																					
STOLEN PROPERTY	13	M																					
		F																					
VANDALISM	14	M							1	1			1						3	3			
		F																					
WEAPONS	15	M									1			1	1				3	3			
		F																					
PROSTITUTION	16	M																					
		F																					
SEX OFFENSES	17	M				2				1			1						4	4			
		F																					

AGENCY: HOMER POLICE DEPARTMENT

Calendar Year: 2011

AGE, SEX AND RACE OF PERSONS ARRESTED
18 Years of age and over

CLASSIFICATIONS OF OFFENSES	UCR	SEX	AGE																TOT	RACE			
			18	19	20	21	22	23	24	25 29	30 34	35 39	40 44	45 49	50 54	55 59	60 64	65 OV		WHT	BLK	IND	ASN
DRUG/SALE/MAN	180	M						4		1					2				7	7			
		F																					
NARCOTICS	180a	M																					
		F																					
MARIJUANA	180b	M								1									1	1			
		F																					
SYNTHETIC NARC	180c	M						4							2				6	6			
		F																					
OTHER/NON-NARC	180d	M																					
		F																					
DRUG/POSSESSION	185	M			2		3	1	3	5	2	1	1	2	1	1	1		23	23			
		F		1						2			1			1			5	5			
NARCOTICS	185e	M					1												1	1			
		F																					
MARIJUANA	185f	M			2		2	1	3	3	1	1	1	1	1	1	1		18	18			
		F		1						2						1			4	4			
SYNTHETIC NARC	185g	M								1									1	1			
		F																					
OTHER/NON-NARC	185h	M								1	1			1					3	3			
		F											1						1	1			
GAMBLING	19	M																					
		F																					
BOOKMAKING	19a	M																					
		F																					
NUMBERS	19b	M																					
		F																					
OTHER GAMBLING	19c	M																					
		F																					
FAMILY/CHILD	20	M																					
		F									1								1	1			
DRIVING INFLUENCE	21	M	2	1	2	2		3	2	5	10	10	5	5	7		3	2	59	59			
		F	1	1		1	2		1	5	3	1	3	1	3	1			23	23			
LIQUOR LAWS	22	M	3	2	6					1		1							13	13			
		F	1	4	2								1						8	8			
DRUNKENNESS	23	M																					
		F																					

AGENCY: HOMER POLICE DEPARTMENT

Calendar Year: 2011

AGE, SEX AND RACE OF PERSONS ARRESTED
18 Years of age and over

CLASSIFICATIONS OF OFFENSES	UCR	SEX	AGE																TOT	RACE			
			18	19	20	21	22	23	24	25 29	30 34	35 39	40 44	45 49	50 54	55 59	60 64	65 OV		WHT	BLK	IND	ASN
DISORDERLY CONDUCT	24	M						2		2		1		1					6	6			
		F					1						1	1					3	3			
VAGRANCY	25	M																					
		F																					
ALL OTHER	26	M	1	1	4	4		5	7	38	13	9	11	7	20	10	8		138	138			
		F		3	1		1		1	6	5	2	4	2	3				28	28			
SUSPICION	27	M																					
		F																					
CURFEW	28	M																					
		F																					
TOTAL BY SEX		M	6	6	17	8	5	15	18	60	32	23	22	21	34	12	13	4	296	296			
		F	2	10	3	1	6		2	15	12	4	11	7	7	2			82	82			
GRAND TOTAL			**8**	**16**	**20**	**9**	**11**	**15**	**20**	**75**	**44**	**27**	**33**	**28**	**41**	**14**	**13**	**4**	**378**	**378**			

AGENCY: HOMER POLICE DEPARTMENT Calendar Year: 2011

ARSON OFFENSES KNOWN TO LAW ENFORCEMENT

1 Property Classification	2 Offenses Reported or Known to Police (Include Unfounded and attempts)	3 Unfounded, i.e. False or Baseless Complaints	4 Number of Actual Offenses (Column 2 Minus Column 3) (Include Attempts)	5 Total Offenses Cleared by Arrest or Exceptional Means (Include Column 6)	6 Number of Clearances Involving Only Persons Under 18 Years of Age	7 Offenses Where Structures Uninhabited, Abandoned, or not Normally in Use	8 Estimated Value of Property Damage
STRUCTURAL							
A. Single Occupancy Residential: Houses, Townhouses, Duplexes, etc.							
B. Other Residential: Apartments, Tenements, Flats, Hotels, Motels, Inns, Dormitories, Boarding Houses, etc.							
C. Storage: Barns, Garages, Warehouses, etc.							
D. Industrial/Manufacturing:							
E. Other Commercial: Stores, Restaurants, Offices, etc.							
F. Community/Public: Churches, Jails, Schools, Colleges, Hosptials, etc.							
G. All Other Structure: Out Buildings, Monuments, Buildings Under Constructions, etc.							
TOTAL							
MOBILE							
H. Motor Vehicles: Automoblies, Trucks, Buses, Motorcycles, etc. UCR Definition							
I. Other Mobile Property: Trailers, Recreational Vehicles, Airplanes, Boats, etc.							
TOTAL							
OTHER							
J. TOTAL OTHER Crops, Timber, Fences, Signs, etc.							
TOTAL							
GRAND TOTAL							

AGENCY: HOMER POLICE DEPARTMENT Calendar Year: 2011

LAW ENFORCEMENT OFFICERS KILLED OR ASSAULTED

Type of Activity	Total assaults by weapon	Type of Weapon				Type of Assignment							Officer assaults cleared
		Firearm	Knife or other cutting instru-ment	Other danger-ous weapon	Hands, fists, feet, etc.	Two-officer vehicle	One-officer vehicle		Detective or special assgn.		Other		
							Alone	Asst	Alone	Ast	Alone	Asst	
	A	B	C	D	E	F	G	H	I	J	K	L	M
1. Responding to disturbance calls (family quarrels, person with firearm, etc.													
2. Burglaries in progress or pursuing burglary suspects													
3. Robberies in progress or pursuing robbery suspects													
4. Attempting other arrests													
5. Civil disorder (riot, mass disobedience, etc.)													
6. Handling, transporting, custody of prisoners													
7. Investigating suspicious persons or circumstances	1				1		1						1
8. Ambush – no warning													
9. Mentally deranged													
10. Traffic pursuits and stops													
11. All other													
12. TOTAL (1-11)	**1**				**1**		**1**						**1**
13. Number with person injury													
14. Number without personal injury	1				1								

15. TIME OF ASSAULTS	12 AM	2 AM	4 AM	6 AM	8 AM	10 AM	NOON	2 PM	4 PM	6 PM	8 PM	10 PM	UNK
						1							

THIS PAGE INTENTIONALLY LEFT BLANK

AGENCY: JUNEAU POLICE DEPARTMENT CALENDAR YEAR 2011

OFFENSES KNOWN TO LAW ENFORCEMENT

(1) Classification of Offense	(2) Offenses Reported	(3) Unfounded Offenses	(4) Actual Offenses	(5) Offenses Cleared	(6) Juveniles Only
CRIMINAL HOMICIDE					
MURDER/NONNEG MANSLAUGHTER					
MANSLAUGHTER BY NEGLIGENCE					
TOTAL					
FORCIBLE RAPE					
RAPE BY FORCE	21	9	12	8	
ATTEMPTED FORCIBLE RAPE	2		2	1	
TOTAL	23	9	14	9	
ROBBERY					
FIREARM	8		8	3	
KNIFE/CUTTING INSTRUMENT	1	1			
OTHER DANGEROUS WEAPON	1		1	1	
STRONG-ARM (HANDS, FISTS)	16		16	8	1
TOTAL	26	1	25	12	1
ASSAULT					
FIREARM	19	1	18	14	1
KNIFE OR CUTTING INSTRUMENT	18	6	12	12	2
OTHER DANGEROUS WEAPON	60	3	57	45	4
HANDS, FIST, FEET, AGGRAVATED	35	2	33	28	2
OTHER ASSAULTS - SIMPLE	764	63	701	580	31
TOTAL	896	75	821	679	40
BURGLARY					
FORCIBLE ENTRY	51		51	16	
UNLAWFUL ENTRY - NO FORCE	63	4	59	19	3
ATTEMPTED FORCIBLE ENTRY	1		1		
TOTAL	115	4	111	35	3
LARCENY-THEFT					
THEFT (EX MOTOR VEHICLE)	1134	59	1075	290	50
TOTAL	1134	59	1075	290	50
MOTOR VEHICLE THEFT					
AUTOS	30	4	26	16	1
TRUCKS AND BUSES	11	2	9	3	1
OTHER VEHICLES	4		4	1	
TOTAL	45	6	39	20	2
GRAND TOTAL	**2239**	**154**	**2085**	**1045**	**96**

AGENCY: JUNEAU POLICE DEPARTMENT

Calendar Year: 2011

PROPERTY STOLEN BY CLASSIFICATION

CLASSIFICATION OF OFFENSES	NUMBER ACTUAL OFFENSES		VALUE OF PROPERTY STOLEN	
MURDER/NONNEG MANSLAUGHTER				
FORCIBLE RAPE	14			
ROBBERY				
HIGHWAY (STREET, ALLEYS, ETC.)	9		$ 1,295	
COMMERCIAL HOUSE	3		$ 109,050	
GAS OR SERVICE STATION	1		$ 570	
CONVENIENCE STORE				
RESIDENCE	8		$ 5,410	
BANK	1			
MISCELLANEOUS	3		$ 220	
TOTAL ROBBERY	25		$ 116,545	
BURGLARY				
RESIDENCE (DWELLING)				
NIGHT (6PM-6AM)	21		$ 12,455	
DAY (6AM-6PM)	31		$ 44,810	
UNKNOWN	21		$ 42,876	
NON-RESIDENCE (STORE ETC.)				
NIGHT (6PM-6AM)	26		$ 28,793	
DAY (6AM-6PM)	1		$ 2,020	
UNKNOWN	11		$ 4,431	
TOTAL BURGLARY	111		$ 135,385	
LARCENY-THEFT				
$200 AND OVER	495		$ 451,739	
$50 TO $200	239		$ 24,613	
UNDER $50	341		$ 72,620	
TOTAL	1075		$ 548,972	
6X. NATURE OF LARCENIES UNDER ITEM 6				
POCKET-PICKING		8		$ 1,950
PURSE-SNATCHING		1		$ 30
SHOPLIFTING		180		$ 20,315
FROM MOTOR VEHICLE		205		$ 100,132
MOTOR VEHICLE PARTS & ACCESSORIES		94		$ 30,512
BICYCLES		89		$ 35,879
FROM BUILDING(EX C&H)		319		$ 226,802
FROM COIN-OP MACHINES		23		$ 28,566
ALL OTHER		156		$ 104,786
TOTAL LARCENY		1075		$ 548,972
MOTOR VEHICLE THEFT	39		$ 195,563	
STOLEN & RECOVERED LOCALLY	26		$ 23,000	
STOLEN LOCALLY & RECOVERED OTHER	3			
TOTAL STOLEN OTHER & RECOVERED LOCAL	29		$ 23,000	
STOLEN IN OTHER JURIS & RECOVERED LOCALLY				
TOTAL MOTOR VEHICLE THEFT	39		$ 195,563	
GRAND TOTAL	**1264**		**$ 996,465**	

AGENCY: JUNEAU POLICE DEPARTMENT Calendar Year: 2011

PROPERTY BY TYPE AND VALUE

Type of Property (1)	Monetary Value of Property Stolen in Your Jurisdiction	
	STOLEN (2)	RECOVERED (3)
CURRENCY, NOTES, ETC.	$ 69,918	$ 2,128
JEWELRY & PRECIOUS METALS	$ 244,250	$ 186,125
CLOTHING AND FURS	$ 35,710	$ 8,192
LOCALLY STOLEN MOTOR VEHICLE	$ 195,013	$ 138,828
OFFICE EQUIPMENT	$ 36,352	$ 8,530
TV, RADIOS, CAMERAS, ETC.	$ 85,288	$ 14,576
FIREARMS	$ 24,637	$ 8,886
HOUSEHOLD GOODS	$ 10,954	$ 1,566
CONSUMABLE GOODS	$ 52,275	$ 4,562
LIVESTOCK		
MISCELLANEOUS	$ 242,068	$ 35,134
GRAND TOTAL	**$ 996,465**	**$ 408,527**

AGENCY: JUNEAU POLICE DEPARTMENT

Calendar Year: 2011

AGE, SEX AND RACE OF PERSONS ARRESTED
under 18 Years of age

CLASSIFICATIONS OF OFFENSES	UCR	SEX	AGE						TOT	RACE			
			Under 10	10-12	13-14	15	16	17		WHT	BLK	IND	ASN
MURDER/NONNEG MANSLAUGHTER	01A	M											
		F											
MANSLAUGHTER BY NEGLIGENCE	01B	M											
		F											
RAPE BY FORCE	02	M											
		F											
ROBBERY	03	M											
		F											
AGGRAVATED ASSAULT	04	M				1			1	1			
		F											
BURGLARY	05	M											
		F											
LARCENY	06	M	1	2	4	3	2	2	14	8		5	1
		F		2	4	2	1	1	10	2		8	
MOTOR VEHICLE THEFT	07	M						1	1	1			
		F											
OTHER ASSAULTS	08	M		1	1	1	1		4		1	3	
		F				1	3	2	6	5		1	
ARSON	09	M			1		1		2	1		1	
		F		1			1		2	2			
FORGERY	10	M											
		F											
FRAUD	11	M											
		F											
EMBEZZLEMENT	12	M											
		F											
STOLEN PROPERTY	13	M											
		F											
VANDALISM	14	M		1	3	1		2	7	5		2	
		F		2	1		1		4	3		1	
WEAPONS	15	M	1	2					3	2	1		
		F											
PROSTITUTION	16	M											
		F											
SEX OFFENSES	17	M						1	1			1	
		F											

AGENCY: JUNEAU POLICE DEPARTMENT

Calendar Year: 2011

AGE, SEX AND RACE OF PERSONS ARRESTED
under 18 Years of age

CLASSIFICATIONS OF OFFENSES	UCR	SEX	AGE						TOT	RACE			
			Under 10	10-12	13-14	15	16	17		WHT	BLK	IND	ASN
DRUG/SALE/MAN	180	M											
		F											
NARCOTICS	180a	M											
		F											
MARIJUANA	180b	M											
		F											
SYNTHETIC NARC	180c	M											
		F											
OTHER/NON-NARC	180d	M											
		F											
DRUG/POSSESSION	185	M			5	11	4	1	21	13	2	6	
		F		1	1		1	2	5	2	1	2	
NARCOTICS	185e	M											
		F											
MARIJUANA	185f	M			4	7	4		15	10	1	4	
		F			1		1	2	4	2	1	1	
SYNTHETIC NARC	185g	M			1	4			5	3	1	1	
		F		1					1			1	
OTHER/NON-NARC	185h	M						1	1			1	
		F											
GAMBLING	19	M											
		F											
BOOKMAKING	19a	M											
		F											
NUMBERS	19b	M											
		F											
OTHER GAMBLING	19c	M											
		F											
FAMILY/CHILD	20	M											
		F											
DRIVING INFLUENCE	21	M					1	5	6	5		1	
		F											
LIQUOR LAWS	22	M		1	3	2	6	6	18	14	1	3	
		F			4	3	8	15	30	16		14	
DRUNKENNESS	23	M											
		F					2	1	3	1		2	

AGENCY: JUNEAU POLICE DEPARTMENT

Calendar Year: 2011

AGE, SEX AND RACE OF PERSONS ARRESTED
under 18 Years of age

CLASSIFICATIONS OF OFFENSES	UCR	SEX	AGE						TOT	RACE			
			Under 10	10-12	13-14	15	16	17		WHT	BLK	IND	ASN
DISORDERLY CONDUCT	24	M					1	5	6	3		3	
		F											
VAGRANCY	25	M											
		F											
ALL OTHER	26	M			2	4	3	1	10	7		3	
		F			1			4	5	3		2	
SUSPICION	27	M											
		F											
CURFEW	28	M											
		F											
RUN-AWAYS	29	M				2	1		3	2		1	
		F		1	4		3	2	10	4	1	4	1
TOTAL BY SEX		M	2	7	19	25	20	24	97	62	5	29	1
		F		7	15	6	20	27	75	38	2	34	1
GRAND TOTAL			**2**	**14**	**34**	**31**	**40**	**51**	**172**	**100**	**7**	**63**	**2**

AGENCY: JUNEAU POLICE DEPARTMENT

Calendar Year: 2011

AGE, SEX AND RACE OF PERSONS ARRESTED
18 Years of age and over

CLASSIFICATIONS OF OFFENSES	UCR	SEX	AGE																TOT	RACE			
			18	19	20	21	22	23	24	25 29	30 34	35 39	40 44	45 49	50 54	55 59	60 64	65 OV		WHT	BLK	IND	ASN
MURDER/NONNEG MANSLAUGHTER	01A	M																					
		F																					
MANSLAUGHTER BY NEGLIGENCE	01B	M																					
		F																					
RAPE BY FORCE	02	M																					
		F																					
ROBBERY	03	M				3		1		2	1	2						1	10	4		6	
		F				1	1												2	2			
AGGRAVATED ASSAULT	04	M		2	2		1	2	1	8	4	4		3	3	1	1	2	34	16		16	2
		F		1			1			5		2	2	3					14	6		8	
BURGLARY	05	M	2	1	1					4		1			2				11	9		1	1
		F																					
LARCENY	06	M	7	4	5	3	7	5	3	9	8	6	6	4	4	2	1		74	29	5	39	1
		F	3	4	3	6	1	3	3	13	6	3	4	1	2		1	1	54	30	1	22	1
MOTOR VEHICLE THEFT	07	M		3	1			1		3	1			1	2				12	7		4	1
		F									1								1			1	
OTHER ASSAULTS	08	M	7	13	8	7	5	4	9	35	23	30	37	32	11	5		2	228	103	12	101	12
		F		6		3	6	4		12	7	10	2	10	9	2	2		73	19		54	
ARSON	09	M									1								1			1	
		F																					
FORGERY	10	M																					
		F																					
FRAUD	11	M		1		1							1	2					5	4		1	
		F							1		1	1		1					4	2		2	
EMBEZZLEMENT	12	M								1									1	1			
		F					2	1											3	2			1
STOLEN PROPERTY	13	M																					
		F		1		1													2	1		1	
VANDALISM	14	M	2	1	1	4		2		14	4	2	1	2	1				34	16		14	4
		F		1			2		1						1	1			6	4		2	
WEAPONS	15	M		2			1			4	1					1			9	5		4	
		F											1						1	1			
PROSTITUTION	16	M																					
		F																					
SEX OFFENSES	17	M								2		1		2	2				7	4		3	
		F																					

AGENCY: JUNEAU POLICE DEPARTMENT

Calendar Year: 2011

AGE, SEX AND RACE OF PERSONS ARRESTED
18 Years of age and over

CLASSIFICATIONS OF OFFENSES	UCR	SEX	AGE																TOT	RACE			
			18	19	20	21	22	23	24	25 29	30 34	35 39	40 44	45 49	50 54	55 59	60 64	65 OV		WHT	BLK	IND	ASN
DRUG/SALE/MAN	180	M			2		1		1	1	1		1		1				8	5	1	2	
		F				1				1	1			2					5	5			
NARCOTICS	180a	M					1						1						2	1	1		
		F				1								1					2	2			
MARIJUANA	180b	M			2				1	1					1				5	3		2	
		F									1								1	1			
SYNTHETIC NARC	180c	M									1								1	1			
		F								1				1					2	2			
OTHER/NON-NARC	180d	M																					
		F																					
DRUG/POSSESSION	185	M	8	4	4	1			1	8	2	2	2		1		1		34	18	1	11	4
		F			1				1			2							4	3		1	
NARCOTICS	185e	M																					
		F										1							1	1			
MARIJUANA	185f	M	7	3	3	1			1	6	1	2	1						25	12	1	8	4
		F			1				1			1							3	2		1	
SYNTHETIC NARC	185g	M	1	1	1					1	1		1		1		1		8	5		3	
		F																					
OTHER/NON-NARC	185h	M								1									1	1			
		F																					
GAMBLING	19	M																					
		F																					
BOOKMAKING	19a	M																					
		F																					
NUMBERS	19b	M																					
		F																					
OTHER GAMBLING	19c	M																					
		F																					
FAMILY/CHILD	20	M	1																1			1	
		F				1							1						2	1		1	
DRIVING INFLUENCE	21	M	4	5	1	6	7	5	5	21	18	17	22	11	11	4		1	138	99	2	31	6
		F	2	2	1	1	1	2	2	14	6	5	8	7	4			1	56	38		18	
LIQUOR LAWS	22	M	26	28	20					1	1	1	1	1	1				80	29		48	3
		F	10	9	12					1									32	13		19	
DRUNKENNESS	23	M																					
		F																					

AGENCY: JUNEAU POLICE DEPARTMENT

Calendar Year: 2011

AGE, SEX AND RACE OF PERSONS ARRESTED
18 Years of age and over

CLASSIFICATIONS OF OFFENSES	UCR	SEX	AGE																TOT	RACE			
			18	19	20	21	22	23	24	25 29	30 34	35 39	40 44	45 49	50 54	55 59	60 64	65 OV		WHT	BLK	IND	ASN
DISORDERLY CONDUCT	24	M		1			1		1	2	3	3	1	2	3				17	3	1	13	
		F										1							1			1	
VAGRANCY	25	M									1			1					2			2	
		F																					
ALL OTHER	26	M	6	13	15	14	23	25	8	67	43	22	26	37	14	2		6	321	164	13	134	10
		F	1	5	5	10	8	7	6	14	9	16	6	12	10	2		1	112	52		60	
SUSPICION	27	M																					
		F																					
CURFEW	28	M																					
		F																					
TOTAL BY SEX		M	63	78	60	39	46	45	29	182	112	91	98	98	56	15	3	12	1027	516	35	432	44
		F	16	29	22	24	22	17	14	60	31	40	24	36	26	5	3	3	372	179	1	190	2
GRAND TOTAL			**79**	**107**	**82**	**63**	**68**	**62**	**43**	**242**	**143**	**131**	**122**	**134**	**82**	**20**	**6**	**15**	**1399**	**695**	**36**	**622**	**46**

AGENCY: JUNEAU POLICE DEPARTMENT Calendar Year: 2011

ARSON OFFENSES KNOWN TO LAW ENFORCEMENT

1 Property Classification	2 Offenses Reported or Known to Police (Include Unfounded and attempts)	3 Unfounded, i.e. False or Baseless Complaints	4 Number of Actual Offenses (Column 2 Minus Column 3) (Include Attempts)	5 Total Offenses Cleared by Arrest or Exceptional Means (Include Column 6)	6 Number of Clearances Involving Only Persons Under 18 Years of Age	7 Offenses Where Structures Uninhabited, Abandoned, or not Normally in Use	8 Estimated Value of Property Damage
STRUCTURAL							
A. Single Occupancy Residential: Houses, Townhouses, Duplexes, etc.							
B. Other Residential: Apartments, Tenements, Flats, Hotels, Motels, Inns, Dormitories, Boarding Houses, etc.	1		1	1			$35,000
C. Storage: Barns, Garages, Warehouses, etc.							
D. Industrial/Manufacturing:							
E. Other Commercial: Stores, Restaurants, Offices, etc.	1		1				$12
F. Community/Public: Churches, Jails, Schools, Colleges, Hosptials, etc.	3		3			1	$13,050
G. All Other Structure: Out Buildings, Monuments, Buildings Under Constructions, etc.	4	1	3				$2,445
TOTAL	9	1	8	1		1	$50,507
MOBILE							
H. Motor Vehicles: Automoblies, Trucks, Buses, Motorcycles, etc. UCR Definition	5		5	3			$154,970
I. Other Mobile Property: Trailers, Recreational Vehicles, Airplanes, Boats, etc.							
TOTAL	5		5	3			$154,970
OTHER							
J. TOTAL OTHER Crops, Timber, Fences, Signs, etc.	5		5	2	2	2	$3,928
TOTAL	5		5	2	2	2	$3,928
GRAND TOTAL	**19**	**1**	**18**	**6**	**2**	**3**	**$209,405**

AGENCY: JUNEAU POLICE DEPARTMENT Calendar Year: 2011

LAW ENFORCEMENT OFFICERS KILLED OR ASSAULTED

Type of Activity	Total assaults by weapon	Type of Weapon				Type of Assignment							Officer assaults cleared
		Firearm	Knife or other cutting instru-ment	Other danger-ous weapon	Hands, fists, feet, etc.	Two-officer vehicle	One-officer vehicle		Detective or special assgn.		Other		
							Alone	Asst	Alone	Ast	Alone	Asst	
	A	B	C	D	E	F	G	H	I	J	K	L	M
1. Responding to disturbance calls (family quarrels, person with firearm, etc.	22				22	1	1	19				1	22
2. Burglaries in progress or pursuing burglary suspects													
3. Robberies in progress or pursuing robbery suspects													
4. Attempting other arrests	2		1		1	1		1					2
5. Civil disorder (riot, mass disobedience, etc.)													
6. Handling, transporting, custody of prisoners	2				2		1	1					2
7. Investigating suspicious persons or circumstances	6			1	5	1	2	2				1	6
8. Ambush – no warning													
9. Mentally deranged	1				1		1						1
10. Traffic pursuits and stops													
11. All other	3				3		1				2		3
12. TOTAL (1-11)	**36**		**1**	**1**	**34**	**3**	**6**	**23**			**2**	**2**	**36**
13. Number with person injury	10				10								
14. Number without personal injury	26		1	1	24								

15. TIME OF ASSAULTS	12 AM	2 AM	4 AM	6 AM	8 AM	10 AM	NOON	2 PM	4 PM	6 PM	8 PM	10 PM	UNK
	3	3	3	3		3	1	1	2	9	1	7	

THIS PAGE INTENTIONALLY LEFT BLANK

AGENCY: KENAI POLICE DEPARTMENT CALENDAR YEAR 2011

OFFENSES KNOWN TO LAW ENFORCEMENT

(1) Classification of Offense	(2) Offenses Reported	(3) Unfounded Offenses	(4) Actual Offenses	(5) Offenses Cleared	(6) Juveniles Only
CRIMINAL HOMICIDE					
MURDER/NONNEG MANSLAUGHTER					
MANSLAUGHTER BY NEGLIGENCE					
TOTAL					
FORCIBLE RAPE					
RAPE BY FORCE	2		2	1	
ATTEMPTED FORCIBLE RAPE	1		1		
TOTAL	3		3	1	
ROBBERY					
FIREARM					
KNIFE/CUTTING INSTRUMENT					
OTHER DANGEROUS WEAPON					
STRONG-ARM (HANDS, FISTS)					
TOTAL					
ASSAULT					
FIREARM	2		2	2	
KNIFE OR CUTTING INSTRUMENT	3		3	3	1
OTHER DANGEROUS WEAPON	8		8	9	
HANDS, FIST, FEET, AGGRAVATED	5		5	2	
OTHER ASSAULTS - SIMPLE	149	5	144	99	14
TOTAL	167	5	162	115	15
BURGLARY					
FORCIBLE ENTRY	9		9	3	1
UNLAWFUL ENTRY - NO FORCE	10	1	9	3	
ATTEMPTED FORCIBLE ENTRY					
TOTAL	19	1	18	6	1
LARCENY-THEFT					
THEFT (EX MOTOR VEHICLE)	216	13	203	59	8
TOTAL	216	13	203	59	8
MOTOR VEHICLE THEFT					
AUTOS	7	2	5	2	
TRUCKS AND BUSES					
OTHER VEHICLES	2		2		
TOTAL	9	2	7	2	
GRAND TOTAL	**414**	**21**	**393**	**183**	**24**

AGENCY: KENAI POLICE DEPARTMENT

Calendar Year: 2011

PROPERTY STOLEN BY CLASSIFICATION

CLASSIFICATION OF OFFENSES	NUMBER ACTUAL OFFENSES		VALUE OF PROPERTY STOLEN	
MURDER/NONNEG MANSLAUGHTER				
FORCIBLE RAPE	3			
ROBBERY				
HIGHWAY (STREET, ALLEYS, ETC.)				
COMMERCIAL HOUSE				
GAS OR SERVICE STATION				
CONVENIENCE STORE				
RESIDENCE				
BANK				
MISCELLANEOUS				
TOTAL ROBBERY				
BURGLARY				
RESIDENCE (DWELLING)				
NIGHT (6PM-6AM)	13		$ 16,310	
DAY (6AM-6PM)				
UNKNOWN				
NON-RESIDENCE (STORE ETC.)				
NIGHT (6PM-6AM)	5			
DAY (6AM-6PM)				
UNKNOWN				
TOTAL BURGLARY	18		$ 16,310	
LARCENY-THEFT				
$200 AND OVER	46		$ 58,448	
$50 TO $200	28		$ 2,522	
UNDER $50	129		$ 508	
TOTAL	203		$ 61,478	
6X. NATURE OF LARCENIES UNDER ITEM 6				
POCKET-PICKING				
PURSE-SNATCHING		1		$ 70
SHOPLIFTING		42		$ 1,516
FROM MOTOR VEHICLE		18		$ 15,808
MOTOR VEHICLE PARTS & ACCESSORIES		2		$ 1,050
BICYCLES		8		$ 990
FROM BUILDING(EX C&H)		78		$ 27,906
FROM COIN-OP MACHINES				
ALL OTHER		54		$ 14,138
TOTAL LARCENY		203		$ 61,478
MOTOR VEHICLE THEFT	7		$ 24,450	
STOLEN & RECOVERED LOCALLY	3			
STOLEN LOCALLY & RECOVERED OTHER	1			
TOTAL STOLEN OTHER & RECOVERED LOCAL	4			
STOLEN IN OTHER JURIS & RECOVERED LOCALLY	2			
TOTAL MOTOR VEHICLE THEFT	7		$ 24,450	
GRAND TOTAL	**231**		**$ 102,238**	

AGENCY: KENAI POLICE DEPARTMENT

Calendar Year: 2011

PROPERTY BY TYPE AND VALUE

Type of Property	Monetary Value of Property Stolen in Your Jurisdiction	
(1)	STOLEN (2)	RECOVERED (3)
CURRENCY, NOTES, ETC.	$ 3,125	$ 393
JEWELRY & PRECIOUS METALS	$ 34,075	$ 2,575
CLOTHING AND FURS	$ 1,572	$ 476
LOCALLY STOLEN MOTOR VEHICLE	$ 25,850	$ 15,000
OFFICE EQUIPMENT	$ 3,058	$ 298
TV, RADIOS, CAMERAS, ETC.	$ 2,095	$ 270
FIREARMS	$ 1,450	$ 250
HOUSEHOLD GOODS	$ 950	$ 150
CONSUMABLE GOODS	$ 1,522	$ 729
LIVESTOCK		
MISCELLANEOUS	$ 28,541	$ 1,600
GRAND TOTAL	**$ 102,238**	**$ 21,741**

AGENCY: KENAI POLICE DEPARTMENT

Calendar Year: 2011

AGE, SEX AND RACE OF PERSONS ARRESTED
under 18 Years of age

CLASSIFICATIONS OF OFFENSES	UCR	SEX	AGE						TOT	RACE			
			Under 10	10-12	13-14	15	16	17		WHT	BLK	IND	ASN
MURDER/NONNEG MANSLAUGHTER	01A	M											
		F											
MANSLAUGHTER BY NEGLIGENCE	01B	M											
		F											
RAPE BY FORCE	02	M											
		F											
ROBBERY	03	M											
		F											
AGGRAVATED ASSAULT	04	M			1				1	1			
		F											
BURGLARY	05	M											
		F											
LARCENY	06	M				2	1	2	5	4		1	
		F			3		1		4	3		1	
MOTOR VEHICLE THEFT	07	M											
		F											
OTHER ASSAULTS	08	M		2	4	1	1	1	9	7		2	
		F						1	1	1			
ARSON	09	M											
		F											
FORGERY	10	M											
		F											
FRAUD	11	M											
		F											
EMBEZZLEMENT	12	M											
		F											
STOLEN PROPERTY	13	M											
		F											
VANDALISM	14	M		3	3	1		1	8	6		2	
		F											
WEAPONS	15	M											
		F											
PROSTITUTION	16	M											
		F											
SEX OFFENSES	17	M											
		F											

AGENCY: KENAI POLICE DEPARTMENT

Calendar Year: 2011

AGE, SEX AND RACE OF PERSONS ARRESTED
under 18 Years of age

CLASSIFICATIONS OF OFFENSES	UCR	SEX	AGE						TOT	RACE			
			Under 10	10-12	13-14	15	16	17		WHT	BLK	IND	ASN
DRUG/SALE/MAN	180	M											
		F											
NARCOTICS	180a	M											
		F											
MARIJUANA	180b	M											
		F											
SYNTHETIC NARC	180c	M											
		F											
OTHER/NON-NARC	180d	M											
		F											
DRUG/POSSESSION	185	M			2	2	3	5	12	10		2	
		F			2		1	1	4	4			
NARCOTICS	185e	M											
		F											
MARIJUANA	185f	M			2	2	3	5	12	10		2	
		F			2		1	1	4	4			
SYNTHETIC NARC	185g	M											
		F											
OTHER/NON-NARC	185h	M											
		F											
GAMBLING	19	M											
		F											
BOOKMAKING	19a	M											
		F											
NUMBERS	19b	M											
		F											
OTHER GAMBLING	19c	M											
		F											
FAMILY/CHILD	20	M											
		F											
DRIVING INFLUENCE	21	M											
		F						1	1	1			
LIQUOR LAWS	22	M				3	2	2	7	6		1	
		F			1	2	3	5	11	10		1	
DRUNKENNESS	23	M											
		F											

AGENCY: KENAI POLICE DEPARTMENT

Calendar Year: 2011

AGE, SEX AND RACE OF PERSONS ARRESTED
under 18 Years of age

CLASSIFICATIONS OF OFFENSES	UCR	SEX	AGE						TOT	RACE			
			Under 10	10-12	13-14	15	16	17		WHT	BLK	IND	ASN
DISORDERLY CONDUCT	24	M		2			1		3	3			
		F		1					1	1			
VAGRANCY	25	M											
		F											
ALL OTHER	26	M					1	1	2	2			
		F					1	3	4	3		1	
SUSPICION	27	M											
		F											
CURFEW	28	M											
		F											
RUN-AWAYS	29	M											
		F											
TOTAL BY SEX		M		7	10	9	9	12	47	39		8	
		F		1	6	2	6	11	26	23		3	
GRAND TOTAL				**8**	**16**	**11**	**15**	**23**	**73**	**62**		**11**	

AGENCY: KENAI POLICE DEPARTMENT

Calendar Year: 2011

AGE, SEX AND RACE OF PERSONS ARRESTED
18 Years of age and over

CLASSIFICATIONS OF OFFENSES	UCR	SEX	AGE																TOT	RACE			
			18	19	20	21	22	23	24	25 29	30 34	35 39	40 44	45 49	50 54	55 59	60 64	65 OV		WHT	BLK	IND	ASN
MURDER/NONNEG MANSLAUGHTER	01A	M																					
		F																					
MANSLAUGHTER BY NEGLIGENCE	01B	M																					
		F																					
RAPE BY FORCE	02	M																					
		F																					
ROBBERY	03	M																					
		F																					
AGGRAVATED ASSAULT	04	M								3		1		2					6	5		1	
		F									1	1	1						3	3			
BURGLARY	05	M				1				2	1								4	4			
		F					1				1								2	2			
LARCENY	06	M	4	3		3	4	1	1	3	2	1		1	1				24	21		3	
		F	2		1	1	1		2	5	3		1			1			17	15		2	
MOTOR VEHICLE THEFT	07	M								1			1						2	2			
		F																					
OTHER ASSAULTS	08	M	2	2	1	1	1	1	3	8	1	5	6	8	6	2	3	2	52	37		14	1
		F				1			1	4	2	1		2				1	12	9		2	1
ARSON	09	M																					
		F																					
FORGERY	10	M																					
		F																					
FRAUD	11	M																					
		F																					
EMBEZZLEMENT	12	M																					
		F																					
STOLEN PROPERTY	13	M								1									1	1			
		F	1																1			1	
VANDALISM	14	M	1	4				1			1	1		1					9	9			
		F									1			1	2				4	3		1	
WEAPONS	15	M	3						1		1	2		1	1	1			10	9		1	
		F																					
PROSTITUTION	16	M																					
		F																					
SEX OFFENSES	17	M												1		1			2	1		1	
		F																					

AGENCY: KENAI POLICE DEPARTMENT

Calendar Year: 2011

AGE, SEX AND RACE OF PERSONS ARRESTED
18 Years of age and over

CLASSIFICATIONS OF OFFENSES	UCR	SEX	AGE																TOT	RACE			
			18	19	20	21	22	23	24	25 29	30 34	35 39	40 44	45 49	50 54	55 59	60 64	65 OV		WHT	BLK	IND	ASN
DRUG/SALE/MAN	180	M			1														1		1		
		F										1							1	1			
NARCOTICS	180a	M																					
		F																					
MARIJUANA	180b	M																					
		F										1							1	1			
SYNTHETIC NARC	180c	M			1														1		1		
		F																					
OTHER/NON-NARC	180d	M																					
		F																					
DRUG/POSSESSION	185	M	5	6	2	2	3	1	2	10	5		2	4	2		1		45	41		4	
		F	2	1	2	2				2	3	2	1	2		1			18	17			1
NARCOTICS	185e	M																					
		F																					
MARIJUANA	185f	M	5	6	2	2	3	1	2	5	5		2	4	2				39	35		4	
		F	2	1		2					2	2	1	2					12	12			
SYNTHETIC NARC	185g	M								4							1		5	5			
		F			1					2						1			4	4			
OTHER/NON-NARC	185h	M								1									1	1			
		F			1						1								2	1			1
GAMBLING	19	M																					
		F																					
BOOKMAKING	19a	M																					
		F																					
NUMBERS	19b	M																					
		F																					
OTHER GAMBLING	19c	M																					
		F																					
FAMILY/CHILD	20	M				1								1					2	2			
		F							1	1		1							3	3			
DRIVING INFLUENCE	21	M	1	1	1	2	2		1	7	2	4	4	1	6		2	2	36	33	1	2	
		F			2	1		1		1	3	2	2	5	1	1			19	18		1	
LIQUOR LAWS	22	M	7	8	4	1		1			1		1			2			25	23		2	
		F	6	5	1														12	10		2	
DRUNKENNESS	23	M																					
		F																					

AGENCY: KENAI POLICE DEPARTMENT

Calendar Year: 2011

AGE, SEX AND RACE OF PERSONS ARRESTED
18 Years of age and over

CLASSIFICATIONS OF OFFENSES	UCR	SEX	AGE																TOT	RACE			
			18	19	20	21	22	23	24	25 29	30 34	35 39	40 44	45 49	50 54	55 59	60 64	65 OV		WHT	BLK	IND	ASN
DISORDERLY CONDUCT	24	M				2				1	2		3	2		1	1		12	8		4	
		F											1	1					2	1		1	
VAGRANCY	25	M																					
		F																					
ALL OTHER	26	M	1	8	9	8	5	9	6	34	14	17	15	18	8	6	6	5	169	145	3	19	2
		F	2	2	8	6	5	4	1	15	14	8	7	1	5	1	2		81	65		16	
SUSPICION	27	M																					
		F																					
CURFEW	28	M																					
		F																					
TOTAL BY SEX		M	24	32	18	21	15	14	14	70	30	31	32	40	24	13	13	9	400	341	5	51	3
		F	13	8	14	11	7	5	5	28	28	16	13	12	8	4	2	1	175	147		26	2
GRAND TOTAL			**37**	**40**	**32**	**32**	**22**	**19**	**19**	**98**	**58**	**47**	**45**	**52**	**32**	**17**	**15**	**10**	**575**	**488**	**5**	**77**	**5**

AGENCY: KENAI POLICE DEPARTMENT Calendar Year: 2011

ARSON OFFENSES KNOWN TO LAW ENFORCEMENT

1 Property Classification	2 Offenses Reported or Known to Police (Include Unfounded and attempts)	3 Unfounded, i.e. False or Baseless Complaints	4 Number of Actual Offenses (Column 2 Minus Column 3) (Include Attempts)	5 Total Offenses Cleared by Arrest or Exceptional Means (Include Column 6)	6 Number of Clearances Involving Only Persons Under 18 Years of Age	7 Offenses Where Structures Uninhabited, Abandoned, or not Normally in Use	8 Estimated Value of Property Damage
STRUCTURAL							
A. Single Occupancy Residential: Houses, Townhouses, Duplexes, etc.							
B. Other Residential: Apartments, Tenements, Flats, Hotels, Motels, Inns, Dormitories, Boarding Houses, etc.							
C. Storage: Barns, Garages, Warehouses, etc.							
D. Industrial/Manufacturing:							
E. Other Commercial: Stores, Restaurants, Offices, etc.							
F. Community/Public: Churches, Jails, Schools, Colleges, Hosptials, etc.							
G. All Other Structure: Out Buildings, Monuments, Buildings Under Constructions, etc.							
TOTAL							
MOBILE							
H. Motor Vehicles: Automoblies, Trucks, Buses, Motorcycles, etc. UCR Definition							
I. Other Mobile Property: Trailers, Recreational Vehicles, Airplanes, Boats, etc.							
TOTAL							
OTHER							
J. TOTAL OTHER Crops, Timber, Fences, Signs, etc.							
TOTAL							
GRAND TOTAL							

AGENCY: KENAI POLICE DEPARTMENT

Calendar Year: 2011

LAW ENFORCEMENT OFFICERS KILLED OR ASSAULTED

Type of Activity	Total assaults by weapon	Type of Weapon				Type of Assignment							Officer assaults cleared
		Firearm	Knife or other cutting instru-ment	Other danger-ous weapon	Hands, fists, feet, etc.	Two-officer vehicle	One-officer vehicle		Detective or special assgn.		Other		
							Alone	Asst	Alone	Ast	Alone	Asst	
	A	B	C	D	E	F	G	H	I	J	K	L	M
1. Responding to disturbance calls (family quarrels, person with firearm, etc.													
2. Burglaries in progress or pursuing burglary suspects													
3. Robberies in progress or pursuing robbery suspects													
4. Attempting other arrests													
5. Civil disorder (riot, mass disobedience, etc.)													
6. Handling, transporting, custody of prisoners	1				1		1						1
7. Investigating suspicious persons or circumstances	1				1			1					1
8. Ambush – no warning													
9. Mentally deranged													
10. Traffic pursuits and stops	1				1			1					1
11. All other													
12. TOTAL (1-11)	**3**				**3**		**1**	**2**					**3**
13. Number with person injury	1				1								
14. Number without personal injury	2				2								

15. TIME OF ASSAULTS	12 AM	2 AM	4 AM	6 AM	8 AM	10 AM	NOON	2 PM	4 PM	6 PM	8 PM	10 PM	UNK
	1							1				1	

THIS PAGE INTENTIONALLY LEFT BLANK

AGENCY: KETCHIKAN POLICE DEPARTMENT CALENDAR YEAR 2011

OFFENSES KNOWN TO LAW ENFORCEMENT

(1) Classification of Offense	(2) Offenses Reported	(3) Unfounded Offenses	(4) Actual Offenses	(5) Offenses Cleared	(6) Juveniles Only
CRIMINAL HOMICIDE					
MURDER/NONNEG MANSLAUGHTER					
MANSLAUGHTER BY NEGLIGENCE					
TOTAL					
FORCIBLE RAPE					
RAPE BY FORCE	4		4		
ATTEMPTED FORCIBLE RAPE	3		3		
TOTAL	7		7		
ROBBERY					
FIREARM					
KNIFE/CUTTING INSTRUMENT					
OTHER DANGEROUS WEAPON					
STRONG-ARM (HANDS, FISTS)	2		2	1	
TOTAL	2		2	1	
ASSAULT					
FIREARM	6		6	3	
KNIFE OR CUTTING INSTRUMENT	6		6	4	
OTHER DANGEROUS WEAPON	6		6	4	1
HANDS, FIST, FEET, AGGRAVATED	2	1	1	1	
OTHER ASSAULTS - SIMPLE	119	4	115	95	12
TOTAL	139	5	134	107	13
BURGLARY					
FORCIBLE ENTRY	17		17	8	3
UNLAWFUL ENTRY - NO FORCE	19		19	6	1
ATTEMPTED FORCIBLE ENTRY					
TOTAL	36		36	14	4
LARCENY-THEFT					
THEFT (EX MOTOR VEHICLE)	415	27	388	115	39
TOTAL	415	27	388	115	39
MOTOR VEHICLE THEFT					
AUTOS	15	1	14	2	1
TRUCKS AND BUSES	4		4	1	
OTHER VEHICLES	1		1		
TOTAL	20	1	19	3	1
GRAND TOTAL	**619**	**33**	**586**	**240**	**57**

AGENCY: KETCHIKAN POLICE DEPARTMENT

Calendar Year: 2011

PROPERTY STOLEN BY CLASSIFICATION

CLASSIFICATION OF OFFENSES	NUMBER ACTUAL OFFENSES		VALUE OF PROPERTY STOLEN	
MURDER/NONNEG MANSLAUGHTER				
FORCIBLE RAPE	7			
ROBBERY				
HIGHWAY (STREET, ALLEYS, ETC.)				
COMMERCIAL HOUSE				
GAS OR SERVICE STATION				
CONVENIENCE STORE	1		$ 50	
RESIDENCE				
BANK				
MISCELLANEOUS	1		$ 445	
TOTAL ROBBERY	2		$ 495	
BURGLARY				
RESIDENCE (DWELLING)				
NIGHT (6PM-6AM)	6		$ 890	
DAY (6AM-6PM)	5		$ 5,918	
UNKNOWN	5		$ 3,550	
NON-RESIDENCE (STORE ETC.)				
NIGHT (6PM-6AM)	14		$ 26,166	
DAY (6AM-6PM)	4		$ 37,234	
UNKNOWN	2		$ 4,648	
TOTAL BURGLARY	36		$ 78,406	
LARCENY-THEFT				
$200 AND OVER	138		$ 160,559	
$50 TO $200	109		$ 11,209	
UNDER $50	141		$ 2,875	
TOTAL	388		$ 174,643	
6X. NATURE OF LARCENIES UNDER ITEM 6				
POCKET-PICKING				
PURSE-SNATCHING				
SHOPLIFTING		96		$ 32,911
FROM MOTOR VEHICLE		104		$ 27,800
MOTOR VEHICLE PARTS & ACCESSORIES		7		$ 1,092
BICYCLES		5		$ 980
FROM BUILDING(EX C&H)		111		$ 67,261
FROM COIN-OP MACHINES		1		$ 49
ALL OTHER		64		$ 44,550
TOTAL LARCENY		388		$ 174,643
MOTOR VEHICLE THEFT	17		$ 39,700	
STOLEN & RECOVERED LOCALLY	8			
STOLEN LOCALLY & RECOVERED OTHER				
TOTAL STOLEN OTHER & RECOVERED LOCAL	8			
STOLEN IN OTHER JURIS & RECOVERED LOCALLY				
TOTAL MOTOR VEHICLE THEFT	17		$ 39,700	
GRAND TOTAL	**450**		**$ 293,244**	

AGENCY: KETCHIKAN POLICE DEPARTMENT Calendar Year: 2011

PROPERTY BY TYPE AND VALUE

Type of Property	Monetary Value of Property Stolen in Your Jurisdiction	
(1)	STOLEN (2)	RECOVERED (3)
CURRENCY, NOTES, ETC.	$ 68,506	$ 616
JEWELRY & PRECIOUS METALS	$ 48,956	$ 34,359
CLOTHING AND FURS	$ 11,002	$ 1,153
LOCALLY STOLEN MOTOR VEHICLE	$ 39,700	$ 32,500
OFFICE EQUIPMENT	$ 28,482	$ 11,356
TV, RADIOS, CAMERAS, ETC.	$ 31,943	$ 7,016
FIREARMS	$ 6,660	
HOUSEHOLD GOODS	$ 13,387	$ 2,209
CONSUMABLE GOODS	$ 9,193	$ 1,769
LIVESTOCK		
MISCELLANEOUS	$ 35,415	$ 6,258
GRAND TOTAL	**$ 293,244**	**$ 97,236**

AGENCY: KETCHIKAN POLICE DEPARTMENT

Calendar Year: 2011

AGE, SEX AND RACE OF PERSONS ARRESTED
under 18 Years of age

CLASSIFICATIONS OF OFFENSES	UCR	SEX	AGE						TOT	RACE			
			Under 10	10-12	13-14	15	16	17		WHT	BLK	IND	ASN
MURDER/NONNEG MANSLAUGHTER	01A	M											
		F											
MANSLAUGHTER BY NEGLIGENCE	01B	M											
		F											
RAPE BY FORCE	02	M					2	1	3	2		1	
		F											
ROBBERY	03	M											
		F											
AGGRAVATED ASSAULT	04	M		1					1	1			
		F											
BURGLARY	05	M				2	1	1	4	3		1	
		F			1	1			2	2			
LARCENY	06	M		1	5	5	4	4	19	14	1	4	
		F			10	4	5	1	20	10		10	
MOTOR VEHICLE THEFT	07	M					2		2			2	
		F											
OTHER ASSAULTS	08	M			1	1		3	5	3		2	
		F			3	1	1	1	6	2		4	
ARSON	09	M											
		F											
FORGERY	10	M						1	1	1			
		F											
FRAUD	11	M											
		F				1			1	1			
EMBEZZLEMENT	12	M											
		F											
STOLEN PROPERTY	13	M											
		F											
VANDALISM	14	M											
		F											
WEAPONS	15	M											
		F											
PROSTITUTION	16	M											
		F											
SEX OFFENSES	17	M		1					1	1			
		F											

AGENCY: KETCHIKAN POLICE DEPARTMENT

Calendar Year: 2011

AGE, SEX AND RACE OF PERSONS ARRESTED
under 18 Years of age

CLASSIFICATIONS OF OFFENSES	UCR	SEX	AGE						TOT	RACE			
			Under 10	10-12	13-14	15	16	17		WHT	BLK	IND	ASN
DRUG/SALE/MAN	180	M											
		F											
NARCOTICS	180a	M											
		F											
MARIJUANA	180b	M											
		F											
SYNTHETIC NARC	180c	M											
		F											
OTHER/NON-NARC	180d	M											
		F											
DRUG/POSSESSION	185	M		1			4	1	6	5			1
		F				1			1	1			
NARCOTICS	185e	M											
		F											
MARIJUANA	185f	M		1			4	1	6	5			1
		F				1			1	1			
SYNTHETIC NARC	185g	M											
		F											
OTHER/NON-NARC	185h	M											
		F											
GAMBLING	19	M											
		F											
BOOKMAKING	19a	M											
		F											
NUMBERS	19b	M											
		F											
OTHER GAMBLING	19c	M											
		F											
FAMILY/CHILD	20	M											
		F											
DRIVING INFLUENCE	21	M											
		F											
LIQUOR LAWS	22	M			3	1	6	4	14	9		5	
		F			5	6		5	16	13		2	1
DRUNKENNESS	23	M											
		F											

AGENCY: KETCHIKAN POLICE DEPARTMENT

Calendar Year: 2011

AGE, SEX AND RACE OF PERSONS ARRESTED
under 18 Years of age

CLASSIFICATIONS OF OFFENSES	UCR	SEX	AGE						TOT	RACE			
			Under 10	10-12	13-14	15	16	17		WHT	BLK	IND	ASN
DISORDERLY CONDUCT	24	M											
		F						1	1	1			
VAGRANCY	25	M				1	1		2	1		1	
		F		1		2			3	3			
ALL OTHER	26	M			1	3		1	5	4		1	
		F						1	1	1			
SUSPICION	27	M											
		F											
CURFEW	28	M			8	7	2	3	20	11		9	
		F		1	3	3	2	1	10	7		3	
RUN-AWAYS	29	M		2	8	26	7	14	57	33		23	1
		F		1	25	6	14	1	47	32		15	
TOTAL BY SEX		M		6	26	46	29	33	140	88	1	49	2
		F		3	47	25	22	11	108	73		34	1
GRAND TOTAL				**9**	**73**	**71**	**51**	**44**	**248**	**161**	**1**	**83**	**3**

AGENCY: KETCHIKAN POLICE DEPARTMENT

Calendar Year: 2011

AGE, SEX AND RACE OF PERSONS ARRESTED
18 Years of age and over

CLASSIFICATIONS OF OFFENSES	UCR	SEX	AGE																TOT	RACE			
			18	19	20	21	22	23	24	25 29	30 34	35 39	40 44	45 49	50 54	55 59	60 64	65 OV		WHT	BLK	IND	ASN
MURDER/NONNEG MANSLAUGHTER	01A	M																					
		F																					
MANSLAUGHTER BY NEGLIGENCE	01B	M																					
		F																					
RAPE BY FORCE	02	M									1								1			1	
		F																					
ROBBERY	03	M								1									1	1			
		F																					
AGGRAVATED ASSAULT	04	M				1				3	1			1	2				8	7		1	
		F											1						1	1			
BURGLARY	05	M	1	2	1					2	1								7	6		1	
		F								1	1								2			2	
LARCENY	06	M	5	6	3	1	5	3		6	3	1	2	3	4	1			43	33		9	1
		F			1			3	1	5	6	2	3		4		1		26	18		7	1
MOTOR VEHICLE THEFT	07	M			1														1			1	
		F																					
OTHER ASSAULTS	08	M		1			4		2	9	10	5	7	5	4				47	19	1	22	5
		F		1	2	2	1	1		3	2	1	1		1	1	1		17	9		6	2
ARSON	09	M								1									1			1	
		F																					
FORGERY	10	M																					
		F																					
FRAUD	11	M					1							1			1		3	2		1	
		F											1						1			1	
EMBEZZLEMENT	12	M																					
		F																					
STOLEN PROPERTY	13	M																					
		F																					
VANDALISM	14	M		1	2				1	2	1				1				8	6		2	
		F																					
WEAPONS	15	M						1		2		1	1	1					6	5		1	
		F																					
PROSTITUTION	16	M																					
		F																					
SEX OFFENSES	17	M																					
		F																					

AGENCY: KETCHIKAN POLICE DEPARTMENT

Calendar Year: 2011

AGE, SEX AND RACE OF PERSONS ARRESTED
18 Years of age and over

CLASSIFICATIONS OF OFFENSES	UCR	SEX	AGE																TOT	RACE			
			18	19	20	21	22	23	24	25 29	30 34	35 39	40 44	45 49	50 54	55 59	60 64	65 OV		WHT	BLK	IND	ASN
DRUG/SALE/MAN	180	M									2		2	1					5	5			
		F						1					1						2	2			
NARCOTICS	180a	M																					
		F																					
MARIJUANA	180b	M									1								1	1			
		F						1											1	1			
SYNTHETIC NARC	180c	M									1		2	1					4	4			
		F											1						1	1			
OTHER/NON-NARC	180d	M																					
		F																					
DRUG/POSSESSION	185	M	2	1		1	1	1	1	3	2			1	1				14	11		3	
		F							1	3	1	2	1						8	7		1	
NARCOTICS	185e	M																					
		F																					
MARIJUANA	185f	M	2	1			1		1	2	2			1	1				11	9		2	
		F							1	2									3	2		1	
SYNTHETIC NARC	185g	M				1		1		1									3	2		1	
		F								1	1	2	1						5	5			
OTHER/NON-NARC	185h	M																					
		F																					
GAMBLING	19	M																					
		F																					
BOOKMAKING	19a	M																					
		F																					
NUMBERS	19b	M																					
		F																					
OTHER GAMBLING	19c	M																					
		F																					
FAMILY/CHILD	20	M																					
		F											1						1	1			
DRIVING INFLUENCE	21	M	1	3	1	3	2	5	2	6	6	8	4	4	4			1	50	37		10	3
		F	2			2			1		1	1	3	4	1	3			18	13		5	
LIQUOR LAWS	22	M	5	11	4	1	1	1		4	1	1		4		1			34	21	3	9	1
		F	3	3	2				1	1	1	2					2		15	8		7	
DRUNKENNESS	23	M																					
		F								1	1								2			2	

AGENCY: KETCHIKAN POLICE DEPARTMENT

Calendar Year: 2011

AGE, SEX AND RACE OF PERSONS ARRESTED
18 Years of age and over

CLASSIFICATIONS OF OFFENSES	UCR	SEX	AGE																TOT	RACE			
			18	19	20	21	22	23	24	25 29	30 34	35 39	40 44	45 49	50 54	55 59	60 64	65 OV		WHT	BLK	IND	ASN
DISORDERLY CONDUCT	24	M		2	2	1	1	1	1	6	3	6	9	14	6	1	4	2	59	29		29	1
		F				2			1	4	2		3	2			1		15	7	2	6	
VAGRANCY	25	M																					
		F																					
ALL OTHER	26	M		2	6	1	2	2	3	5	7	4	8	15	6	3			64	35	1	26	2
		F			1					5	5		1			1	1		14	6		8	
SUSPICION	27	M																					
		F																					
CURFEW	28	M																					
		F																					
TOTAL BY SEX		M	14	29	20	9	17	14	10	50	38	26	33	50	28	6	5	3	352	217	5	117	13
		F	5	4	6	6	1	5	5	23	20	8	16	6	6	5	6		122	72	2	45	3
GRAND TOTAL			**19**	**33**	**26**	**15**	**18**	**19**	**15**	**73**	**58**	**34**	**49**	**56**	**34**	**11**	**11**	**3**	**474**	**289**	**7**	**162**	**16**

AGENCY: KETCHIKAN POLICE DEPARTMENT Calendar Year: 2011

ARSON OFFENSES KNOWN TO LAW ENFORCEMENT

1 Property Classification	2 Offenses Reported or Known to Police (Include Unfounded and attempts)	3 Unfounded, i.e. False or Baseless Complaints	4 Number of Actual Offenses (Column 2 Minus Column 3) (Include Attempts)	5 Total Offenses Cleared by Arrest or Exceptional Means (Include Column 6)	6 Number of Clearances Involving Only Persons Under 18 Years of Age	7 Offenses Where Structures Uninhabited, Abandoned, or not Normally in Use	8 Estimated Value of Property Damage
STRUCTURAL							
A. Single Occupancy Residential: Houses, Townhouses, Duplexes, etc.							
B. Other Residential: Apartments, Tenements, Flats, Hotels, Motels, Inns, Dormitories, Boarding Houses, etc.	1		1	1			
C. Storage: Barns, Garages, Warehouses, etc.							
D. Industrial/Manufacturing:							
E. Other Commercial: Stores, Restaurants, Offices, etc.							
F. Community/Public: Churches, Jails, Schools, Colleges, Hosptials, etc.							
G. All Other Structure: Out Buildings, Monuments, Buildings Under Constructions, etc.							
TOTAL	1		1	1			
MOBILE							
H. Motor Vehicles: Automoblies, Trucks, Buses, Motorcycles, etc. UCR Definition	1		1				$8,000
I. Other Mobile Property: Trailers, Recreational Vehicles, Airplanes, Boats, etc.							
TOTAL	1		1				$8,000
OTHER							
J. TOTAL OTHER Crops, Timber, Fences, Signs, etc.							
TOTAL							
GRAND TOTAL	**2**		**2**	**1**			**$8,000**

AGENCY: KETCHIKAN POLICE DEPARTMENT Calendar Year: 2011

LAW ENFORCEMENT OFFICERS KILLED OR ASSAULTED

Type of Activity	Total assaults by weapon	Type of Weapon				Type of Assignment							Officer assaults cleared
		Firearm	Knife or other cutting instru-ment	Other danger-ous weapon	Hands, fists, feet, etc.	Two-officer vehicle	One-officer vehicle		Detective or special assgn.		Other		
							Alone	Asst	Alone	Ast	Alone	Asst	
	A	B	C	D	E	F	G	H	I	J	K	L	M
1. Responding to disturbance calls (family quarrels, person with firearm, etc.	1				1	1							1
2. Burglaries in progress or pursuing burglary suspects													
3. Robberies in progress or pursuing robbery suspects													
4. Attempting other arrests													
5. Civil disorder (riot, mass disobedience, etc.)	1				1			1					1
6. Handling, transporting, custody of prisoners	1				1		1						1
7. Investigating suspicious persons or circumstances													
8. Ambush – no warning													
9. Mentally deranged													
10. Traffic pursuits and stops													
11. All other	1				1					1			1
12. TOTAL (1-11)	**4**				**4**	**1**	**1**	**1**		**1**			**4**
13. Number with person injury													
14. Number without personal injury	4				4								

15. TIME OF ASSAULTS	12 AM	2 AM	4 AM	6 AM	8 AM	10 AM	NOON	2 PM	4 PM	6 PM	8 PM	10 PM	UNK
	1									1	1	1	

THIS PAGE INTENTIONALLY LEFT BLANK

AGENCY: KODIAK POLICE DEPARTMENT CALENDAR YEAR 2011

OFFENSES KNOWN TO LAW ENFORCEMENT

(1) Classification of Offense	(2) Offenses Reported	(3) Unfounded Offenses	(4) Actual Offenses	(5) Offenses Cleared	(6) Juveniles Only
CRIMINAL HOMICIDE					
MURDER/NONNEG MANSLAUGHTER					
MANSLAUGHTER BY NEGLIGENCE					
TOTAL					
FORCIBLE RAPE					
RAPE BY FORCE	4		4		
ATTEMPTED FORCIBLE RAPE					
TOTAL	4		4		
ROBBERY					
FIREARM					
KNIFE/CUTTING INSTRUMENT					
OTHER DANGEROUS WEAPON					
STRONG-ARM (HANDS, FISTS)	2		2	1	
TOTAL	2		2	1	
ASSAULT					
FIREARM	5		5	2	
KNIFE OR CUTTING INSTRUMENT	11		11	6	
OTHER DANGEROUS WEAPON					
HANDS, FIST, FEET, AGGRAVATED	74	4	70	38	
OTHER ASSAULTS - SIMPLE	104	3	101	26	
TOTAL	194	7	187	72	
BURGLARY					
FORCIBLE ENTRY	25		25	1	
UNLAWFUL ENTRY - NO FORCE	6		6	1	
ATTEMPTED FORCIBLE ENTRY	2		2		
TOTAL	33		33	2	
LARCENY-THEFT					
THEFT (EX MOTOR VEHICLE)	194	2	192	12	
TOTAL	194	2	192	12	
MOTOR VEHICLE THEFT					
AUTOS	26	1	25	3	
TRUCKS AND BUSES					
OTHER VEHICLES					
TOTAL	26	1	25	3	
GRAND TOTAL	**453**	**10**	**443**	**90**	

AGENCY: KODIAK POLICE DEPARTMENT

Calendar Year: 2011

PROPERTY STOLEN BY CLASSIFICATION

CLASSIFICATION OF OFFENSES	NUMBER ACTUAL OFFENSES		VALUE OF PROPERTY STOLEN	
MURDER/NONNEG MANSLAUGHTER				
FORCIBLE RAPE	4			
ROBBERY				
HIGHWAY (STREET, ALLEYS, ETC.)				
COMMERCIAL HOUSE	1		$ 1,051	
GAS OR SERVICE STATION				
CONVENIENCE STORE				
RESIDENCE	1			
BANK				
MISCELLANEOUS				
TOTAL ROBBERY	2		$ 1,051	
BURGLARY				
RESIDENCE (DWELLING)				
NIGHT (6PM-6AM)	7			
DAY (6AM-6PM)	9		$ 1,300	
UNKNOWN				
NON-RESIDENCE (STORE ETC.)				
NIGHT (6PM-6AM)	4			
DAY (6AM-6PM)	13		$ 400	
UNKNOWN				
TOTAL BURGLARY	33		$ 1,700	
LARCENY-THEFT				
$200 AND OVER	25		$ 17,914	
$50 TO $200	6		$ 677	
UNDER $50	161		$ 213	
TOTAL	192		$ 18,804	
6X. NATURE OF LARCENIES UNDER ITEM 6				
POCKET-PICKING				
PURSE-SNATCHING				
SHOPLIFTING		24		
FROM MOTOR VEHICLE		24		$ 1,640
MOTOR VEHICLE PARTS & ACCESSORIES		4		$ 2,496
BICYCLES		14		$ 875
FROM BUILDING(EX C&H)		31		$ 3,782
FROM COIN-OP MACHINES				
ALL OTHER		95		$ 10,011
TOTAL LARCENY		192		$ 18,804
MOTOR VEHICLE THEFT	22		$ 3,640	
STOLEN & RECOVERED LOCALLY	2			
STOLEN LOCALLY & RECOVERED OTHER				
TOTAL STOLEN OTHER & RECOVERED LOCAL	2			
STOLEN IN OTHER JURIS & RECOVERED LOCALLY				
TOTAL MOTOR VEHICLE THEFT	22		$ 3,640	
GRAND TOTAL	**253**		**$ 25,195**	

AGENCY: KODIAK POLICE DEPARTMENT

Calendar Year: 2011

PROPERTY BY TYPE AND VALUE

Type of Property (1)	Monetary Value of Property Stolen in Your Jurisdiction	
	STOLEN (2)	RECOVERED (3)
CURRENCY, NOTES, ETC.	$ 3,421	
JEWELRY & PRECIOUS METALS	$ 200	
CLOTHING AND FURS	$ 308	$ 268
LOCALLY STOLEN MOTOR VEHICLE	$ 3,430	$ 3,430
OFFICE EQUIPMENT		
TV, RADIOS, CAMERAS, ETC.	$ 5,217	$ 783
FIREARMS		
HOUSEHOLD GOODS		
CONSUMABLE GOODS	$ 840	
LIVESTOCK		
MISCELLANEOUS	$ 11,779	$ 20
GRAND TOTAL	**$ 25,195**	**$ 4,501**

AGENCY: KODIAK POLICE DEPARTMENT

Calendar Year: 2011

AGE, SEX AND RACE OF PERSONS ARRESTED
under 18 Years of age

CLASSIFICATIONS OF OFFENSES	UCR	SEX	AGE						TOT	RACE			
			Under 10	10-12	13-14	15	16	17		WHT	BLK	IND	ASN
MURDER/NONNEG MANSLAUGHTER	01A	M											
		F											
MANSLAUGHTER BY NEGLIGENCE	01B	M											
		F											
RAPE BY FORCE	02	M											
		F											
ROBBERY	03	M											
		F											
AGGRAVATED ASSAULT	04	M											
		F											
BURGLARY	05	M											
		F											
LARCENY	06	M											
		F											
MOTOR VEHICLE THEFT	07	M											
		F											
OTHER ASSAULTS	08	M											
		F											
ARSON	09	M											
		F											
FORGERY	10	M											
		F											
FRAUD	11	M											
		F											
EMBEZZLEMENT	12	M											
		F											
STOLEN PROPERTY	13	M											
		F											
VANDALISM	14	M											
		F											
WEAPONS	15	M											
		F											
PROSTITUTION	16	M											
		F											
SEX OFFENSES	17	M											
		F											

AGENCY: KODIAK POLICE DEPARTMENT

Calendar Year: 2011

AGE, SEX AND RACE OF PERSONS ARRESTED
under 18 Years of age

CLASSIFICATIONS OF OFFENSES	UCR	SEX	AGE						TOT	RACE			
			Under 10	10-12	13-14	15	16	17		WHT	BLK	IND	ASN
DRUG/SALE/MAN	180	M											
		F											
NARCOTICS	180a	M											
		F											
MARIJUANA	180b	M											
		F											
SYNTHETIC NARC	180c	M											
		F											
OTHER/NON-NARC	180d	M											
		F											
DRUG/POSSESSION	185	M				1			1			1	
		F											
NARCOTICS	185e	M											
		F											
MARIJUANA	185f	M				1			1			1	
		F											
SYNTHETIC NARC	185g	M											
		F											
OTHER/NON-NARC	185h	M											
		F											
GAMBLING	19	M											
		F											
BOOKMAKING	19a	M											
		F											
NUMBERS	19b	M											
		F											
OTHER GAMBLING	19c	M											
		F											
FAMILY/CHILD	20	M											
		F											
DRIVING INFLUENCE	21	M											
		F											
LIQUOR LAWS	22	M					2		2			1	1
		F		1			2	2	5	5			
DRUNKENNESS	23	M											
		F											

AGENCY: KODIAK POLICE DEPARTMENT

Calendar Year: 2011

AGE, SEX AND RACE OF PERSONS ARRESTED
under 18 Years of age

CLASSIFICATIONS OF OFFENSES	UCR	SEX	AGE						TOT	RACE			
			Under 10	10-12	13-14	15	16	17		WHT	BLK	IND	ASN
DISORDERLY CONDUCT	24	M											
		F											
VAGRANCY	25	M											
		F											
ALL OTHER	26	M				1	2	3	6	5			1
		F				2	1		3	2		1	
SUSPICION	27	M											
		F											
CURFEW	28	M											
		F											
RUN-AWAYS	29	M											
		F											
TOTAL BY SEX		M				2	4	3	9	5		2	2
		F		1		2	3	2	8	7		1	
GRAND TOTAL				**1**		**4**	**7**	**5**	**17**	**12**		**3**	**2**

AGENCY: KODIAK POLICE DEPARTMENT

Calendar Year: 2011

AGE, SEX AND RACE OF PERSONS ARRESTED
18 Years of age and over

CLASSIFICATIONS OF OFFENSES	UCR	SEX	AGE																TOT	RACE			
			18	19	20	21	22	23	24	25 29	30 34	35 39	40 44	45 49	50 54	55 59	60 64	65 OV		WHT	BLK	IND	ASN
MURDER/NONNEG MANSLAUGHTER	01A	M		1	1														2	1			1
		F																					
MANSLAUGHTER BY NEGLIGENCE	01B	M																					
		F																					
RAPE BY FORCE	02	M																					
		F																					
ROBBERY	03	M										1							1	1			
		F										1							1	1			
AGGRAVATED ASSAULT	04	M			1	2	1	3	2	3	10	8	6		2				38	19	1	9	9
		F	1								3		5						9	8		1	
BURGLARY	05	M										1			2				3	3			
		F																					
LARCENY	06	M							1	2	2	2		1	1				9	5		3	1
		F			1		1			2	2	1	1	2					10	5		2	3
MOTOR VEHICLE THEFT	07	M					1					1							2	2			
		F																					
OTHER ASSAULTS	08	M		1	1			1		3	10	6	1	2	2				27	18	1	5	3
		F									1			1					2	1	1		
ARSON	09	M																					
		F																					
FORGERY	10	M													1				1	1			
		F										2							2	1			1
FRAUD	11	M								1									1				1
		F									2	1		1					4	2		1	1
EMBEZZLEMENT	12	M																					
		F								1	1		1						3	2			1
STOLEN PROPERTY	13	M																					
		F																					
VANDALISM	14	M				1		2			1								4	2			2
		F																					
WEAPONS	15	M								2		1	1						4	4			
		F																					
PROSTITUTION	16	M																					
		F																					
SEX OFFENSES	17	M							2					1					3	3			
		F																					

AGENCY: KODIAK POLICE DEPARTMENT

Calendar Year: 2011

AGE, SEX AND RACE OF PERSONS ARRESTED
18 Years of age and over

CLASSIFICATIONS OF OFFENSES	UCR	SEX	AGE																TOT	RACE			
			18	19	20	21	22	23	24	25 29	30 34	35 39	40 44	45 49	50 54	55 59	60 64	65 OV		WHT	BLK	IND	ASN
DRUG/SALE/MAN	180	M								1	3	1							5	4			1
		F									1	1							2	1		1	
NARCOTICS	180a	M									2								2	1			1
		F									1								1	1			
MARIJUANA	180b	M								1	1	1							3	3			
		F										1							1			1	
SYNTHETIC NARC	180c	M																					
		F																					
OTHER/NON-NARC	180d	M																					
		F																					
DRUG/POSSESSION	185	M	1								2	1	1						5	5			
		F										2							2			2	
NARCOTICS	185e	M									1								1	1			
		F																					
MARIJUANA	185f	M	1								1		1						3	3			
		F										1							1			1	
SYNTHETIC NARC	185g	M										1							1	1			
		F										1							1			1	
OTHER/NON-NARC	185h	M																					
		F																					
GAMBLING	19	M																					
		F																					
BOOKMAKING	19a	M																					
		F																					
NUMBERS	19b	M																					
		F																					
OTHER GAMBLING	19c	M																					
		F																					
FAMILY/CHILD	20	M																					
		F																					
DRIVING INFLUENCE	21	M	2	1		2	1	2		5	2	3	2	5	2		1		28	24		3	1
		F	1						1	2	1	1	1	1	1				9	6		3	
LIQUOR LAWS	22	M	1	7	3			1	1	4	2	2	3	6	6	2			38	25	1	5	7
		F	4	2	1									2					9	4		5	
DRUNKENNESS	23	M																					
		F																					

AGENCY: KODIAK POLICE DEPARTMENT

Calendar Year: 2011

AGE, SEX AND RACE OF PERSONS ARRESTED
18 Years of age and over

CLASSIFICATIONS OF OFFENSES	UCR	SEX	AGE																TOT	RACE			
			18	19	20	21	22	23	24	25 29	30 34	35 39	40 44	45 49	50 54	55 59	60 64	65 OV		WHT	BLK	IND	ASN
DISORDERLY CONDUCT	24	M				1	1			1	2	2	1		1				9	8		1	
		F						1			1								2	1		1	
VAGRANCY	25	M								1									1	1			
		F																					
ALL OTHER	26	M	10	6	12	7	12	7	3	33	47	62	26	29	37	4	4	7	306	214	4	55	33
		F	12	3	3	6	2	2		11	17	10	7	7	2	3	2	1	88	53		25	10
SUSPICION	27	M																					
		F																					
CURFEW	28	M																					
		F																					
TOTAL BY SEX		M	14	16	18	13	16	16	9	56	81	91	41	44	54	6	5	7	487	340	7	81	59
		F	18	5	5	6	3	3	1	16	29	19	15	14	3	3	2	1	143	85	1	41	16
GRAND TOTAL			**32**	**21**	**23**	**19**	**19**	**19**	**10**	**72**	**110**	**110**	**56**	**58**	**57**	**9**	**7**	**8**	**630**	**425**	**8**	**122**	**75**

AGENCY: KODIAK POLICE DEPARTMENT Calendar Year: 2011

ARSON OFFENSES KNOWN TO LAW ENFORCEMENT

1 Property Classification	2 Offenses Reported or Known to Police (Include Unfounded and attempts)	3 Unfounded, i.e. False or Baseless Complaints	4 Number of Actual Offenses (Column 2 Minus Column 3) (Include Attempts)	5 Total Offenses Cleared by Arrest or Exceptional Means (Include Column 6)	6 Number of Clearances Involving Only Persons Under 18 Years of Age	7 Offenses Where Structures Uninhabited, Abandoned, or not Normally in Use	8 Estimated Value of Property Damage
STRUCTURAL							
A. Single Occupancy Residential: Houses, Townhouses, Duplexes, etc.	2		2			1	
B. Other Residential: Apartments, Tenements, Flats, Hotels, Motels, Inns, Dormitories, Boarding Houses, etc.							
C. Storage: Barns, Garages, Warehouses, etc.							
D. Industrial/Manufacturing:							
E. Other Commercial: Stores, Restaurants, Offices, etc.							
F. Community/Public: Churches, Jails, Schools, Colleges, Hosptials, etc.							
G. All Other Structure: Out Buildings, Monuments, Buildings Under Constructions, etc.	1		1			1	
TOTAL	3		3			2	
MOBILE							
H. Motor Vehicles: Automoblies, Trucks, Buses, Motorcycles, etc. UCR Definition	1		1			1	
I. Other Mobile Property: Trailers, Recreational Vehicles, Airplanes, Boats, etc.							
TOTAL	1		1			1	
OTHER							
J. TOTAL OTHER Crops, Timber, Fences, Signs, etc.							
TOTAL							
GRAND TOTAL	**4**		**4**			**3**	

AGENCY: KODIAK POLICE DEPARTMENT

Calendar Year: 2011

LAW ENFORCEMENT OFFICERS KILLED OR ASSAULTED

Type of Activity	Total assaults by weapon	Type of Weapon				Type of Assignment							Officer assaults cleared
		Firearm	Knife or other cutting instru-ment	Other danger-ous weapon	Hands, fists, feet, etc.	Two-officer vehicle	One-officer vehicle		Detective or special assgn.		Other		
							Alone	Asst	Alone	Ast	Alone	Asst	
	A	B	C	D	E	F	G	H	I	J	K	L	M
1. Responding to disturbance calls (family quarrels, person with firearm, etc.	2				2		1	1					2
2. Burglaries in progress or pursuing burglary suspects													
3. Robberies in progress or pursuing robbery suspects	1	1									1		1
4. Attempting other arrests													
5. Civil disorder (riot, mass disobedience, etc.)													
6. Handling, transporting, custody of prisoners	2				2	2							2
7. Investigating suspicious persons or circumstances													
8. Ambush – no warning													
9. Mentally deranged													
10. Traffic pursuits and stops													
11. All other													
12. TOTAL (1-11)	**5**	**1**			**4**	**2**	**1**	**1**			**1**		**5**
13. Number with person injury	2				2								
14. Number without personal injury	3	1			2								

15. TIME OF ASSAULTS	12 AM	2 AM	4 AM	6 AM	8 AM	10 AM	NOON	2 PM	4 PM	6 PM	8 PM	10 PM	UNK
			2							2		1	

THIS PAGE INTENTIONALLY LEFT BLANK

AGENCY: KOTZEBUE POLICE DEPARTMENT CALENDAR YEAR 2011

OFFENSES KNOWN TO LAW ENFORCEMENT

(1) Classification of Offense	(2) Offenses Reported	(3) Unfounded Offenses	(4) Actual Offenses	(5) Offenses Cleared	(6) Juveniles Only
CRIMINAL HOMICIDE					
MURDER/NONNEG MANSLAUGHTER	1		1	1	
MANSLAUGHTER BY NEGLIGENCE					
TOTAL	1		1	1	
FORCIBLE RAPE					
RAPE BY FORCE	27	11	16	5	
ATTEMPTED FORCIBLE RAPE	4	1	3	1	
TOTAL	31	12	19	6	
ROBBERY					
FIREARM					
KNIFE/CUTTING INSTRUMENT	1		1	1	
OTHER DANGEROUS WEAPON	1		1	1	
STRONG-ARM (HANDS, FISTS)	1		1	1	
TOTAL	3		3	3	
ASSAULT					
FIREARM	2		2	1	
KNIFE OR CUTTING INSTRUMENT	13	1	12	7	1
OTHER DANGEROUS WEAPON	10	2	8	6	1
HANDS, FIST, FEET, AGGRAVATED	8		8	8	1
OTHER ASSAULTS - SIMPLE	302	77	225	126	8
TOTAL	335	80	255	148	11
BURGLARY					
FORCIBLE ENTRY	28		28	10	1
UNLAWFUL ENTRY - NO FORCE	5		5	1	1
ATTEMPTED FORCIBLE ENTRY	5	1	4	1	
TOTAL	38	1	37	12	2
LARCENY-THEFT					
THEFT (EX MOTOR VEHICLE)	89	11	78	14	2
TOTAL	89	11	78	14	2
MOTOR VEHICLE THEFT					
AUTOS	6	2	4	1	
TRUCKS AND BUSES	1		1		
OTHER VEHICLES	48	3	45	7	1
TOTAL	55	5	50	8	1
GRAND TOTAL	**552**	**109**	**443**	**192**	**16**

AGENCY: KOTZEBUE POLICE DEPARTMENT

Calendar Year: 2011

PROPERTY STOLEN BY CLASSIFICATION

CLASSIFICATION OF OFFENSES	NUMBER ACTUAL OFFENSES		VALUE OF PROPERTY STOLEN	
MURDER/NONNEG MANSLAUGHTER	1			
FORCIBLE RAPE	18		$ 150	
ROBBERY				
HIGHWAY (STREET, ALLEYS, ETC.)	1		$ 50	
COMMERCIAL HOUSE				
GAS OR SERVICE STATION				
CONVENIENCE STORE				
RESIDENCE	2		$ 700	
BANK				
MISCELLANEOUS				
TOTAL ROBBERY	3		$ 750	
BURGLARY				
RESIDENCE (DWELLING)				
NIGHT (6PM-6AM)	9		$ 2,825	
DAY (6AM-6PM)	2		$ 150	
UNKNOWN	4		$ 1,155	
NON-RESIDENCE (STORE ETC.)				
NIGHT (6PM-6AM)	20		$ 11,502	
DAY (6AM-6PM)				
UNKNOWN	2		$ 45	
TOTAL BURGLARY	37		$ 15,677	
LARCENY-THEFT				
$200 AND OVER	41		$ 44,367	
$50 TO $200	29		$ 3,171	
UNDER $50	8		$ 184	
TOTAL	78		$ 47,722	
6X. NATURE OF LARCENIES UNDER ITEM 6				
POCKET-PICKING		7		$ 1,756
PURSE-SNATCHING		3		$ 165
SHOPLIFTING		1		$ 27
FROM MOTOR VEHICLE		7		$ 5,221
MOTOR VEHICLE PARTS & ACCESSORIES		3		$ 1,450
BICYCLES		18		$ 4,589
FROM BUILDING(EX C&H)		27		$ 24,457
FROM COIN-OP MACHINES				
ALL OTHER		12		$ 10,057
TOTAL LARCENY		78		$ 47,722
MOTOR VEHICLE THEFT	50		$ 168,900	
STOLEN & RECOVERED LOCALLY	35			
STOLEN LOCALLY & RECOVERED OTHER				
TOTAL STOLEN OTHER & RECOVERED LOCAL	35			
STOLEN IN OTHER JURIS & RECOVERED LOCALLY				
TOTAL MOTOR VEHICLE THEFT	50		$ 168,900	
GRAND TOTAL	**186**		**$ 233,199**	

AGENCY: KOTZEBUE POLICE DEPARTMENT Calendar Year: 2011

PROPERTY BY TYPE AND VALUE

Type of Property	Monetary Value of Property Stolen in Your Jurisdiction	
(1)	STOLEN (2)	RECOVERED (3)
CURRENCY, NOTES, ETC.	$ 26,856	$ 6,250
JEWELRY & PRECIOUS METALS	$ 40	$ 25
CLOTHING AND FURS	$ 95	
LOCALLY STOLEN MOTOR VEHICLE	$ 168,900	$ 147,250
OFFICE EQUIPMENT	$ 4,870	$ 3,580
TV, RADIOS, CAMERAS, ETC.	$ 8,380	$ 4,305
FIREARMS	$ 6,050	$ 2,000
HOUSEHOLD GOODS	$ 2,312	$ 214
CONSUMABLE GOODS	$ 1,777	$ 100
LIVESTOCK		
MISCELLANEOUS	$ 13,919	$ 2,425
GRAND TOTAL	**$ 233,199**	**$ 166,149**

AGENCY: KOTZEBUE POLICE DEPARTMENT

Calendar Year: 2011

AGE, SEX AND RACE OF PERSONS ARRESTED
under 18 Years of age

CLASSIFICATIONS OF OFFENSES	UCR	SEX	AGE						TOT	RACE			
			Under 10	10-12	13-14	15	16	17		WHT	BLK	IND	ASN
MURDER/NONNEG MANSLAUGHTER	01A	M											
		F											
MANSLAUGHTER BY NEGLIGENCE	01B	M											
		F											
RAPE BY FORCE	02	M											
		F											
ROBBERY	03	M											
		F											
AGGRAVATED ASSAULT	04	M											
		F			1				1			1	
BURGLARY	05	M			2				2			2	
		F			1				1			1	
LARCENY	06	M		1	1	1			3			3	
		F					1		1			1	
MOTOR VEHICLE THEFT	07	M			9				9			9	
		F											
OTHER ASSAULTS	08	M	4		2		2		8			8	
		F		1	1	1		1	4			4	
ARSON	09	M											
		F											
FORGERY	10	M											
		F											
FRAUD	11	M											
		F											
EMBEZZLEMENT	12	M											
		F											
STOLEN PROPERTY	13	M											
		F											
VANDALISM	14	M			1				1			1	
		F											
WEAPONS	15	M											
		F											
PROSTITUTION	16	M											
		F											
SEX OFFENSES	17	M											
		F											

AGENCY: KOTZEBUE POLICE DEPARTMENT

Calendar Year: 2011

AGE, SEX AND RACE OF PERSONS ARRESTED
under 18 Years of age

CLASSIFICATIONS OF OFFENSES	UCR	SEX	AGE						TOT	RACE			
			Under 10	10-12	13-14	15	16	17		WHT	BLK	IND	ASN
DRUG/SALE/MAN	180	M											
		F											
NARCOTICS	180a	M											
		F											
MARIJUANA	180b	M											
		F											
SYNTHETIC NARC	180c	M											
		F											
OTHER/NON-NARC	180d	M											
		F											
DRUG/POSSESSION	185	M											
		F											
NARCOTICS	185e	M											
		F											
MARIJUANA	185f	M											
		F											
SYNTHETIC NARC	185g	M											
		F											
OTHER/NON-NARC	185h	M											
		F											
GAMBLING	19	M											
		F											
BOOKMAKING	19a	M											
		F											
NUMBERS	19b	M											
		F											
OTHER GAMBLING	19c	M											
		F											
FAMILY/CHILD	20	M											
		F											
DRIVING INFLUENCE	21	M											
		F											
LIQUOR LAWS	22	M			1	3	1		5			5	
		F			2	1	9	6	18			18	
DRUNKENNESS	23	M						1	1			1	
		F											

AGENCY: KOTZEBUE POLICE DEPARTMENT

Calendar Year: 2011

AGE, SEX AND RACE OF PERSONS ARRESTED
under 18 Years of age

CLASSIFICATIONS OF OFFENSES	UCR	SEX	AGE						TOT	RACE			
			Under 10	10-12	13-14	15	16	17		WHT	BLK	IND	ASN
DISORDERLY CONDUCT	24	M											
		F											
VAGRANCY	25	M											
		F											
ALL OTHER	26	M	3			1	1		5			5	
		F											
SUSPICION	27	M											
		F											
CURFEW	28	M											
		F											
RUN-AWAYS	29	M											
		F											
TOTAL BY SEX		M	7	1	16	5	4	1	34			34	
		F		1	5	2	10	7	25			25	
GRAND TOTAL			**7**	**2**	**21**	**7**	**14**	**8**	**59**			**59**	

AGENCY: KOTZEBUE POLICE DEPARTMENT

Calendar Year: 2011

AGE, SEX AND RACE OF PERSONS ARRESTED
18 Years of age and over

CLASSIFICATIONS OF OFFENSES	UCR	SEX	AGE																TOT	RACE			
			18	19	20	21	22	23	24	25 29	30 34	35 39	40 44	45 49	50 54	55 59	60 64	65 OV		WHT	BLK	IND	ASN
MURDER/NONNEG MANSLAUGHTER	01A	M																					
		F																					
MANSLAUGHTER BY NEGLIGENCE	01B	M																					
		F																					
RAPE BY FORCE	02	M				1				1									2			2	
		F																					
ROBBERY	03	M				1	1		1										3			3	
		F																					
AGGRAVATED ASSAULT	04	M				1				3		1	2	3		2			12			12	
		F			1					1	1		2	1					6			6	
BURGLARY	05	M			1	1	1	1		1	1								6			6	
		F				1													1			1	
LARCENY	06	M	1								1			1	1				4			4	
		F				1								1					2	1		1	
MOTOR VEHICLE THEFT	07	M			2					1									3			3	
		F																					
OTHER ASSAULTS	08	M		2	2	3	6	2	6	18	16	6	6	9	6	1		1	84	1	1	81	1
		F	1	3		1	2	1		7	2	2	3	1	1				24			24	
ARSON	09	M																					
		F																					
FORGERY	10	M																					
		F																					
FRAUD	11	M																					
		F																					
EMBEZZLEMENT	12	M																					
		F																					
STOLEN PROPERTY	13	M																					
		F																					
VANDALISM	14	M	1	1	1	1			1	2									7			7	
		F					1												1			1	
WEAPONS	15	M																					
		F																					
PROSTITUTION	16	M																					
		F																					
SEX OFFENSES	17	M										1							1			1	
		F																					

AGENCY: KOTZEBUE POLICE DEPARTMENT

Calendar Year: 2011

AGE, SEX AND RACE OF PERSONS ARRESTED
18 Years of age and over

CLASSIFICATIONS OF OFFENSES	UCR	SEX	AGE																TOT	RACE			
			18	19	20	21	22	23	24	25 29	30 34	35 39	40 44	45 49	50 54	55 59	60 64	65 OV		WHT	BLK	IND	ASN
DRUG/SALE/MAN	180	M							1										1			1	
		F								1									1			1	
NARCOTICS	180a	M																					
		F																					
MARIJUANA	180b	M							1										1			1	
		F								1									1			1	
SYNTHETIC NARC	180c	M																					
		F																					
OTHER/NON-NARC	180d	M																					
		F																					
DRUG/POSSESSION	185	M		1	1					2	1	1							6			6	
		F																					
NARCOTICS	185e	M																					
		F																					
MARIJUANA	185f	M		1	1					2	1	1							6			6	
		F																					
SYNTHETIC NARC	185g	M																					
		F																					
OTHER/NON-NARC	185h	M																					
		F																					
GAMBLING	19	M																					
		F																					
BOOKMAKING	19a	M																					
		F																					
NUMBERS	19b	M																					
		F																					
OTHER GAMBLING	19c	M																					
		F																					
FAMILY/CHILD	20	M				1													1			1	
		F								1									1			1	
DRIVING INFLUENCE	21	M	1	1	1	1	2	1		4	2	4	3	1					21		1	20	
		F			1		1				1		1	1					5			5	
LIQUOR LAWS	22	M	15	15	26	1	1												58			58	
		F	16	11	19														46	1		45	
DRUNKENNESS	23	M																					
		F																					

AGENCY: KOTZEBUE POLICE DEPARTMENT

Calendar Year: 2011

AGE, SEX AND RACE OF PERSONS ARRESTED
18 Years of age and over

CLASSIFICATIONS OF OFFENSES	UCR	SEX	AGE																TOT	RACE			
			18	19	20	21	22	23	24	25 29	30 34	35 39	40 44	45 49	50 54	55 59	60 64	65 OV		WHT	BLK	IND	ASN
DISORDERLY CONDUCT	24	M	1		2	2			1	5	4		1	1	1	1			19	1		18	
		F					1			3	1		1	1					7		1	6	
VAGRANCY	25	M																					
		F																					
ALL OTHER	26	M	2	4	6	14	2	12	7	33	30	12	8	13	6	1	3	6	159	2	2	155	
		F	1	1	4	5	2	2	1	16	8	8	4	4	2	2		2	62	1	1	60	
SUSPICION	27	M																					
		F																					
CURFEW	28	M																					
		F																					
TOTAL BY SEX		M	21	24	42	27	13	16	17	70	55	25	20	28	14	5	3	7	387	4	4	378	1
		F	18	15	25	8	7	3	1	29	13	10	11	9	3	2		2	156	3	2	151	
GRAND TOTAL			**39**	**39**	**67**	**35**	**20**	**19**	**18**	**99**	**68**	**35**	**31**	**37**	**17**	**7**	**3**	**9**	**543**	**7**	**6**	**529**	**1**

AGENCY: KOTZEBUE POLICE DEPARTMENT Calendar Year: 2011

ARSON OFFENSES KNOWN TO LAW ENFORCEMENT

1 Property Classification	2 Offenses Reported or Known to Police (Include Unfounded and attempts)	3 Unfounded, i.e. False or Baseless Complaints	4 Number of Actual Offenses (Column 2 Minus Column 3) (Include Attempts)	5 Total Offenses Cleared by Arrest or Exceptional Means (Include Column 6)	6 Number of Clearances Involving Only Persons Under 18 Years of Age	7 Offenses Where Structures Uninhabited, Abandoned, or not Normally in Use	8 Estimated Value of Property Damage
STRUCTURAL							
A. Single Occupancy Residential: Houses, Townhouses, Duplexes, etc.	3		3			1	$15,800
B. Other Residential: Apartments, Tenements, Flats, Hotels, Motels, Inns, Dormitories, Boarding Houses, etc.	1		1				
C. Storage: Barns, Garages, Warehouses, etc.							
D. Industrial/Manufacturing:							
E. Other Commercial: Stores, Restaurants, Offices, etc.	1		1	1	1		
F. Community/Public: Churches, Jails, Schools, Colleges, Hosptials, etc.							
G. All Other Structure: Out Buildings, Monuments, Buildings Under Constructions, etc.							
TOTAL	5		5	1	1	1	$15,800
MOBILE							
H. Motor Vehicles: Automoblies, Trucks, Buses, Motorcycles, etc. UCR Definition							
I. Other Mobile Property: Trailers, Recreational Vehicles, Airplanes, Boats, etc.							
TOTAL							
OTHER							
J. TOTAL OTHER Crops, Timber, Fences, Signs, etc.	2		2			1	
TOTAL	2		2			1	
GRAND TOTAL	**7**		**7**	**1**	**1**	**2**	**$15,800**

AGENCY: KOTZEBUE POLICE DEPARTMENT

Calendar Year: 2011

LAW ENFORCEMENT OFFICERS KILLED OR ASSAULTED

Type of Activity	Total assaults by weapon	Type of Weapon				Type of Assignment							Officer assaults cleared
		Firearm	Knife or other cutting instru-ment	Other danger-ous weapon	Hands, fists, feet, etc.	Two-officer vehicle	One-officer vehicle		Detective or special assgn.		Other		
							Alone	Asst	Alone	Ast	Alone	Asst	
	A	B	C	D	E	F	G	H	I	J	K	L	M
1. Responding to disturbance calls (family quarrels, person with firearm, etc.	1				1			1					1
2. Burglaries in progress or pursuing burglary suspects													
3. Robberies in progress or pursuing robbery suspects													
4. Attempting other arrests													
5. Civil disorder (riot, mass disobedience, etc.)													
6. Handling, transporting, custody of prisoners													
7. Investigating suspicious persons or circumstances	4			1	3		4						4
8. Ambush – no warning													
9. Mentally deranged													
10. Traffic pursuits and stops													
11. All other													
12. TOTAL (1-11)	**5**			**1**	**4**		**4**	**1**					**5**
13. Number with person injury													
14. Number without personal injury	5			1	4								

15. TIME OF ASSAULTS	12 AM	2 AM	4 AM	6 AM	8 AM	10 AM	NOON	2 PM	4 PM	6 PM	8 PM	10 PM	UNK
	1		1						2		1		

THIS PAGE INTENTIONALLY LEFT BLANK

AGENCY: NOME POLICE DEPARTMENT CALENDAR YEAR 2011

OFFENSES KNOWN TO LAW ENFORCEMENT

(1) Classification of Offense	(2) Offenses Reported	(3) Unfounded Offenses	(4) Actual Offenses	(5) Offenses Cleared	(6) Juveniles Only
CRIMINAL HOMICIDE					
MURDER/NONNEG MANSLAUGHTER	1		1	1	
MANSLAUGHTER BY NEGLIGENCE					
TOTAL	1		1	1	
FORCIBLE RAPE					
RAPE BY FORCE	4		4		
ATTEMPTED FORCIBLE RAPE					
TOTAL	4		4		
ROBBERY					
FIREARM					
KNIFE/CUTTING INSTRUMENT					
OTHER DANGEROUS WEAPON					
STRONG-ARM (HANDS, FISTS)					
TOTAL					
ASSAULT					
FIREARM	2		2	2	
KNIFE OR CUTTING INSTRUMENT	2		2	1	
OTHER DANGEROUS WEAPON	5		5	4	1
HANDS, FIST, FEET, AGGRAVATED	23	3	20	17	
OTHER ASSAULTS - SIMPLE	210	11	199	144	17
TOTAL	242	14	228	168	18
BURGLARY					
FORCIBLE ENTRY	4	1	3	2	1
UNLAWFUL ENTRY - NO FORCE	10		10	4	1
ATTEMPTED FORCIBLE ENTRY	3		3		
TOTAL	17	1	16	6	2
LARCENY-THEFT					
THEFT (EX MOTOR VEHICLE)	26	3	23	10	3
TOTAL	26	3	23	10	3
MOTOR VEHICLE THEFT					
AUTOS	8	1	7	5	1
TRUCKS AND BUSES	1		1		
OTHER VEHICLES	1		1		
TOTAL	10	1	9	5	1
GRAND TOTAL	**300**	**19**	**281**	**190**	**24**

AGENCY: NOME POLICE DEPARTMENT

Calendar Year: 2011

PROPERTY STOLEN BY CLASSIFICATION

CLASSIFICATION OF OFFENSES	NUMBER ACTUAL OFFENSES		VALUE OF PROPERTY STOLEN	
MURDER/NONNEG MANSLAUGHTER	1			
FORCIBLE RAPE	4			
ROBBERY				
HIGHWAY (STREET, ALLEYS, ETC.)				
COMMERCIAL HOUSE				
GAS OR SERVICE STATION				
CONVENIENCE STORE				
RESIDENCE				
BANK				
MISCELLANEOUS				
TOTAL ROBBERY				
BURGLARY				
RESIDENCE (DWELLING)				
NIGHT (6PM-6AM)	3			
DAY (6AM-6PM)	3		$ 1,500	
UNKNOWN				
NON-RESIDENCE (STORE ETC.)				
NIGHT (6PM-6AM)	6		$ 1,000	
DAY (6AM-6PM)	3			
UNKNOWN	1			
TOTAL BURGLARY	16		$ 2,500	
LARCENY-THEFT				
$200 AND OVER	3		$ 3,099	
$50 TO $200	1		$ 75	
UNDER $50	19		$ 40	
TOTAL	23		$ 3,214	
6X. NATURE OF LARCENIES UNDER ITEM 6				
POCKET-PICKING		1		
PURSE-SNATCHING				
SHOPLIFTING		8		$ 2,550
FROM MOTOR VEHICLE				
MOTOR VEHICLE PARTS & ACCESSORIES		1		
BICYCLES		3		$ 549
FROM BUILDING(EX C&H)		4		$ 75
FROM COIN-OP MACHINES				
ALL OTHER		6		$ 40
TOTAL LARCENY		23		$ 3,214
MOTOR VEHICLE THEFT	9		$ 9,000	
STOLEN & RECOVERED LOCALLY	8			
STOLEN LOCALLY & RECOVERED OTHER				
TOTAL STOLEN OTHER & RECOVERED LOCAL	8			
STOLEN IN OTHER JURIS & RECOVERED LOCALLY				
TOTAL MOTOR VEHICLE THEFT	9		$ 9,000	
GRAND TOTAL	**53**		**$ 14,714**	

AGENCY: NOME POLICE DEPARTMENT

Calendar Year: 2011

PROPERTY BY TYPE AND VALUE

Type of Property (1)	Monetary Value of Property Stolen in Your Jurisdiction	
	STOLEN (2)	RECOVERED (3)
CURRENCY, NOTES, ETC.	$ 75	
JEWELRY & PRECIOUS METALS	$ 370	$ 20
CLOTHING AND FURS	$ 1,500	
LOCALLY STOLEN MOTOR VEHICLE	$ 9,000	$ 4,000
OFFICE EQUIPMENT	$ 1,000	
TV, RADIOS, CAMERAS, ETC.		
FIREARMS		
HOUSEHOLD GOODS		
CONSUMABLE GOODS		
LIVESTOCK		
MISCELLANEOUS	$ 2,769	$ 2,749
GRAND TOTAL	**$ 14,714**	**$ 6,769**

AGENCY: NOME POLICE DEPARTMENT

Calendar Year: 2011

AGE, SEX AND RACE OF PERSONS ARRESTED
under 18 Years of age

CLASSIFICATIONS OF OFFENSES	UCR	SEX	AGE						TOT	RACE			
			Under 10	10-12	13-14	15	16	17		WHT	BLK	IND	ASN
MURDER/NONNEG MANSLAUGHTER	01A	M											
		F											
MANSLAUGHTER BY NEGLIGENCE	01B	M											
		F											
RAPE BY FORCE	02	M			1				1			1	
		F											
ROBBERY	03	M											
		F											
AGGRAVATED ASSAULT	04	M	3		3				6			6	
		F	1		2	1		1	5	2		3	
BURGLARY	05	M											
		F											
LARCENY	06	M		1					1			1	
		F											
MOTOR VEHICLE THEFT	07	M											
		F											
OTHER ASSAULTS	08	M	2	4	2				8			8	
		F	7	7	2	3	2	1	22	3		19	
ARSON	09	M											
		F											
FORGERY	10	M											
		F											
FRAUD	11	M											
		F											
EMBEZZLEMENT	12	M											
		F											
STOLEN PROPERTY	13	M											
		F											
VANDALISM	14	M											
		F											
WEAPONS	15	M											
		F											
PROSTITUTION	16	M											
		F											
SEX OFFENSES	17	M	1	1					2	1		1	
		F	3		1	1			5			5	

AGENCY: NOME POLICE DEPARTMENT

Calendar Year: 2011

AGE, SEX AND RACE OF PERSONS ARRESTED
under 18 Years of age

CLASSIFICATIONS OF OFFENSES	UCR	SEX	AGE						TOT	RACE			
			Under 10	10-12	13-14	15	16	17		WHT	BLK	IND	ASN
DRUG/SALE/MAN	180	M											
		F											
NARCOTICS	180a	M											
		F											
MARIJUANA	180b	M											
		F											
SYNTHETIC NARC	180c	M											
		F											
OTHER/NON-NARC	180d	M											
		F											
DRUG/POSSESSION	185	M											
		F											
NARCOTICS	185e	M											
		F											
MARIJUANA	185f	M											
		F											
SYNTHETIC NARC	185g	M											
		F											
OTHER/NON-NARC	185h	M											
		F											
GAMBLING	19	M											
		F											
BOOKMAKING	19a	M											
		F											
NUMBERS	19b	M											
		F											
OTHER GAMBLING	19c	M											
		F											
FAMILY/CHILD	20	M	1						1			1	
		F	2						2			2	
DRIVING INFLUENCE	21	M											
		F											
LIQUOR LAWS	22	M											
		F						1	1			1	
DRUNKENNESS	23	M											
		F											

AGENCY: NOME POLICE DEPARTMENT

Calendar Year: 2011

AGE, SEX AND RACE OF PERSONS ARRESTED
under 18 Years of age

CLASSIFICATIONS OF OFFENSES	UCR	SEX	AGE						TOT	RACE			
			Under 10	10-12	13-14	15	16	17		WHT	BLK	IND	ASN
DISORDERLY CONDUCT	24	M											
		F											
VAGRANCY	25	M											
		F											
ALL OTHER	26	M											
		F	1		1			1	3			3	
SUSPICION	27	M											
		F											
CURFEW	28	M											
		F											
RUN-AWAYS	29	M											
		F											
TOTAL BY SEX		M	7	6	6				19	1		18	
		F	14	7	6	5	2	4	38	5		33	
GRAND TOTAL			**21**	**13**	**12**	**5**	**2**	**4**	**57**	**6**		**51**	

AGENCY: NOME POLICE DEPARTMENT

Calendar Year: 2011

AGE, SEX AND RACE OF PERSONS ARRESTED
18 Years of age and over

CLASSIFICATIONS OF OFFENSES	UCR	SEX	AGE																TOT	RACE			
			18	19	20	21	22	23	24	25 29	30 34	35 39	40 44	45 49	50 54	55 59	60 64	65 OV		WHT	BLK	IND	ASN
MURDER/NONNEG MANSLAUGHTER	01A	M				1									1				2			2	
		F																					
MANSLAUGHTER BY NEGLIGENCE	01B	M								1									1			1	
		F																					
RAPE BY FORCE	02	M										1							1			1	
		F																					
ROBBERY	03	M									1				1				2			2	
		F																					
AGGRAVATED ASSAULT	04	M						1		3		2		2	3				11	1		10	
		F								3	2	1			1				7			7	
BURGLARY	05	M					1	2				1							4			4	
		F							1										1	1			
LARCENY	06	M									1	1			1				3			3	
		F					1			1			1						3			3	
MOTOR VEHICLE THEFT	07	M					1												1			1	
		F																					
OTHER ASSAULTS	08	M		5	6	3	2	5	5	21	14	12	4	6	6				89	7	1	81	
		F	1	3	1	1	6	2	7	16	7	7	6	2	1	4	1		65	3		62	
ARSON	09	M																					
		F																					
FORGERY	10	M																					
		F																					
FRAUD	11	M																					
		F					1												1			1	
EMBEZZLEMENT	12	M																					
		F																					
STOLEN PROPERTY	13	M																					
		F																					
VANDALISM	14	M		1						1	1				1				4	2		2	
		F								1			1						2			2	
WEAPONS	15	M			1	1				2									4	2		2	
		F																					
PROSTITUTION	16	M																					
		F																					
SEX OFFENSES	17	M			1											1			2			2	
		F																					

AGENCY: NOME POLICE DEPARTMENT

Calendar Year: 2011

AGE, SEX AND RACE OF PERSONS ARRESTED
18 Years of age and over

CLASSIFICATIONS OF OFFENSES	UCR	SEX	AGE																TOT	RACE			
			18	19	20	21	22	23	24	25 29	30 34	35 39	40 44	45 49	50 54	55 59	60 64	65 OV		WHT	BLK	IND	ASN
DRUG/SALE/MAN	180	M																					
		F																					
NARCOTICS	180a	M																					
		F																					
MARIJUANA	180b	M																					
		F																					
SYNTHETIC NARC	180c	M																					
		F																					
OTHER/NON-NARC	180d	M																					
		F																					
DRUG/POSSESSION	185	M		1	1					1									3			3	
		F				1				1									2			2	
NARCOTICS	185e	M																					
		F																					
MARIJUANA	185f	M		1	1					1									3			3	
		F				1				1									2			2	
SYNTHETIC NARC	185g	M																					
		F																					
OTHER/NON-NARC	185h	M																					
		F																					
GAMBLING	19	M																					
		F																					
BOOKMAKING	19a	M																					
		F																					
NUMBERS	19b	M																					
		F																					
OTHER GAMBLING	19c	M																					
		F																					
FAMILY/CHILD	20	M									1								1			1	
		F								1									1			1	
DRIVING INFLUENCE	21	M		1	2		2	1		5	3		1	3		1		1	20	5	1	13	1
		F						2	1		1		2	2					8	3		5	
LIQUOR LAWS	22	M	2	2	3	2		1		1		1	1	5	2			2	22	1		21	
		F	1	2	7						2	4		1			2		19	2		17	
DRUNKENNESS	23	M								1	1								2			2	
		F							1	2	1								4			4	

AGENCY: NOME POLICE DEPARTMENT

Calendar Year: 2011

AGE, SEX AND RACE OF PERSONS ARRESTED
18 Years of age and over

CLASSIFICATIONS OF OFFENSES	UCR	SEX	AGE																TOT	RACE			
			18	19	20	21	22	23	24	25 29	30 34	35 39	40 44	45 49	50 54	55 59	60 64	65 OV		WHT	BLK	IND	ASN
DISORDERLY CONDUCT	24	M			1		1	1	2	2	3	2		8	4				24	3	1	19	1
		F	2				2	3		3	2	5			1				18			18	
VAGRANCY	25	M																					
		F																					
ALL OTHER	26	M	1	7	3	10	4	1		35	31	18	8	8	9	3	1	3	142	11	3	125	3
		F		2	4	3	1	3	3	23	6	16	10	5	8			1	85	2		83	
SUSPICION	27	M																					
		F																					
CURFEW	28	M																					
		F																					
TOTAL BY SEX		M	3	17	18	17	11	12	7	73	56	38	14	32	28	5	1	6	338	32	6	295	5
		F	4	7	12	5	11	10	13	51	21	33	20	10	11	4	3	1	216	11		205	
GRAND TOTAL			**7**	**24**	**30**	**22**	**22**	**22**	**20**	**124**	**77**	**71**	**34**	**42**	**39**	**9**	**4**	**7**	**554**	**43**	**6**	**500**	**5**

AGENCY: NOME POLICE DEPARTMENT Calendar Year: 2011

ARSON OFFENSES KNOWN TO LAW ENFORCEMENT

1 Property Classification	2 Offenses Reported or Known to Police (Include Unfounded and attempts)	3 Unfounded, i.e. False or Baseless Complaints	4 Number of Actual Offenses (Column 2 Minus Column 3) (Include Attempts)	5 Total Offenses Cleared by Arrest or Exceptional Means (Include Column 6)	6 Number of Clearances Involving Only Persons Under 18 Years of Age	7 Offenses Where Structures Uninhabited, Abandoned, or not Normally in Use	8 Estimated Value of Property Damage
STRUCTURAL							
A. Single Occupancy Residential: Houses, Townhouses, Duplexes, etc.							
B. Other Residential: Apartments, Tenements, Flats, Hotels, Motels, Inns, Dormitories, Boarding Houses, etc.							
C. Storage: Barns, Garages, Warehouses, etc.							
D. Industrial/Manufacturing:							
E. Other Commercial: Stores, Restaurants, Offices, etc.							
F. Community/Public: Churches, Jails, Schools, Colleges, Hosptials, etc.							
G. All Other Structure: Out Buildings, Monuments, Buildings Under Constructions, etc.							
TOTAL							
MOBILE							
H. Motor Vehicles: Automoblies, Trucks, Buses, Motorcycles, etc. UCR Definition	1		1	1	1		$2,500
I. Other Mobile Property: Trailers, Recreational Vehicles, Airplanes, Boats, etc.							
TOTAL	1		1	1	1		$2,500
OTHER							
J. TOTAL OTHER Crops, Timber, Fences, Signs, etc.							
TOTAL							
GRAND TOTAL	**1**		**1**	**1**	**1**		**$2,500**

AGENCY: NOME POLICE DEPARTMENT

Calendar Year: 2011

LAW ENFORCEMENT OFFICERS KILLED OR ASSAULTED

Type of Activity	Total assaults by weapon	Type of Weapon				Type of Assignment							Officer assaults cleared
		Firearm	Knife or other cutting instru-ment	Other danger-ous weapon	Hands, fists, feet, etc.	Two-officer vehicle	One-officer vehicle		Detective or special assgn.		Other		
							Alone	Asst	Alone	Ast	Alone	Asst	
	A	B	C	D	E	F	G	H	I	J	K	L	M
1. Responding to disturbance calls (family quarrels, person with firearm, etc.													
2. Burglaries in progress or pursuing burglary suspects													
3. Robberies in progress or pursuing robbery suspects													
4. Attempting other arrests													
5. Civil disorder (riot, mass disobedience, etc.)													
6. Handling, transporting, custody of prisoners													
7. Investigating suspicious persons or circumstances													
8. Ambush – no warning													
9. Mentally deranged													
10. Traffic pursuits and stops													
11. All other													
12. TOTAL (1-11)													
13. Number with person injury													
14. Number without personal injury													

15. TIME OF ASSAULTS	12 AM	2 AM	4 AM	6 AM	8 AM	10 AM	NOON	2 PM	4 PM	6 PM	8 PM	10 PM	UNK

THIS PAGE INTENTIONALLY LEFT BLANK

AGENCY: NORTH POLE POLICE DEPARTMENT CALENDAR YEAR 2011

OFFENSES KNOWN TO LAW ENFORCEMENT

(1) Classification of Offense	(2) Offenses Reported	(3) Unfounded Offenses	(4) Actual Offenses	(5) Offenses Cleared	(6) Juveniles Only
CRIMINAL HOMICIDE					
MURDER/NONNEG MANSLAUGHTER					
MANSLAUGHTER BY NEGLIGENCE					
TOTAL					
FORCIBLE RAPE					
RAPE BY FORCE					
ATTEMPTED FORCIBLE RAPE					
TOTAL					
ROBBERY					
FIREARM	1		1		
KNIFE/CUTTING INSTRUMENT					
OTHER DANGEROUS WEAPON					
STRONG-ARM (HANDS, FISTS)	2		2	1	1
TOTAL	3		3	1	1
ASSAULT					
FIREARM					
KNIFE OR CUTTING INSTRUMENT					
OTHER DANGEROUS WEAPON	7	1	6	5	3
HANDS, FIST, FEET, AGGRAVATED	2		2	2	
OTHER ASSAULTS - SIMPLE	33	10	23	11	1
TOTAL	42	11	31	18	4
BURGLARY					
FORCIBLE ENTRY	3	1	2		
UNLAWFUL ENTRY - NO FORCE	6		6	2	
ATTEMPTED FORCIBLE ENTRY	2	1	1		
TOTAL	11	2	9	2	
LARCENY-THEFT					
THEFT (EX MOTOR VEHICLE)	71	2	69	20	7
TOTAL	71	2	69	20	7
MOTOR VEHICLE THEFT					
AUTOS	1		1		
TRUCKS AND BUSES					
OTHER VEHICLES	1		1		
TOTAL	2		2		
GRAND TOTAL	**129**	**15**	**114**	**41**	**12**

AGENCY: NORTH POLE POLICE DEPARTMENT

Calendar Year: 2011

PROPERTY STOLEN BY CLASSIFICATION

CLASSIFICATION OF OFFENSES	NUMBER ACTUAL OFFENSES		VALUE OF PROPERTY STOLEN	
MURDER/NONNEG MANSLAUGHTER				
FORCIBLE RAPE				
ROBBERY				
HIGHWAY (STREET, ALLEYS, ETC.)				
COMMERCIAL HOUSE				
GAS OR SERVICE STATION				
CONVENIENCE STORE				
RESIDENCE	1		$ 2,000	
BANK				
MISCELLANEOUS	2		$ 80	
TOTAL ROBBERY	3		$ 2,080	
BURGLARY				
RESIDENCE (DWELLING)				
NIGHT (6PM-6AM)	1			
DAY (6AM-6PM)	3		$ 9,490	
UNKNOWN	1		$ 800	
NON-RESIDENCE (STORE ETC.)				
NIGHT (6PM-6AM)				
DAY (6AM-6PM)	2		$ 6,734	
UNKNOWN	2		$ 600	
TOTAL BURGLARY	9		$ 17,624	
LARCENY-THEFT				
$200 AND OVER	24		$ 30,947	
$50 TO $200	10		$ 1,068	
UNDER $50	35		$ 355	
TOTAL	69		$ 32,370	
6X. NATURE OF LARCENIES UNDER ITEM 6				
POCKET-PICKING				
PURSE-SNATCHING				
SHOPLIFTING		29		$ 1,900
FROM MOTOR VEHICLE		7		$ 1,955
MOTOR VEHICLE PARTS & ACCESSORIES				
BICYCLES		5		$ 581
FROM BUILDING(EX C&H)		11		$ 6,843
FROM COIN-OP MACHINES				
ALL OTHER		17		$ 21,091
TOTAL LARCENY		69		$ 32,370
MOTOR VEHICLE THEFT	2		$ 3,500	
STOLEN & RECOVERED LOCALLY				
STOLEN LOCALLY & RECOVERED OTHER				
TOTAL STOLEN OTHER & RECOVERED LOCAL				
STOLEN IN OTHER JURIS & RECOVERED LOCALLY				
TOTAL MOTOR VEHICLE THEFT	2		$ 3,500	
GRAND TOTAL	**83**		**$ 55,574**	

AGENCY: NORTH POLE POLICE DEPARTMENT Calendar Year: 2011

PROPERTY BY TYPE AND VALUE

Type of Property (1)	Monetary Value of Property Stolen in Your Jurisdiction	
	STOLEN (2)	RECOVERED (3)
CURRENCY, NOTES, ETC.	$ 17,830	$ 226
JEWELRY & PRECIOUS METALS	$ 200	$ 275
CLOTHING AND FURS	$ 878	
LOCALLY STOLEN MOTOR VEHICLE	$ 3,500	
OFFICE EQUIPMENT	$ 1,600	$ 800
TV, RADIOS, CAMERAS, ETC.	$ 1,986	
FIREARMS	$ 700	
HOUSEHOLD GOODS	$ 2,645	
CONSUMABLE GOODS	$ 1,347	$ 44
LIVESTOCK		
MISCELLANEOUS	$ 24,888	$ 1,339
GRAND TOTAL	**$ 55,574**	**$ 2,684**

AGENCY: NORTH POLE POLICE DEPARTMENT

Calendar Year: 2011

AGE, SEX AND RACE OF PERSONS ARRESTED
under 18 Years of age

CLASSIFICATIONS OF OFFENSES	UCR	SEX	AGE						TOT	RACE			
			Under 10	10-12	13-14	15	16	17		WHT	BLK	IND	ASN
MURDER/NONNEG MANSLAUGHTER	01A	M											
		F											
MANSLAUGHTER BY NEGLIGENCE	01B	M											
		F											
RAPE BY FORCE	02	M											
		F											
ROBBERY	03	M			2		1		3	1	2		
		F											
AGGRAVATED ASSAULT	04	M											
		F											
BURGLARY	05	M											
		F											
LARCENY	06	M				1	1	1	3	3			
		F			3				3	3			
MOTOR VEHICLE THEFT	07	M											
		F											
OTHER ASSAULTS	08	M			1		1	1	3	2	1		
		F				1			1	1			
ARSON	09	M											
		F											
FORGERY	10	M											
		F											
FRAUD	11	M											
		F											
EMBEZZLEMENT	12	M											
		F											
STOLEN PROPERTY	13	M											
		F											
VANDALISM	14	M											
		F											
WEAPONS	15	M											
		F											
PROSTITUTION	16	M											
		F											
SEX OFFENSES	17	M											
		F											

AGENCY: NORTH POLE POLICE DEPARTMENT

Calendar Year: 2011

AGE, SEX AND RACE OF PERSONS ARRESTED
under 18 Years of age

CLASSIFICATIONS OF OFFENSES	UCR	SEX	AGE						TOT	RACE			
			Under 10	10-12	13-14	15	16	17		WHT	BLK	IND	ASN
DRUG/SALE/MAN	180	M		1	3		2	3	9	7		2	
		F						1	1			1	
NARCOTICS	180a	M											
		F											
MARIJUANA	180b	M											
		F											
SYNTHETIC NARC	180c	M											
		F											
OTHER/NON-NARC	180d	M		1	3		2	3	9	7		2	
		F						1	1			1	
DRUG/POSSESSION	185	M				1		1	2	2			
		F											
NARCOTICS	185e	M				1			1	1			
		F											
MARIJUANA	185f	M						1	1	1			
		F											
SYNTHETIC NARC	185g	M											
		F											
OTHER/NON-NARC	185h	M											
		F											
GAMBLING	19	M											
		F											
BOOKMAKING	19a	M											
		F											
NUMBERS	19b	M											
		F											
OTHER GAMBLING	19c	M											
		F											
FAMILY/CHILD	20	M											
		F											
DRIVING INFLUENCE	21	M					1		1	1			
		F						1	1	1			
LIQUOR LAWS	22	M											
		F											
DRUNKENNESS	23	M											
		F											

AGENCY: NORTH POLE POLICE DEPARTMENT

Calendar Year: 2011

AGE, SEX AND RACE OF PERSONS ARRESTED
under 18 Years of age

CLASSIFICATIONS OF OFFENSES	UCR	SEX	AGE						TOT	RACE			
			Under 10	10-12	13-14	15	16	17		WHT	BLK	IND	ASN
DISORDERLY CONDUCT	24	M											
		F					1		1	1			
VAGRANCY	25	M											
		F											
ALL OTHER	26	M											
		F											
SUSPICION	27	M											
		F											
CURFEW	28	M											
		F											
RUN-AWAYS	29	M											
		F											
TOTAL BY SEX		M		1	6	2	6	6	21	16	3	2	
		F			3	1	1	2	7	6		1	
GRAND TOTAL				**1**	**9**	**3**	**7**	**8**	**28**	**22**	**3**	**3**	

AGENCY: NORTH POLE POLICE DEPARTMENT

Calendar Year: 2011

AGE, SEX AND RACE OF PERSONS ARRESTED
18 Years of age and over

CLASSIFICATIONS OF OFFENSES	UCR	SEX	AGE																TOT	RACE			
			18	19	20	21	22	23	24	25 29	30 34	35 39	40 44	45 49	50 54	55 59	60 64	65 OV		WHT	BLK	IND	ASN
MURDER/NONNEG MANSLAUGHTER	01A	M																					
		F																					
MANSLAUGHTER BY NEGLIGENCE	01B	M																					
		F																					
RAPE BY FORCE	02	M																					
		F																					
ROBBERY	03	M																					
		F																					
AGGRAVATED ASSAULT	04	M							1										1	1			
		F																					
BURGLARY	05	M																					
		F																					
LARCENY	06	M	1	1						2				1					5	4		1	
		F	2	1	1		1		1	3			1	1					11	8	1	2	
MOTOR VEHICLE THEFT	07	M	1																1	1			
		F																					
OTHER ASSAULTS	08	M				1				3		1		2	1	1			9	6	1	1	1
		F	1						3	1									5	5			
ARSON	09	M																					
		F																					
FORGERY	10	M																					
		F																					
FRAUD	11	M																					
		F																					
EMBEZZLEMENT	12	M																					
		F																					
STOLEN PROPERTY	13	M																					
		F																					
VANDALISM	14	M				2		1											3	3			
		F									1								1	1			
WEAPONS	15	M																					
		F																					
PROSTITUTION	16	M																					
		F																					
SEX OFFENSES	17	M											1				1		2		1	1	
		F																					

AGENCY: NORTH POLE POLICE DEPARTMENT

Calendar Year: 2011

AGE, SEX AND RACE OF PERSONS ARRESTED
18 Years of age and over

CLASSIFICATIONS OF OFFENSES	UCR	SEX	AGE																TOT	RACE			
			18	19	20	21	22	23	24	25 29	30 34	35 39	40 44	45 49	50 54	55 59	60 64	65 OV		WHT	BLK	IND	ASN
DRUG/SALE/MAN	180	M	2	5			2			1	1	1		2	1				15	12	1	2	
		F					1			2	1		1	1	1				7	7			
NARCOTICS	180a	M																					
		F																					
MARIJUANA	180b	M																					
		F																					
SYNTHETIC NARC	180c	M																					
		F																					
OTHER/NON-NARC	180d	M	2	5			2			1	1	1		2	1				15	12	1	2	
		F					1			2	1		1	1	1				7	7			
DRUG/POSSESSION	185	M		1	1		1			2			1		1				7	7			
		F		1															1	1			
NARCOTICS	185e	M																					
		F																					
MARIJUANA	185f	M		1	1		1			2			1		1				7	7			
		F		1															1	1			
SYNTHETIC NARC	185g	M																					
		F																					
OTHER/NON-NARC	185h	M																					
		F																					
GAMBLING	19	M																					
		F																					
BOOKMAKING	19a	M																					
		F																					
NUMBERS	19b	M																					
		F																					
OTHER GAMBLING	19c	M																					
		F																					
FAMILY/CHILD	20	M																					
		F																					
DRIVING INFLUENCE	21	M	2	1		3	3	1	4	7	2	3	2	7	4	2	3	1	45	39	3	2	1
		F				1	1		1	4	4	5		4				1	21	18	1	1	1
LIQUOR LAWS	22	M						1											1	1			
		F																					
DRUNKENNESS	23	M																					
		F																					

AGENCY: NORTH POLE POLICE DEPARTMENT

Calendar Year: 2011

AGE, SEX AND RACE OF PERSONS ARRESTED
18 Years of age and over

CLASSIFICATIONS OF OFFENSES	UCR	SEX	AGE																TOT	RACE			
			18	19	20	21	22	23	24	25 29	30 34	35 39	40 44	45 49	50 54	55 59	60 64	65 OV		WHT	BLK	IND	ASN
DISORDERLY CONDUCT	24	M							1					1					2	1		1	
		F																					
VAGRANCY	25	M																					
		F																					
ALL OTHER	26	M	2	4	3	1	2	2	4	7	2	4	1	3	3	2			40	30	1	6	3
		F			1	2		1	1	3	1	2	2				1		14	11		3	
SUSPICION	27	M																					
		F																					
CURFEW	28	M																					
		F																					
TOTAL BY SEX		M	8	12	4	7	8	5	10	22	5	9	5	16	10	5	4	1	131	105	7	14	5
		F	3	2	2	3	3	1	6	13	7	7	4	6	1		1	1	60	51	2	6	1
GRAND TOTAL			**11**	**14**	**6**	**10**	**11**	**6**	**16**	**35**	**12**	**16**	**9**	**22**	**11**	**5**	**5**	**2**	**191**	**156**	**9**	**20**	**6**

AGENCY: NORTH POLE POLICE DEPARTMENT Calendar Year: 2011

ARSON OFFENSES KNOWN TO LAW ENFORCEMENT

1 Property Classification	2 Offenses Reported or Known to Police (Include Unfounded and attempts)	3 Unfounded, i.e. False or Baseless Complaints	4 Number of Actual Offenses (Column 2 Minus Column 3) (Include Attempts)	5 Total Offenses Cleared by Arrest or Exceptional Means (Include Column 6)	6 Number of Clearances Involving Only Persons Under 18 Years of Age	7 Offenses Where Structures Uninhabited, Abandoned, or not Normally in Use	8 Estimated Value of Property Damage
STRUCTURAL							
A. Single Occupancy Residential: Houses, Townhouses, Duplexes, etc.							
B. Other Residential: Apartments, Tenements, Flats, Hotels, Motels, Inns, Dormitories, Boarding Houses, etc.							
C. Storage: Barns, Garages, Warehouses, etc.							
D. Industrial/Manufacturing:							
E. Other Commercial: Stores, Restaurants, Offices, etc.							
F. Community/Public: Churches, Jails, Schools, Colleges, Hosptials, etc.							
G. All Other Structure: Out Buildings, Monuments, Buildings Under Constructions, etc.							
TOTAL							
MOBILE							
H. Motor Vehicles: Automoblies, Trucks, Buses, Motorcycles, etc. UCR Definition	1		1				$500
I. Other Mobile Property: Trailers, Recreational Vehicles, Airplanes, Boats, etc.							
TOTAL	1		1				$500
OTHER							
J. TOTAL OTHER Crops, Timber, Fences, Signs, etc.							
TOTAL							
GRAND TOTAL	**1**		**1**				**$500**

AGENCY: NORTH POLE POLICE DEPARTMENT Calendar Year: 2011

LAW ENFORCEMENT OFFICERS KILLED OR ASSAULTED

Type of Activity	Total assaults by weapon	Type of Weapon				Type of Assignment							Officer assaults cleared
		Firearm	Knife or other cutting instru-ment	Other danger-ous weapon	Hands, fists, feet, etc.	Two-officer vehicle	One-officer vehicle		Detective or special assgn.		Other		
							Alone	Asst	Alone	Ast	Alone	Asst	
	A	B	C	D	E	F	G	H	I	J	K	L	M
1. Responding to disturbance calls (family quarrels, person with firearm, etc.													
2. Burglaries in progress or pursuing burglary suspects													
3. Robberies in progress or pursuing robbery suspects													
4. Attempting other arrests													
5. Civil disorder (riot, mass disobedience, etc.)													
6. Handling, transporting, custody of prisoners													
7. Investigating suspicious persons or circumstances													
8. Ambush – no warning													
9. Mentally deranged													
10. Traffic pursuits and stops													
11. All other													
12. TOTAL (1-11)													
13. Number with person injury													
14. Number without personal injury													

15. TIME OF ASSAULTS	12 AM	2 AM	4 AM	6 AM	8 AM	10 AM	NOON	2 PM	4 PM	6 PM	8 PM	10 PM	UNK

THIS PAGE INTENTIONALLY LEFT BLANK

AGENCY: NORTH SLOPE BUROUGH POLICE DEPARTMENT CALENDAR YEAR 2011

OFFENSES KNOWN TO LAW ENFORCEMENT

(1) Classification of Offense	(2) Offenses Reported	(3) Unfounded Offenses	(4) Actual Offenses	(5) Offenses Cleared	(6) Juveniles Only
CRIMINAL HOMICIDE					
MURDER/NONNEG MANSLAUGHTER					
MANSLAUGHTER BY NEGLIGENCE					
TOTAL					
FORCIBLE RAPE					
RAPE BY FORCE	11		11	3	1
ATTEMPTED FORCIBLE RAPE	2		2		
TOTAL	13		13	3	1
ROBBERY					
FIREARM					
KNIFE/CUTTING INSTRUMENT					
OTHER DANGEROUS WEAPON	1		1		
STRONG-ARM (HANDS, FISTS)					
TOTAL	1		1		
ASSAULT					
FIREARM	14		14	12	
KNIFE OR CUTTING INSTRUMENT	12		12	7	
OTHER DANGEROUS WEAPON	8		8	3	
HANDS, FIST, FEET, AGGRAVATED	46		46	18	
OTHER ASSAULTS - SIMPLE	223		223	164	8
TOTAL	303		303	204	8
BURGLARY					
FORCIBLE ENTRY	15		15	4	
UNLAWFUL ENTRY - NO FORCE	15		15	2	
ATTEMPTED FORCIBLE ENTRY	1		1	1	
TOTAL	31		31	7	
LARCENY-THEFT					
THEFT (EX MOTOR VEHICLE)	64		64	15	3
TOTAL	64		64	15	3
MOTOR VEHICLE THEFT					
AUTOS	4		4	3	
TRUCKS AND BUSES	3		3		
OTHER VEHICLES	14		14	1	
TOTAL	21		21	4	
GRAND TOTAL	**433**		**433**	**233**	**12**

AGENCY: NORTH SLOPE BUROUGH POLICE DEPARTMENT

Calendar Year: 2011

PROPERTY STOLEN BY CLASSIFICATION

CLASSIFICATION OF OFFENSES	NUMBER ACTUAL OFFENSES		VALUE OF PROPERTY STOLEN	
MURDER/NONNEG MANSLAUGHTER				
FORCIBLE RAPE	13			
ROBBERY				
HIGHWAY (STREET, ALLEYS, ETC.)	1			
COMMERCIAL HOUSE				
GAS OR SERVICE STATION				
CONVENIENCE STORE				
RESIDENCE				
BANK				
MISCELLANEOUS				
TOTAL ROBBERY	1			
BURGLARY				
RESIDENCE (DWELLING)				
NIGHT (6PM-6AM)	6		$ 808	
DAY (6AM-6PM)	5		$ 10,900	
UNKNOWN	7		$ 1,444	
NON-RESIDENCE (STORE ETC.)				
NIGHT (6PM-6AM)				
DAY (6AM-6PM)				
UNKNOWN	13		$ 932	
TOTAL BURGLARY	31		$ 14,084	
LARCENY-THEFT				
$200 AND OVER	7		$ 12,979	
$50 TO $200	1		$ 120	
UNDER $50	56		$ 117	
TOTAL	64		$ 13,216	
6X. NATURE OF LARCENIES UNDER ITEM 6				
POCKET-PICKING				
PURSE-SNATCHING				
SHOPLIFTING		6		$ 37
FROM MOTOR VEHICLE		4		$ 3,190
MOTOR VEHICLE PARTS & ACCESSORIES		1		
BICYCLES		4		
FROM BUILDING(EX C&H)		39		$ 9,623
FROM COIN-OP MACHINES		1		
ALL OTHER		9		$ 366
TOTAL LARCENY		64		$ 13,216
MOTOR VEHICLE THEFT	21		$ 172,505	
STOLEN & RECOVERED LOCALLY	13			
STOLEN LOCALLY & RECOVERED OTHER	1			
TOTAL STOLEN OTHER & RECOVERED LOCAL	14			
STOLEN IN OTHER JURIS & RECOVERED LOCALLY				
TOTAL MOTOR VEHICLE THEFT	21		$ 172,505	
GRAND TOTAL	**130**		**$ 199,805**	

AGENCY: NORTH SLOPE BUROUGH POLICE DEPARTMENT Calendar Year: 2011

PROPERTY BY TYPE AND VALUE

Type of Property (1)	Monetary Value of Property Stolen in Your Jurisdiction	
	STOLEN (2)	RECOVERED (3)
CURRENCY, NOTES, ETC.	$ 1,624	
JEWELRY & PRECIOUS METALS		
CLOTHING AND FURS		
LOCALLY STOLEN MOTOR VEHICLE	$ 160,505	$ 100,003
OFFICE EQUIPMENT		
TV, RADIOS, CAMERAS, ETC.	$ 699	
FIREARMS	$ 300	
HOUSEHOLD GOODS	$ 183	
CONSUMABLE GOODS	$ 362	$ 32
LIVESTOCK		
MISCELLANEOUS	$ 36,132	
GRAND TOTAL	**$ 199,805**	**$ 100,035**

AGENCY: NORTH SLOPE BUROUGH POLICE DEPARTMENT

Calendar Year: 2011

AGE, SEX AND RACE OF PERSONS ARRESTED
under 18 Years of age

CLASSIFICATIONS OF OFFENSES	UCR	SEX	AGE						TOT	RACE			
			Under 10	10-12	13-14	15	16	17		WHT	BLK	IND	ASN
MURDER/NONNEG MANSLAUGHTER	01A	M											
		F											
MANSLAUGHTER BY NEGLIGENCE	01B	M											
		F											
RAPE BY FORCE	02	M											
		F											
ROBBERY	03	M											
		F											
AGGRAVATED ASSAULT	04	M			2			1	3			3	
		F											
BURGLARY	05	M			2	2	6	5	15			15	
		F											
LARCENY	06	M		2	1	1			4			4	
		F		1					1			1	
MOTOR VEHICLE THEFT	07	M											
		F			1	3			4			4	
OTHER ASSAULTS	08	M				4	2	2	8			8	
		F				1	1		2			2	
ARSON	09	M											
		F											
FORGERY	10	M											
		F											
FRAUD	11	M											
		F											
EMBEZZLEMENT	12	M											
		F											
STOLEN PROPERTY	13	M											
		F											
VANDALISM	14	M		2	1	2	2	2	9			9	
		F				1			1			1	
WEAPONS	15	M											
		F											
PROSTITUTION	16	M											
		F											
SEX OFFENSES	17	M											
		F											

AGENCY: NORTH SLOPE BUROUGH POLICE DEPARTMENT Calendar Year: 2011

AGE, SEX AND RACE OF PERSONS ARRESTED
under 18 Years of age

CLASSIFICATIONS OF OFFENSES	UCR	SEX	AGE						TOT	RACE			
			Under 10	10-12	13-14	15	16	17		WHT	BLK	IND	ASN
DRUG/SALE/MAN	180	M						1	1			1	
		F											
NARCOTICS	180a	M											
		F											
MARIJUANA	180b	M						1	1			1	
		F											
SYNTHETIC NARC	180c	M											
		F											
OTHER/NON-NARC	180d	M											
		F											
DRUG/POSSESSION	185	M		1	1	5			7			7	
		F											
NARCOTICS	185e	M											
		F											
MARIJUANA	185f	M		1	1	5			7			7	
		F											
SYNTHETIC NARC	185g	M											
		F											
OTHER/NON-NARC	185h	M											
		F											
GAMBLING	19	M											
		F											
BOOKMAKING	19a	M											
		F											
NUMBERS	19b	M											
		F											
OTHER GAMBLING	19c	M											
		F											
FAMILY/CHILD	20	M											
		F											
DRIVING INFLUENCE	21	M											
		F											
LIQUOR LAWS	22	M					1	1	2			2	
		F											
DRUNKENNESS	23	M											
		F						1	1			1	

AGENCY: NORTH SLOPE BUROUGH POLICE DEPARTMENT Calendar Year: 2011

AGE, SEX AND RACE OF PERSONS ARRESTED
under 18 Years of age

CLASSIFICATIONS OF OFFENSES	UCR	SEX	AGE						TOT	RACE			
			Under 10	10-12	13-14	15	16	17		WHT	BLK	IND	ASN
DISORDERLY CONDUCT	24	M											
		F											
VAGRANCY	25	M											
		F											
ALL OTHER	26	M	1		3	1	2		7			7	
		F											
SUSPICION	27	M											
		F											
CURFEW	28	M											
		F											
RUN-AWAYS	29	M											
		F											
TOTAL BY SEX		M	1	5	10	15	13	12	56			56	
		F		1	1	5	1	1	9			9	
GRAND TOTAL			**1**	**6**	**11**	**20**	**14**	**13**	**65**			**65**	

AGENCY: NORTH SLOPE BUROUGH POLICE DEPARTMENT

Calendar Year: 2011

AGE, SEX AND RACE OF PERSONS ARRESTED
18 Years of age and over

CLASSIFICATIONS OF OFFENSES	UCR	SEX	AGE																TOT	RACE			
			18	19	20	21	22	23	24	25 29	30 34	35 39	40 44	45 49	50 54	55 59	60 64	65 OV		WHT	BLK	IND	ASN
MURDER/NONNEG MANSLAUGHTER	01A	M																					
		F																					
MANSLAUGHTER BY NEGLIGENCE	01B	M																					
		F																					
RAPE BY FORCE	02	M											1	1					2			2	
		F																					
ROBBERY	03	M																					
		F																					
AGGRAVATED ASSAULT	04	M	2	3		1	4	1	1	10	8	4	2	6	1	2	1		46	3		41	2
		F						2		2									4	1		3	
BURGLARY	05	M		1		1				5	2	1	1						11	1		9	1
		F	1		1								1						3			3	
LARCENY	06	M	1	2	1	2	1	3	1	4	4	2	1	1	2				25	4	1	19	1
		F				1			3	1		1							6			6	
MOTOR VEHICLE THEFT	07	M					1	1	2	2	2			1					9			8	1
		F	1																1			1	
OTHER ASSAULTS	08	M	1	1	10	7	8	7	4	36	15	16	10	7	3	3	1	1	130	4		122	4
		F			5	5	2	2	2	8		7	5	2					38	3		35	
ARSON	09	M																					
		F																					
FORGERY	10	M																					
		F																					
FRAUD	11	M																1	1			1	
		F								1							1		2			2	
EMBEZZLEMENT	12	M																					
		F									1								1			1	
STOLEN PROPERTY	13	M																					
		F						1											1				1
VANDALISM	14	M				1	2	2		3									8			8	
		F			1	1	1			1			1						5			5	
WEAPONS	15	M			1					1			1	2	1			1	7			7	
		F																					
PROSTITUTION	16	M																					
		F																					
SEX OFFENSES	17	M						2		1				1					4			4	
		F													1				1	1			

AGENCY: NORTH SLOPE BUROUGH POLICE DEPARTMENT

Calendar Year: 2011

AGE, SEX AND RACE OF PERSONS ARRESTED
18 Years of age and over

CLASSIFICATIONS OF OFFENSES	UCR	SEX	AGE																TOT	RACE			
			18	19	20	21	22	23	24	25 29	30 34	35 39	40 44	45 49	50 54	55 59	60 64	65 OV		WHT	BLK	IND	ASN
DRUG/SALE/MAN	180	M								2	1	2		1	3				9	2		6	1
		F								1	2	1							4			4	
NARCOTICS	180a	M										1		1	1				3	1		1	1
		F										1							1			1	
MARIJUANA	180b	M								2	1	1			2				6	1		5	
		F								1	2								3			3	
SYNTHETIC NARC	180c	M																					
		F																					
OTHER/NON-NARC	180d	M																					
		F																					
DRUG/POSSESSION	185	M		1	2		1	3	5	13	8		4	3	2	1			43	2		41	
		F				1	1			4	4			1			1		12			12	
NARCOTICS	185e	M						1			2								3	1		2	
		F								1									1			1	
MARIJUANA	185f	M		1	2		1	2	5	13	6		3	3	2	1			39	1		38	
		F				1	1			3	4			1			1		11			11	
SYNTHETIC NARC	185g	M																					
		F																					
OTHER/NON-NARC	185h	M											1						1			1	
		F																					
GAMBLING	19	M																					
		F																					
BOOKMAKING	19a	M																					
		F																					
NUMBERS	19b	M																					
		F																					
OTHER GAMBLING	19c	M																					
		F																					
FAMILY/CHILD	20	M								1									1			1	
		F				1													1			1	
DRIVING INFLUENCE	21	M			3		5	3	3	11	4	1	4	6	3	1	2		46	4		39	3
		F		2		2	1	1	1	7	2	2		1		1			20			20	
LIQUOR LAWS	22	M	2	1	5	5	1	4	2	11	7	4	5	8	7	1	2		65	4	1	58	2
		F			2	6	1	3	6	12	2	1	5	1					39	2		37	
DRUNKENNESS	23	M			1	2				5	1	5	3	2	1			1	21	1		20	
		F			1				4	3	1		3		1				13			13	

AGENCY: NORTH SLOPE BUROUGH POLICE DEPARTMENT

Calendar Year: 2011

AGE, SEX AND RACE OF PERSONS ARRESTED
18 Years of age and over

CLASSIFICATIONS OF OFFENSES	UCR	SEX	AGE																TOT	RACE			
			18	19	20	21	22	23	24	25 29	30 34	35 39	40 44	45 49	50 54	55 59	60 64	65 OV		WHT	BLK	IND	ASN
DISORDERLY CONDUCT	24	M						1	3	1		2		2				1	10			10	
		F			1				2										3			3	
VAGRANCY	25	M																					
		F																					
ALL OTHER	26	M	4	5	11	6	7	7	5	33	24	9	12	16	9	2	1	1	152	11	3	135	3
		F	4	2	3	3	1	7	4	14	8	4	4	2	4		1	1	62	3		58	1
SUSPICION	27	M																					
		F																					
CURFEW	28	M																					
		F																					
TOTAL BY SEX		M	10	14	34	25	30	34	26	139	76	46	44	57	32	10	7	6	590	36	5	531	18
		F	6	4	14	20	7	16	22	54	20	16	19	7	6	1	3	1	216	10		204	2
GRAND TOTAL			**16**	**18**	**48**	**45**	**37**	**50**	**48**	**193**	**96**	**62**	**63**	**64**	**38**	**11**	**10**	**7**	**806**	**46**	**5**	**735**	**20**

AGENCY: NORTH SLOPE BUROUGH POLICE DEPARTMENT Calendar Year: 2011

ARSON OFFENSES KNOWN TO LAW ENFORCEMENT

1 Property Classification	2 Offenses Reported or Known to Police (Include Unfounded and attempts)	3 Unfounded, i.e. False or Baseless Complaints	4 Number of Actual Offenses (Column 2 Minus Column 3) (Include Attempts)	5 Total Offenses Cleared by Arrest or Exceptional Means (Include Column 6)	6 Number of Clearances Involving Only Persons Under 18 Years of Age	7 Offenses Where Structures Uninhabited, Abandoned, or not Normally in Use	8 Estimated Value of Property Damage
STRUCTURAL							
A. Single Occupancy Residential: Houses, Townhouses, Duplexes, etc.							
B. Other Residential: Apartments, Tenements, Flats, Hotels, Motels, Inns, Dormitories, Boarding Houses, etc.							
C. Storage: Barns, Garages, Warehouses, etc.							
D. Industrial/Manufacturing:							
E. Other Commercial: Stores, Restaurants, Offices, etc.							
F. Community/Public: Churches, Jails, Schools, Colleges, Hosptials, etc.							
G. All Other Structure: Out Buildings, Monuments, Buildings Under Constructions, etc.							
TOTAL							
MOBILE							
H. Motor Vehicles: Automoblies, Trucks, Buses, Motorcycles, etc. UCR Definition							
I. Other Mobile Property: Trailers, Recreational Vehicles, Airplanes, Boats, etc.							
TOTAL							
OTHER							
J. TOTAL OTHER Crops, Timber, Fences, Signs, etc.							
TOTAL							
GRAND TOTAL							

AGENCY: NORTH SLOPE BUROUGH POLICE DEPARTMENT Calendar Year: 2011

LAW ENFORCEMENT OFFICERS KILLED OR ASSAULTED

Type of Activity	Total assaults by weapon	Type of Weapon				Type of Assignment							Officer assaults cleared
		Firearm	Knife or other cutting instru-ment	Other danger-ous weapon	Hands, fists, feet, etc.	Two-officer vehicle	One-officer vehicle		Detective or special assgn.		Other		
							Alone	Asst	Alone	Ast	Alone	Asst	
	A	B	C	D	E	F	G	H	I	J	K	L	M
1. Responding to disturbance calls (family quarrels, person with firearm, etc.	8		1		7	1	2	3				2	8
2. Burglaries in progress or pursuing burglary suspects													
3. Robberies in progress or pursuing robbery suspects													
4. Attempting other arrests	1				1		1						
5. Civil disorder (riot, mass disobedience, etc.)													
6. Handling, transporting, custody of prisoners													
7. Investigating suspicious persons or circumstances													
8. Ambush – no warning													
9. Mentally deranged													
10. Traffic pursuits and stops													
11. All other	1				1							1	1
12. TOTAL (1-11)	**10**		**1**		**9**	**1**	**3**	**3**				**3**	**9**
13. Number with person injury	5				5								
14. Number without personal injury	5		1		4								

15. TIME OF ASSAULTS	12 AM	2 AM	4 AM	6 AM	8 AM	10 AM	NOON	2 PM	4 PM	6 PM	8 PM	10 PM	UNK
	1	1	2	1		2	1			1		1	

THIS PAGE INTENTIONALLY LEFT BLANK

AGENCY: PALMER POLICE DEPARTMENT CALENDAR YEAR 2011

OFFENSES KNOWN TO LAW ENFORCEMENT

(1) Classification of Offense	(2) Offenses Reported	(3) Unfounded Offenses	(4) Actual Offenses	(5) Offenses Cleared	(6) Juveniles Only
CRIMINAL HOMICIDE					
MURDER/NONNEG MANSLAUGHTER					
MANSLAUGHTER BY NEGLIGENCE					
TOTAL					
FORCIBLE RAPE					
RAPE BY FORCE	2	1	1		
ATTEMPTED FORCIBLE RAPE					
TOTAL	2	1	1		
ROBBERY					
FIREARM	1		1	1	
KNIFE/CUTTING INSTRUMENT					
OTHER DANGEROUS WEAPON					
STRONG-ARM (HANDS, FISTS)					
TOTAL	1		1	1	
ASSAULT					
FIREARM	2		2	1	
KNIFE OR CUTTING INSTRUMENT	3		3	3	
OTHER DANGEROUS WEAPON					
HANDS, FIST, FEET, AGGRAVATED	14	2	12	9	
OTHER ASSAULTS - SIMPLE	70	5	65	45	
TOTAL	89	7	82	58	
BURGLARY					
FORCIBLE ENTRY	11	1	10	1	
UNLAWFUL ENTRY - NO FORCE	11	2	9		
ATTEMPTED FORCIBLE ENTRY	1	1			
TOTAL	23	4	19	1	
LARCENY-THEFT					
THEFT (EX MOTOR VEHICLE)	228	54	174	53	
TOTAL	228	54	174	53	
MOTOR VEHICLE THEFT					
AUTOS	4	2	2	1	
TRUCKS AND BUSES					
OTHER VEHICLES					
TOTAL	4	2	2	1	
GRAND TOTAL	**347**	**68**	**279**	**114**	

AGENCY: PALMER POLICE DEPARTMENT

Calendar Year: 2011

PROPERTY STOLEN BY CLASSIFICATION

CLASSIFICATION OF OFFENSES	NUMBER ACTUAL OFFENSES		VALUE OF PROPERTY STOLEN	
MURDER/NONNEG MANSLAUGHTER				
FORCIBLE RAPE	1			
ROBBERY				
HIGHWAY (STREET, ALLEYS, ETC.)				
COMMERCIAL HOUSE				
GAS OR SERVICE STATION				
CONVENIENCE STORE				
RESIDENCE	1			
BANK				
MISCELLANEOUS				
TOTAL ROBBERY	1			
BURGLARY				
RESIDENCE (DWELLING)				
NIGHT (6PM-6AM)	4		$ 5,800	
DAY (6AM-6PM)	2		$ 898	
UNKNOWN				
NON-RESIDENCE (STORE ETC.)				
NIGHT (6PM-6AM)	3		$ 163	
DAY (6AM-6PM)	8		$ 12,442	
UNKNOWN	2			
TOTAL BURGLARY	19		$ 19,303	
LARCENY-THEFT				
$200 AND OVER	84		$ 97,568	
$50 TO $200	52		$ 5,141	
UNDER $50	38		$ 833	
TOTAL	174		$ 103,542	
6X. NATURE OF LARCENIES UNDER ITEM 6				
POCKET-PICKING		1		$ 3
PURSE-SNATCHING		3		$ 585
SHOPLIFTING		22		$ 1,094
FROM MOTOR VEHICLE		31		$ 17,644
MOTOR VEHICLE PARTS & ACCESSORIES		5		$ 3,644
BICYCLES		12		$ 1,435
FROM BUILDING(EX C&H)		54		$ 27,315
FROM COIN-OP MACHINES				
ALL OTHER		46		$ 51,822
TOTAL LARCENY		174		$ 103,542
MOTOR VEHICLE THEFT	2		$ 18,700	
STOLEN & RECOVERED LOCALLY				
STOLEN LOCALLY & RECOVERED OTHER				
TOTAL STOLEN OTHER & RECOVERED LOCAL				
STOLEN IN OTHER JURIS & RECOVERED LOCALLY				
TOTAL MOTOR VEHICLE THEFT	2		$ 18,700	
GRAND TOTAL	**197**		**$ 141,545**	

AGENCY: PALMER POLICE DEPARTMENT Calendar Year: 2011

PROPERTY BY TYPE AND VALUE

Type of Property (1)	Monetary Value of Property Stolen in Your Jurisdiction	
	STOLEN (2)	RECOVERED (3)
CURRENCY, NOTES, ETC.	$ 21,710	
JEWELRY & PRECIOUS METALS	$ 1,200	
CLOTHING AND FURS	$ 47	
LOCALLY STOLEN MOTOR VEHICLE	$ 18,700	$ 15,200
OFFICE EQUIPMENT	$ 5,037	
TV, RADIOS, CAMERAS, ETC.	$ 8,350	
FIREARMS	$ 3,800	
HOUSEHOLD GOODS	$ 200	
CONSUMABLE GOODS	$ 1,334	$ 428
LIVESTOCK		
MISCELLANEOUS	$ 81,167	$ 5,349
GRAND TOTAL	**$ 141,545**	**$ 20,977**

AGENCY: PALMER POLICE DEPARTMENT

Calendar Year: 2011

AGE, SEX AND RACE OF PERSONS ARRESTED
under 18 Years of age

CLASSIFICATIONS OF OFFENSES	UCR	SEX	AGE						TOT	RACE			
			Under 10	10-12	13-14	15	16	17		WHT	BLK	IND	ASN
MURDER/NONNEG MANSLAUGHTER	01A	M											
		F											
MANSLAUGHTER BY NEGLIGENCE	01B	M											
		F											
RAPE BY FORCE	02	M											
		F											
ROBBERY	03	M											
		F											
AGGRAVATED ASSAULT	04	M			4			1	5	1		4	
		F		1				1	2	2			
BURGLARY	05	M											
		F											
LARCENY	06	M		3	6	2	4	6	21	18		3	
		F				1			1	1			
MOTOR VEHICLE THEFT	07	M											
		F											
OTHER ASSAULTS	08	M		1	1	1			3	3			
		F					1		1	1			
ARSON	09	M											
		F											
FORGERY	10	M											
		F											
FRAUD	11	M											
		F											
EMBEZZLEMENT	12	M											
		F											
STOLEN PROPERTY	13	M						1	1	1			
		F											
VANDALISM	14	M			1	1		1	3	2		1	
		F											
WEAPONS	15	M		1	2	1			4	3		1	
		F											
PROSTITUTION	16	M											
		F											
SEX OFFENSES	17	M				4			4			4	
		F											

AGENCY: PALMER POLICE DEPARTMENT

Calendar Year: 2011

AGE, SEX AND RACE OF PERSONS ARRESTED
under 18 Years of age

CLASSIFICATIONS OF OFFENSES	UCR	SEX	AGE						TOT	RACE			
			Under 10	10-12	13-14	15	16	17		WHT	BLK	IND	ASN
DRUG/SALE/MAN	180	M				1			1	1			
		F				1			1	1			
NARCOTICS	180a	M				1			1	1			
		F				1			1	1			
MARIJUANA	180b	M											
		F											
SYNTHETIC NARC	180c	M											
		F											
OTHER/NON-NARC	180d	M											
		F											
DRUG/POSSESSION	185	M			4	2	4	4	14	13		1	
		F			2	2	2		6	6			
NARCOTICS	185e	M											
		F											
MARIJUANA	185f	M			4	2	4	4	14	13		1	
		F			2	2	1		5	5			
SYNTHETIC NARC	185g	M											
		F					1		1	1			
OTHER/NON-NARC	185h	M											
		F											
GAMBLING	19	M											
		F											
BOOKMAKING	19a	M											
		F											
NUMBERS	19b	M											
		F											
OTHER GAMBLING	19c	M											
		F											
FAMILY/CHILD	20	M											
		F											
DRIVING INFLUENCE	21	M											
		F											
LIQUOR LAWS	22	M					4	9	13	10	2		1
		F			1	1	4		6	6			
DRUNKENNESS	23	M											
		F											

AGENCY: PALMER POLICE DEPARTMENT

Calendar Year: 2011

AGE, SEX AND RACE OF PERSONS ARRESTED
under 18 Years of age

CLASSIFICATIONS OF OFFENSES	UCR	SEX	AGE						TOT	RACE			
			Under 10	10-12	13-14	15	16	17		WHT	BLK	IND	ASN
DISORDERLY CONDUCT	24	M			1	2			3	3			
		F											
VAGRANCY	25	M											
		F											
ALL OTHER	26	M		1	1	2	9	3	16	15		1	
		F			1		3		4	4			
SUSPICION	27	M											
		F											
CURFEW	28	M											
		F											
RUN-AWAYS	29	M											
		F											
TOTAL BY SEX		M		6	20	16	21	25	88	70	2	15	1
		F		1	4	5	10	1	21	21			
GRAND TOTAL				**7**	**24**	**21**	**31**	**26**	**109**	**91**	**2**	**15**	**1**

AGENCY: PALMER POLICE DEPARTMENT

Calendar Year: 2011

AGE, SEX AND RACE OF PERSONS ARRESTED
18 Years of age and over

CLASSIFICATIONS OF OFFENSES	UCR	SEX	AGE																TOT	RACE			
			18	19	20	21	22	23	24	25 29	30 34	35 39	40 44	45 49	50 54	55 59	60 64	65 OV		WHT	BLK	IND	ASN
MURDER/NONNEG MANSLAUGHTER	01A	M																					
		F																					
MANSLAUGHTER BY NEGLIGENCE	01B	M																					
		F																					
RAPE BY FORCE	02	M																					
		F																					
ROBBERY	03	M								1									1	1			
		F																					
AGGRAVATED ASSAULT	04	M					3	2	1	2		1		3				2	14	10		2	2
		F						2	1							1			4	4			
BURGLARY	05	M								2									2	2			
		F								1									1	1			
LARCENY	06	M	7	3	4	1	4	3	1	9	2	1	1		4				40	36	1	1	2
		F				1	1		3	1	3	1	1	1					12	10		2	
MOTOR VEHICLE THEFT	07	M			1													1	2	1		1	
		F																					
OTHER ASSAULTS	08	M			1	2	1	1	1	7	1	1	1	1	2		2	2	23	17	4	1	1
		F	1		2	1	2	1	1	6	2		2				1		19	15		4	
ARSON	09	M				1													1	1			
		F																					
FORGERY	10	M								1									1	1			
		F				1													1	1			
FRAUD	11	M		1						4			2	1					8	7	1		
		F	1						1					1					3	3			
EMBEZZLEMENT	12	M																					
		F																					
STOLEN PROPERTY	13	M	1							1									2	2			
		F																					
VANDALISM	14	M	1		1	1	1	2		2	4	1			1				14	12		1	1
		F								1									1	1			
WEAPONS	15	M	1		1	1					1	1	2						7	7			
		F								1	1				1				3	3			
PROSTITUTION	16	M																					
		F																					
SEX OFFENSES	17	M	1			4													5			5	
		F																					

AGENCY: PALMER POLICE DEPARTMENT

Calendar Year: 2011

AGE, SEX AND RACE OF PERSONS ARRESTED
18 Years of age and over

CLASSIFICATIONS OF OFFENSES	UCR	SEX	AGE																TOT	RACE			
			18	19	20	21	22	23	24	25 29	30 34	35 39	40 44	45 49	50 54	55 59	60 64	65 OV		WHT	BLK	IND	ASN
DRUG/SALE/MAN	180	M	2				1		2	1	2				1				9	9			
		F									4	1							5	5			
NARCOTICS	180a	M	1				1				2								4	4			
		F																					
MARIJUANA	180b	M	1						2						1				4	4			
		F																					
SYNTHETIC NARC	180c	M																					
		F									3	1							4	4			
OTHER/NON-NARC	180d	M								1									1	1			
		F									1								1	1			
DRUG/POSSESSION	185	M	8	5	4		1	3		6	12			1	2				42	39		2	1
		F		2	2				2	6	7	4	1		1				25	23		2	
NARCOTICS	185e	M						1			1								2	2			
		F		1						1	1								3	3			
MARIJUANA	185f	M	8	5	4		1	1		5	8			1	2				35	32		2	1
		F		1	2				2	2	1		1		1				10	8		2	
SYNTHETIC NARC	185g	M						1			2								3	3			
		F								2	4	1							7	7			
OTHER/NON-NARC	185h	M								1	1								2	2			
		F								1	1	3							5	5			
GAMBLING	19	M																					
		F																					
BOOKMAKING	19a	M																					
		F																					
NUMBERS	19b	M																					
		F																					
OTHER GAMBLING	19c	M																					
		F																					
FAMILY/CHILD	20	M					5												5	5			
		F															1		1			1	
DRIVING INFLUENCE	21	M	1		2	1	6	4	1	11	6	3	8	3	6	3	1		56	45	5	5	1
		F		1	1	2				2	3	2	1	4	2	2	1		21	17		4	
LIQUOR LAWS	22	M	11	12	17		5	1		1									47	35	2	7	3
		F	9	7	2														18	16		2	
DRUNKENNESS	23	M																					
		F																					

AGENCY: PALMER POLICE DEPARTMENT

Calendar Year: 2011

AGE, SEX AND RACE OF PERSONS ARRESTED
18 Years of age and over

CLASSIFICATIONS OF OFFENSES	UCR	SEX	AGE																TOT	RACE			
			18	19	20	21	22	23	24	25 29	30 34	35 39	40 44	45 49	50 54	55 59	60 64	65 OV		WHT	BLK	IND	ASN
DISORDERLY CONDUCT	24	M		2	1	1	1	1		3					2		1		12	9		2	1
		F	2		1	2	2			1	1	2		1					12	10		2	
VAGRANCY	25	M																					
		F																					
ALL OTHER	26	M	16	6	8	10	7	11	7	36	20	12	10	17	17	1	1		179	151	11	15	2
		F	2	2	3	4	3	2	4	14	6	9	7	8	5	2			71	57	1	12	1
SUSPICION	27	M																					
		F																					
CURFEW	28	M																					
		F																					
TOTAL BY SEX		M	49	29	40	22	35	28	13	87	48	20	24	26	35	4	5	5	470	390	24	42	14
		F	15	12	11	11	8	5	12	33	27	19	12	15	9	5	3		197	166	1	29	1
GRAND TOTAL			**64**	**41**	**51**	**33**	**43**	**33**	**25**	**120**	**75**	**39**	**36**	**41**	**44**	**9**	**8**	**5**	**667**	**556**	**25**	**71**	**15**

AGENCY: PALMER POLICE DEPARTMENT Calendar Year: 2011

ARSON OFFENSES KNOWN TO LAW ENFORCEMENT

1 Property Classification	2 Offenses Reported or Known to Police (Include Unfounded and attempts)	3 Unfounded, i.e. False or Baseless Complaints	4 Number of Actual Offenses (Column 2 Minus Column 3) (Include Attempts)	5 Total Offenses Cleared by Arrest or Exceptional Means (Include Column 6)	6 Number of Clearances Involving Only Persons Under 18 Years of Age	7 Offenses Where Structures Uninhabited, Abandoned, or not Normally in Use	8 Estimated Value of Property Damage
STRUCTURAL							
A. Single Occupancy Residential: Houses, Townhouses, Duplexes, etc.	1		1			1	
B. Other Residential: Apartments, Tenements, Flats, Hotels, Motels, Inns, Dormitories, Boarding Houses, etc.							
C. Storage: Barns, Garages, Warehouses, etc.							
D. Industrial/Manufacturing:							
E. Other Commercial: Stores, Restaurants, Offices, etc.							
F. Community/Public: Churches, Jails, Schools, Colleges, Hosptials, etc.							
G. All Other Structure: Out Buildings, Monuments, Buildings Under Constructions, etc.							
TOTAL	1		1			1	
MOBILE							
H. Motor Vehicles: Automoblies, Trucks, Buses, Motorcycles, etc. UCR Definition							
I. Other Mobile Property: Trailers, Recreational Vehicles, Airplanes, Boats, etc.							
TOTAL							
OTHER							
J. TOTAL OTHER Crops, Timber, Fences, Signs, etc.							
TOTAL							
GRAND TOTAL	**1**		**1**			**1**	

AGENCY: PALMER POLICE DEPARTMENT

Calendar Year: 2011

LAW ENFORCEMENT OFFICERS KILLED OR ASSAULTED

Type of Activity	Total assaults by weapon	Type of Weapon				Type of Assignment							Officer assaults cleared
		Firearm	Knife or other cutting instru-ment	Other danger-ous weapon	Hands, fists, feet, etc.	Two-officer vehicle	One-officer vehicle		Detective or special assgn.		Other		
							Alone	Asst	Alone	Ast	Alone	Asst	
	A	B	C	D	E	F	G	H	I	J	K	L	M
1. Responding to disturbance calls (family quarrels, person with firearm, etc.													
2. Burglaries in progress or pursuing burglary suspects													
3. Robberies in progress or pursuing robbery suspects													
4. Attempting other arrests													
5. Civil disorder (riot, mass disobedience, etc.)													
6. Handling, transporting, custody of prisoners													
7. Investigating suspicious persons or circumstances													
8. Ambush – no warning													
9. Mentally deranged													
10. Traffic pursuits and stops													
11. All other													
12. TOTAL (1-11)													
13. Number with person injury													
14. Number without personal injury													

15. TIME OF ASSAULTS	12 AM	2 AM	4 AM	6 AM	8 AM	10 AM	NOON	2 PM	4 PM	6 PM	8 PM	10 PM	UNK

THIS PAGE INTENTIONALLY LEFT BLANK

AGENCY: PETERSBURG POLICE DEPARTMENT CALENDAR YEAR 2011

OFFENSES KNOWN TO LAW ENFORCEMENT

(1) Classification of Offense	(2) Offenses Reported	(3) Unfounded Offenses	(4) Actual Offenses	(5) Offenses Cleared	(6) Juveniles Only
CRIMINAL HOMICIDE					
MURDER/NONNEG MANSLAUGHTER					
MANSLAUGHTER BY NEGLIGENCE					
TOTAL					
FORCIBLE RAPE					
RAPE BY FORCE					
ATTEMPTED FORCIBLE RAPE					
TOTAL					
ROBBERY					
FIREARM					
KNIFE/CUTTING INSTRUMENT					
OTHER DANGEROUS WEAPON					
STRONG-ARM (HANDS, FISTS)					
TOTAL					
ASSAULT					
FIREARM					
KNIFE OR CUTTING INSTRUMENT	4		4	4	2
OTHER DANGEROUS WEAPON					
HANDS, FIST, FEET, AGGRAVATED	9		9	7	3
OTHER ASSAULTS - SIMPLE	20		20	19	
TOTAL	33		33	30	5
BURGLARY					
FORCIBLE ENTRY	4		4		
UNLAWFUL ENTRY - NO FORCE	3		3		
ATTEMPTED FORCIBLE ENTRY					
TOTAL	7		7		
LARCENY-THEFT					
THEFT (EX MOTOR VEHICLE)	122		122	11	4
TOTAL	122		122	11	4
MOTOR VEHICLE THEFT					
AUTOS	2		2		
TRUCKS AND BUSES					
OTHER VEHICLES					
TOTAL	2		2		
GRAND TOTAL	**164**		**164**	**41**	**9**

AGENCY: PETERSBURG POLICE DEPARTMENT

Calendar Year: 2011

PROPERTY STOLEN BY CLASSIFICATION

CLASSIFICATION OF OFFENSES	NUMBER ACTUAL OFFENSES		VALUE OF PROPERTY STOLEN	
MURDER/NONNEG MANSLAUGHTER				
FORCIBLE RAPE				
ROBBERY				
HIGHWAY (STREET, ALLEYS, ETC.)				
COMMERCIAL HOUSE				
GAS OR SERVICE STATION				
CONVENIENCE STORE				
RESIDENCE				
BANK				
MISCELLANEOUS				
TOTAL ROBBERY				
BURGLARY				
RESIDENCE (DWELLING)				
NIGHT (6PM-6AM)	2		$ 14,450	
DAY (6AM-6PM)	1			
UNKNOWN				
NON-RESIDENCE (STORE ETC.)				
NIGHT (6PM-6AM)	4		$ 5,337	
DAY (6AM-6PM)				
UNKNOWN				
TOTAL BURGLARY	7		$ 19,787	
LARCENY-THEFT				
$200 AND OVER	39		$ 23,370	
$50 TO $200	43		$ 4,562	
UNDER $50	40		$ 737	
TOTAL	122		$ 28,669	
6X. NATURE OF LARCENIES UNDER ITEM 6				
POCKET-PICKING				
PURSE-SNATCHING				
SHOPLIFTING		4		$ 8
FROM MOTOR VEHICLE		43		$ 6,656
MOTOR VEHICLE PARTS & ACCESSORIES		2		$ 115
BICYCLES		20		$ 4,065
FROM BUILDING(EX C&H)		21		$ 6,457
FROM COIN-OP MACHINES				
ALL OTHER		32		$ 11,368
TOTAL LARCENY		122		$ 28,669
MOTOR VEHICLE THEFT	2			
STOLEN & RECOVERED LOCALLY				
STOLEN LOCALLY & RECOVERED OTHER				
TOTAL STOLEN OTHER & RECOVERED LOCAL				
STOLEN IN OTHER JURIS & RECOVERED LOCALLY				
TOTAL MOTOR VEHICLE THEFT	2			
GRAND TOTAL	**131**		**$ 48,456**	

AGENCY: PETERSBURG POLICE DEPARTMENT Calendar Year: 2011

PROPERTY BY TYPE AND VALUE

Type of Property	Monetary Value of Property Stolen in Your Jurisdiction	
(1)	STOLEN (2)	RECOVERED (3)
CURRENCY, NOTES, ETC.	$ 10,114	
JEWELRY & PRECIOUS METALS	$ 15,050	$ 300
CLOTHING AND FURS	$ 436	
LOCALLY STOLEN MOTOR VEHICLE		
OFFICE EQUIPMENT	$ 1,950	$ 250
TV, RADIOS, CAMERAS, ETC.	$ 3,129	
FIREARMS	$ 1,650	
HOUSEHOLD GOODS		
CONSUMABLE GOODS	$ 3,539	
LIVESTOCK		
MISCELLANEOUS	$ 12,588	$ 2,632
GRAND TOTAL	**$ 48,456**	**$ 3,182**

AGENCY: PETERSBURG POLICE DEPARTMENT

Calendar Year: 2011

AGE, SEX AND RACE OF PERSONS ARRESTED
under 18 Years of age

CLASSIFICATIONS OF OFFENSES	UCR	SEX	AGE						TOT	RACE			
			Under 10	10-12	13-14	15	16	17		WHT	BLK	IND	ASN
MURDER/NONNEG MANSLAUGHTER	01A	M											
		F											
MANSLAUGHTER BY NEGLIGENCE	01B	M											
		F											
RAPE BY FORCE	02	M											
		F											
ROBBERY	03	M											
		F											
AGGRAVATED ASSAULT	04	M			1		2	1	4	4			
		F											
BURGLARY	05	M											
		F											
LARCENY	06	M		1	1			2	4	4			
		F					1		1	1			
MOTOR VEHICLE THEFT	07	M											
		F											
OTHER ASSAULTS	08	M											
		F											
ARSON	09	M											
		F											
FORGERY	10	M											
		F											
FRAUD	11	M											
		F											
EMBEZZLEMENT	12	M											
		F											
STOLEN PROPERTY	13	M											
		F											
VANDALISM	14	M		1					1	1			
		F											
WEAPONS	15	M											
		F											
PROSTITUTION	16	M											
		F											
SEX OFFENSES	17	M											
		F											

AGENCY: PETERSBURG POLICE DEPARTMENT Calendar Year: 2011

AGE, SEX AND RACE OF PERSONS ARRESTED
under 18 Years of age

CLASSIFICATIONS OF OFFENSES	UCR	SEX	AGE						TOT	RACE			
			Under 10	10-12	13-14	15	16	17		WHT	BLK	IND	ASN
DRUG/SALE/MAN	180	M						1	1	1			
		F											
NARCOTICS	180a	M											
		F											
MARIJUANA	180b	M						1	1	1			
		F											
SYNTHETIC NARC	180c	M											
		F											
OTHER/NON-NARC	180d	M											
		F											
DRUG/POSSESSION	185	M											
		F											
NARCOTICS	185e	M											
		F											
MARIJUANA	185f	M											
		F											
SYNTHETIC NARC	185g	M											
		F											
OTHER/NON-NARC	185h	M											
		F											
GAMBLING	19	M											
		F											
BOOKMAKING	19a	M											
		F											
NUMBERS	19b	M											
		F											
OTHER GAMBLING	19c	M											
		F											
FAMILY/CHILD	20	M											
		F											
DRIVING INFLUENCE	21	M					1		1			1	
		F					1		1	1			
LIQUOR LAWS	22	M					1		1	1			
		F					1		1			1	
DRUNKENNESS	23	M											
		F											

AGENCY: PETERSBURG POLICE DEPARTMENT

Calendar Year: 2011

AGE, SEX AND RACE OF PERSONS ARRESTED
under 18 Years of age

CLASSIFICATIONS OF OFFENSES	UCR	SEX	AGE						TOT	RACE			
			Under 10	10-12	13-14	15	16	17		WHT	BLK	IND	ASN
DISORDERLY CONDUCT	24	M											
		F											
VAGRANCY	25	M											
		F											
ALL OTHER	26	M					1	3	4	4			
		F											
SUSPICION	27	M											
		F											
CURFEW	28	M											
		F											
RUN-AWAYS	29	M											
		F											
TOTAL BY SEX		M		2	2		5	7	16	15		1	
		F					3		3	2		1	
GRAND TOTAL				**2**	**2**		**8**	**7**	**19**	**17**		**2**	

AGENCY: PETERSBURG POLICE DEPARTMENT

Calendar Year: 2011

AGE, SEX AND RACE OF PERSONS ARRESTED
18 Years of age and over

CLASSIFICATIONS OF OFFENSES	UCR	SEX	AGE																TOT	RACE			
			18	19	20	21	22	23	24	25 29	30 34	35 39	40 44	45 49	50 54	55 59	60 64	65 OV		WHT	BLK	IND	ASN
MURDER/NONNEG MANSLAUGHTER	01A	M																					
		F																					
MANSLAUGHTER BY NEGLIGENCE	01B	M																					
		F																					
RAPE BY FORCE	02	M																					
		F																					
ROBBERY	03	M																					
		F																					
AGGRAVATED ASSAULT	04	M					2	1			2		1						6	5		1	
		F																					
BURGLARY	05	M																					
		F																					
LARCENY	06	M			1	1		2	1			1	1	1					8	7		1	
		F				1							1						2	1		1	
MOTOR VEHICLE THEFT	07	M																					
		F																					
OTHER ASSAULTS	08	M			1	2					1	1	6			1			12	11	1		
		F			1					1	1	1	2	1					7	5		2	
ARSON	09	M																					
		F																					
FORGERY	10	M																					
		F																					
FRAUD	11	M																					
		F																					
EMBEZZLEMENT	12	M													1				1	1			
		F										2		2					4	4			
STOLEN PROPERTY	13	M																					
		F																					
VANDALISM	14	M								1									1	1			
		F																					
WEAPONS	15	M																					
		F																					
PROSTITUTION	16	M																					
		F																					
SEX OFFENSES	17	M																					
		F																					

AGENCY: PETERSBURG POLICE DEPARTMENT

Calendar Year: 2011

AGE, SEX AND RACE OF PERSONS ARRESTED
18 Years of age and over

CLASSIFICATIONS OF OFFENSES	UCR	SEX	AGE																TOT	RACE			
			18	19	20	21	22	23	24	25 29	30 34	35 39	40 44	45 49	50 54	55 59	60 64	65 OV		WHT	BLK	IND	ASN
DRUG/SALE/MAN	180	M	1	1					1		1	1	1		1	1			8	7		1	
		F																					
NARCOTICS	180a	M														1			1	1			
		F																					
MARIJUANA	180b	M	1	1					1		1		1						5	4		1	
		F																					
SYNTHETIC NARC	180c	M																					
		F																					
OTHER/NON-NARC	180d	M										1			1				2	2			
		F																					
DRUG/POSSESSION	185	M																					
		F										1							1			1	
NARCOTICS	185e	M																					
		F																					
MARIJUANA	185f	M																					
		F																					
SYNTHETIC NARC	185g	M																					
		F										1							1			1	
OTHER/NON-NARC	185h	M																					
		F																					
GAMBLING	19	M																					
		F																					
BOOKMAKING	19a	M																					
		F																					
NUMBERS	19b	M																					
		F																					
OTHER GAMBLING	19c	M																					
		F																					
FAMILY/CHILD	20	M																					
		F																					
DRIVING INFLUENCE	21	M			1	1	1	1		2	2	1		2	2	1		2	16	15		1	
		F			1														1	1			
LIQUOR LAWS	22	M	2		1	1					1		1	2			1		9	7		2	
		F			1								1						2	1		1	
DRUNKENNESS	23	M																					
		F																					

AGENCY: PETERSBURG POLICE DEPARTMENT

Calendar Year: 2011

AGE, SEX AND RACE OF PERSONS ARRESTED
18 Years of age and over

CLASSIFICATIONS OF OFFENSES	UCR	SEX	AGE																TOT	RACE			
			18	19	20	21	22	23	24	25 29	30 34	35 39	40 44	45 49	50 54	55 59	60 64	65 OV		WHT	BLK	IND	ASN
DISORDERLY CONDUCT	24	M			1		1	1	1	2	3	3	1						13	12			1
		F												1	1				2			2	
VAGRANCY	25	M																					
		F																					
ALL OTHER	26	M	2	1	2	4	5	3		2	6		3	8	1		1		38	32	1	5	
		F	1	1	1	1	2			1	1		2	3					13	10		3	
SUSPICION	27	M																					
		F																					
CURFEW	28	M																					
		F																					
TOTAL BY SEX		M	5	2	7	9	9	8	3	7	16	7	14	13	5	3	2	2	112	98	2	11	1
		F	1	1	4	2	2			2	2	4	6	7	1				32	22		10	
GRAND TOTAL			**6**	**3**	**11**	**11**	**11**	**8**	**3**	**9**	**18**	**11**	**20**	**20**	**6**	**3**	**2**	**2**	**144**	**120**	**2**	**21**	**1**

AGENCY: PETERSBURG POLICE DEPARTMENT Calendar Year: 2011

ARSON OFFENSES KNOWN TO LAW ENFORCEMENT

1 Property Classification	2 Offenses Reported or Known to Police (Include Unfounded and attempts)	3 Unfounded, i.e. False or Baseless Complaints	4 Number of Actual Offenses (Column 2 Minus Column 3) (Include Attempts)	5 Total Offenses Cleared by Arrest or Exceptional Means (Include Column 6)	6 Number of Clearances Involving Only Persons Under 18 Years of Age	7 Offenses Where Structures Uninhabited, Abandoned, or not Normally in Use	8 Estimated Value of Property Damage
STRUCTURAL							
A. Single Occupancy Residential: Houses, Townhouses, Duplexes, etc.							
B. Other Residential: Apartments, Tenements, Flats, Hotels, Motels, Inns, Dormitories, Boarding Houses, etc.							
C. Storage: Barns, Garages, Warehouses, etc.							
D. Industrial/Manufacturing:							
E. Other Commercial: Stores, Restaurants, Offices, etc.							
F. Community/Public: Churches, Jails, Schools, Colleges, Hosptials, etc.							
G. All Other Structure: Out Buildings, Monuments, Buildings Under Constructions, etc.							
TOTAL							
MOBILE							
H. Motor Vehicles: Automoblies, Trucks, Buses, Motorcycles, etc. UCR Definition							
I. Other Mobile Property: Trailers, Recreational Vehicles, Airplanes, Boats, etc.							
TOTAL							
OTHER							
J. TOTAL OTHER Crops, Timber, Fences, Signs, etc.							
TOTAL							
GRAND TOTAL							

AGENCY: PETERSBURG POLICE DEPARTMENT Calendar Year: 2011

LAW ENFORCEMENT OFFICERS KILLED OR ASSAULTED

Type of Activity	Total assaults by weapon	Type of Weapon				Type of Assignment							Officer assaults cleared
		Firearm	Knife or other cutting instru-ment	Other danger-ous weapon	Hands, fists, feet, etc.	Two-officer vehicle	One-officer vehicle		Detective or special assgn.		Other		
							Alone	Asst	Alone	Ast	Alone	Asst	
	A	B	C	D	E	F	G	H	I	J	K	L	M
1. Responding to disturbance calls (family quarrels, person with firearm, etc.													
2. Burglaries in progress or pursuing burglary suspects													
3. Robberies in progress or pursuing robbery suspects													
4. Attempting other arrests													
5. Civil disorder (riot, mass disobedience, etc.)													
6. Handling, transporting, custody of prisoners													
7. Investigating suspicious persons or circumstances													
8. Ambush – no warning													
9. Mentally deranged													
10. Traffic pursuits and stops													
11. All other													
12. TOTAL (1-11)													
13. Number with person injury													
14. Number without personal injury													

15. TIME OF ASSAULTS	12 AM	2 AM	4 AM	6 AM	8 AM	10 AM	NOON	2 PM	4 PM	6 PM	8 PM	10 PM	UNK

THIS PAGE INTENTIONALLY LEFT BLANK

AGENCY: ST. PAUL POLICE DEPARTMENT CALENDAR YEAR 2011

OFFENSES KNOWN TO LAW ENFORCEMENT

(1) Classification of Offense	(2) Offenses Reported	(3) Unfounded Offenses	(4) Actual Offenses	(5) Offenses Cleared	(6) Juveniles Only
CRIMINAL HOMICIDE					
MURDER/NONNEG MANSLAUGHTER					
MANSLAUGHTER BY NEGLIGENCE					
TOTAL					
FORCIBLE RAPE					
RAPE BY FORCE					
ATTEMPTED FORCIBLE RAPE					
TOTAL					
ROBBERY					
FIREARM					
KNIFE/CUTTING INSTRUMENT					
OTHER DANGEROUS WEAPON					
STRONG-ARM (HANDS, FISTS)					
TOTAL					
ASSAULT					
FIREARM					
KNIFE OR CUTTING INSTRUMENT					
OTHER DANGEROUS WEAPON					
HANDS, FIST, FEET, AGGRAVATED					
OTHER ASSAULTS - SIMPLE	75	2	73	63	1
TOTAL	75	2	73	63	1
BURGLARY					
FORCIBLE ENTRY	3		3	3	
UNLAWFUL ENTRY - NO FORCE	1		1		
ATTEMPTED FORCIBLE ENTRY	3		3	3	
TOTAL	7		7	6	
LARCENY-THEFT					
THEFT (EX MOTOR VEHICLE)	1		1	1	
TOTAL	1		1	1	
MOTOR VEHICLE THEFT					
AUTOS					
TRUCKS AND BUSES	1		1	1	
OTHER VEHICLES	1		1	1	
TOTAL	2		2	2	
GRAND TOTAL	**85**	**2**	**83**	**72**	**1**

AGENCY: ST. PAUL POLICE DEPARTMENT

Calendar Year: 2011

PROPERTY STOLEN BY CLASSIFICATION

CLASSIFICATION OF OFFENSES	NUMBER ACTUAL OFFENSES		VALUE OF PROPERTY STOLEN	
MURDER/NONNEG MANSLAUGHTER				
FORCIBLE RAPE				
ROBBERY				
HIGHWAY (STREET, ALLEYS, ETC.)				
COMMERCIAL HOUSE				
GAS OR SERVICE STATION				
CONVENIENCE STORE				
RESIDENCE				
BANK				
MISCELLANEOUS				
TOTAL ROBBERY				
BURGLARY				
RESIDENCE (DWELLING)				
NIGHT (6PM-6AM)				
DAY (6AM-6PM)				
UNKNOWN	7			
NON-RESIDENCE (STORE ETC.)				
NIGHT (6PM-6AM)				
DAY (6AM-6PM)				
UNKNOWN				
TOTAL BURGLARY	7			
LARCENY-THEFT				
$200 AND OVER				
$50 TO $200				
UNDER $50	1			
TOTAL	1			
6X. NATURE OF LARCENIES UNDER ITEM 6				
POCKET-PICKING				
PURSE-SNATCHING				
SHOPLIFTING				
FROM MOTOR VEHICLE				
MOTOR VEHICLE PARTS & ACCESSORIES				
BICYCLES				
FROM BUILDING(EX C&H)				
FROM COIN-OP MACHINES				
ALL OTHER		1		
TOTAL LARCENY		1		
MOTOR VEHICLE THEFT	2			
STOLEN & RECOVERED LOCALLY	1			
STOLEN LOCALLY & RECOVERED OTHER				
TOTAL STOLEN OTHER & RECOVERED LOCAL	1			
STOLEN IN OTHER JURIS & RECOVERED LOCALLY				
TOTAL MOTOR VEHICLE THEFT	2			
GRAND TOTAL	**10**			

AGENCY: ST. PAUL POLICE DEPARTMENT Calendar Year: 2011

PROPERTY BY TYPE AND VALUE

Type of Property	Monetary Value of Property Stolen in Your Jurisdiction	
(1)	STOLEN (2)	RECOVERED (3)
CURRENCY, NOTES, ETC.		
JEWELRY & PRECIOUS METALS		
CLOTHING AND FURS		
LOCALLY STOLEN MOTOR VEHICLE		
OFFICE EQUIPMENT		
TV, RADIOS, CAMERAS, ETC.		
FIREARMS		
HOUSEHOLD GOODS		
CONSUMABLE GOODS		
LIVESTOCK		
MISCELLANEOUS		
GRAND TOTAL		

AGENCY: ST. PAUL POLICE DEPARTMENT

Calendar Year: 2011

AGE, SEX AND RACE OF PERSONS ARRESTED
under 18 Years of age

CLASSIFICATIONS OF OFFENSES	UCR	SEX	AGE						TOT	RACE			
			Under 10	10-12	13-14	15	16	17		WHT	BLK	IND	ASN
MURDER/NONNEG MANSLAUGHTER	01A	M											
		F											
MANSLAUGHTER BY NEGLIGENCE	01B	M											
		F											
RAPE BY FORCE	02	M											
		F											
ROBBERY	03	M											
		F											
AGGRAVATED ASSAULT	04	M											
		F											
BURGLARY	05	M											
		F											
LARCENY	06	M											
		F											
MOTOR VEHICLE THEFT	07	M											
		F											
OTHER ASSAULTS	08	M											
		F											
ARSON	09	M	1						1			1	
		F											
FORGERY	10	M											
		F											
FRAUD	11	M											
		F											
EMBEZZLEMENT	12	M											
		F											
STOLEN PROPERTY	13	M											
		F											
VANDALISM	14	M											
		F											
WEAPONS	15	M											
		F											
PROSTITUTION	16	M											
		F											
SEX OFFENSES	17	M											
		F											

AGENCY: ST. PAUL POLICE DEPARTMENT

Calendar Year: 2011

AGE, SEX AND RACE OF PERSONS ARRESTED
under 18 Years of age

CLASSIFICATIONS OF OFFENSES	UCR	SEX	AGE						TOT	RACE			
			Under 10	10-12	13-14	15	16	17		WHT	BLK	IND	ASN
DRUG/SALE/MAN	180	M											
		F											
NARCOTICS	180a	M											
		F											
MARIJUANA	180b	M											
		F											
SYNTHETIC NARC	180c	M											
		F											
OTHER/NON-NARC	180d	M											
		F											
DRUG/POSSESSION	185	M											
		F											
NARCOTICS	185e	M											
		F											
MARIJUANA	185f	M											
		F											
SYNTHETIC NARC	185g	M											
		F											
OTHER/NON-NARC	185h	M											
		F											
GAMBLING	19	M											
		F											
BOOKMAKING	19a	M											
		F											
NUMBERS	19b	M											
		F											
OTHER GAMBLING	19c	M											
		F											
FAMILY/CHILD	20	M											
		F											
DRIVING INFLUENCE	21	M											
		F											
LIQUOR LAWS	22	M											
		F											
DRUNKENNESS	23	M											
		F											

AGENCY: ST. PAUL POLICE DEPARTMENT

Calendar Year: 2011

AGE, SEX AND RACE OF PERSONS ARRESTED
under 18 Years of age

CLASSIFICATIONS OF OFFENSES	UCR	SEX	AGE						TOT	RACE			
			Under 10	10-12	13-14	15	16	17		WHT	BLK	IND	ASN
DISORDERLY CONDUCT	24	M											
		F											
VAGRANCY	25	M											
		F											
ALL OTHER	26	M											
		F											
SUSPICION	27	M											
		F											
CURFEW	28	M											
		F											
RUN-AWAYS	29	M											
		F											
TOTAL BY SEX		M	1						1			1	
		F											
GRAND TOTAL			**1**						**1**			**1**	

AGENCY: ST. PAUL POLICE DEPARTMENT

Calendar Year: 2011

AGE, SEX AND RACE OF PERSONS ARRESTED
18 Years of age and over

CLASSIFICATIONS OF OFFENSES	UCR	SEX	AGE																TOT	RACE			
			18	19	20	21	22	23	24	25 29	30 34	35 39	40 44	45 49	50 54	55 59	60 64	65 OV		WHT	BLK	IND	ASN
MURDER/NONNEG MANSLAUGHTER	01A	M																					
		F																					
MANSLAUGHTER BY NEGLIGENCE	01B	M																					
		F																					
RAPE BY FORCE	02	M																					
		F																					
ROBBERY	03	M																					
		F																					
AGGRAVATED ASSAULT	04	M																					
		F																					
BURGLARY	05	M										1		2					3	1		2	
		F									1								1			1	
LARCENY	06	M																					
		F																					
MOTOR VEHICLE THEFT	07	M								2									2			2	
		F																					
OTHER ASSAULTS	08	M		1		2		1	6	12	8	4	9		1				44			44	
		F				1	1		8	7	2		2		2	1			24			24	
ARSON	09	M																					
		F																					
FORGERY	10	M																					
		F																					
FRAUD	11	M																					
		F																					
EMBEZZLEMENT	12	M																					
		F																					
STOLEN PROPERTY	13	M																					
		F																					
VANDALISM	14	M																					
		F																					
WEAPONS	15	M																					
		F																					
PROSTITUTION	16	M																					
		F																					
SEX OFFENSES	17	M								2									2			2	
		F																					

AGENCY: ST. PAUL POLICE DEPARTMENT

Calendar Year: 2011

AGE, SEX AND RACE OF PERSONS ARRESTED
18 Years of age and over

CLASSIFICATIONS OF OFFENSES	UCR	SEX	AGE																TOT	RACE			
			18	19	20	21	22	23	24	25 29	30 34	35 39	40 44	45 49	50 54	55 59	60 64	65 OV		WHT	BLK	IND	ASN
DRUG/SALE/MAN	180	M																					
		F																					
NARCOTICS	180a	M																					
		F																					
MARIJUANA	180b	M																					
		F																					
SYNTHETIC NARC	180c	M																					
		F																					
OTHER/NON-NARC	180d	M																					
		F																					
DRUG/POSSESSION	185	M																					
		F																					
NARCOTICS	185e	M																					
		F																					
MARIJUANA	185f	M																					
		F																					
SYNTHETIC NARC	185g	M																					
		F																					
OTHER/NON-NARC	185h	M																					
		F																					
GAMBLING	19	M																					
		F																					
BOOKMAKING	19a	M																					
		F																					
NUMBERS	19b	M																					
		F																					
OTHER GAMBLING	19c	M																					
		F																					
FAMILY/CHILD	20	M																					
		F																					
DRIVING INFLUENCE	21	M											1						1			1	
		F																					
LIQUOR LAWS	22	M																					
		F																					
DRUNKENNESS	23	M																					
		F																					

AGENCY: ST. PAUL POLICE DEPARTMENT

Calendar Year: 2011

AGE, SEX AND RACE OF PERSONS ARRESTED
18 Years of age and over

CLASSIFICATIONS OF OFFENSES	UCR	SEX	AGE																TOT	RACE			
			18	19	20	21	22	23	24	25 29	30 34	35 39	40 44	45 49	50 54	55 59	60 64	65 OV		WHT	BLK	IND	ASN
DISORDERLY CONDUCT	24	M																					
		F																					
VAGRANCY	25	M																					
		F																					
ALL OTHER	26	M																					
		F																					
SUSPICION	27	M																					
		F																					
CURFEW	28	M																					
		F																					
TOTAL BY SEX		M		1		2		1	6	16	8	5	10	2	1				52	1		51	
		F				1	1		8	7	3		2		2	1			25			25	
GRAND TOTAL				**1**		**3**	**1**	**1**	**14**	**23**	**11**	**5**	**12**	**2**	**3**	**1**			**77**	**1**		**76**	

AGENCY: ST. PAUL POLICE DEPARTMENT Calendar Year: 2011

ARSON OFFENSES KNOWN TO LAW ENFORCEMENT

1 Property Classification	2 Offenses Reported or Known to Police (Include Unfounded and attempts)	3 Unfounded, i.e. False or Baseless Complaints	4 Number of Actual Offenses (Column 2 Minus Column 3) (Include Attempts)	5 Total Offenses Cleared by Arrest or Exceptional Means (Include Column 6)	6 Number of Clearances Involving Only Persons Under 18 Years of Age	7 Offenses Where Structures Uninhabited, Abandoned, or not Normally in Use	8 Estimated Value of Property Damage
STRUCTURAL							
A. Single Occupancy Residential: Houses, Townhouses, Duplexes, etc.							
B. Other Residential: Apartments, Tenements, Flats, Hotels, Motels, Inns, Dormitories, Boarding Houses, etc.							
C. Storage: Barns, Garages, Warehouses, etc.							
D. Industrial/Manufacturing:							
E. Other Commercial: Stores, Restaurants, Offices, etc.							
F. Community/Public: Churches, Jails, Schools, Colleges, Hosptials, etc.							
G. All Other Structure: Out Buildings, Monuments, Buildings Under Constructions, etc.							
TOTAL							
MOBILE							
H. Motor Vehicles: Automoblies, Trucks, Buses, Motorcycles, etc. UCR Definition							
I. Other Mobile Property: Trailers, Recreational Vehicles, Airplanes, Boats, etc.							
TOTAL							
OTHER							
J. TOTAL OTHER Crops, Timber, Fences, Signs, etc.	1		1	1	1		
TOTAL	1		1	1	1		
GRAND TOTAL	**1**		**1**	**1**	**1**		

AGENCY: ST. PAUL POLICE DEPARTMENT

Calendar Year: 2011

LAW ENFORCEMENT OFFICERS KILLED OR ASSAULTED

Type of Activity	Total assaults by weapon	Type of Weapon				Type of Assignment							Officer assaults cleared
		Firearm	Knife or other cutting instru-ment	Other danger-ous weapon	Hands, fists, feet, etc.	Two-officer vehicle	One-officer vehicle		Detective or special assgn.		Other		
							Alone	Asst	Alone	Ast	Alone	Asst	
	A	B	C	D	E	F	G	H	I	J	K	L	M
1. Responding to disturbance calls (family quarrels, person with firearm, etc.													
2. Burglaries in progress or pursuing burglary suspects													
3. Robberies in progress or pursuing robbery suspects													
4. Attempting other arrests													
5. Civil disorder (riot, mass disobedience, etc.)													
6. Handling, transporting, custody of prisoners													
7. Investigating suspicious persons or circumstances													
8. Ambush – no warning													
9. Mentally deranged													
10. Traffic pursuits and stops													
11. All other													
12. TOTAL (1-11)													
13. Number with person injury													
14. Number without personal injury													

15. TIME OF ASSAULTS	12 AM	2 AM	4 AM	6 AM	8 AM	10 AM	NOON	2 PM	4 PM	6 PM	8 PM	10 PM	UNK

THIS PAGE INTENTIONALLY LEFT BLANK

AGENCY: SEWARD POLICE DEPARTMENT CALENDAR YEAR 2011

OFFENSES KNOWN TO LAW ENFORCEMENT

(1) Classification of Offense	(2) Offenses Reported	(3) Unfounded Offenses	(4) Actual Offenses	(5) Offenses Cleared	(6) Juveniles Only
CRIMINAL HOMICIDE					
MURDER/NONNEG MANSLAUGHTER					
MANSLAUGHTER BY NEGLIGENCE					
TOTAL					
FORCIBLE RAPE					
RAPE BY FORCE					
ATTEMPTED FORCIBLE RAPE					
TOTAL					
ROBBERY					
FIREARM					
KNIFE/CUTTING INSTRUMENT					
OTHER DANGEROUS WEAPON					
STRONG-ARM (HANDS, FISTS)					
TOTAL					
ASSAULT					
FIREARM					
KNIFE OR CUTTING INSTRUMENT	2		2	1	
OTHER DANGEROUS WEAPON					
HANDS, FIST, FEET, AGGRAVATED					
OTHER ASSAULTS - SIMPLE	46		46	39	
TOTAL	48		48	40	
BURGLARY					
FORCIBLE ENTRY	7		7		
UNLAWFUL ENTRY - NO FORCE	6	1	5	1	
ATTEMPTED FORCIBLE ENTRY					
TOTAL	13	1	12	1	
LARCENY-THEFT					
THEFT (EX MOTOR VEHICLE)	81	4	77	14	
TOTAL	81	4	77	14	
MOTOR VEHICLE THEFT					
AUTOS	4	1	3		
TRUCKS AND BUSES					
OTHER VEHICLES					
TOTAL	4	1	3		
GRAND TOTAL	**146**	**6**	**140**	**55**	

AGENCY: SEWARD POLICE DEPARTMENT

Calendar Year: 2011

PROPERTY STOLEN BY CLASSIFICATION

CLASSIFICATION OF OFFENSES	NUMBER ACTUAL OFFENSES		VALUE OF PROPERTY STOLEN	
MURDER/NONNEG MANSLAUGHTER				
FORCIBLE RAPE				
ROBBERY				
HIGHWAY (STREET, ALLEYS, ETC.)				
COMMERCIAL HOUSE				
GAS OR SERVICE STATION				
CONVENIENCE STORE				
RESIDENCE				
BANK				
MISCELLANEOUS				
TOTAL ROBBERY				
BURGLARY				
RESIDENCE (DWELLING)				
NIGHT (6PM-6AM)				
DAY (6AM-6PM)	3		$ 800	
UNKNOWN				
NON-RESIDENCE (STORE ETC.)				
NIGHT (6PM-6AM)	4		$ 525	
DAY (6AM-6PM)	5		$ 670	
UNKNOWN				
TOTAL BURGLARY	12		$ 1,995	
LARCENY-THEFT				
$200 AND OVER	18		$ 62,043	
$50 TO $200	10		$ 1,335	
UNDER $50	49		$ 161	
TOTAL	77		$ 63,539	
6X. NATURE OF LARCENIES UNDER ITEM 6				
POCKET-PICKING				
PURSE-SNATCHING				
SHOPLIFTING		5		$ 46
FROM MOTOR VEHICLE		7		$ 2,385
MOTOR VEHICLE PARTS & ACCESSORIES				
BICYCLES		2		
FROM BUILDING(EX C&H)		12		$ 42,135
FROM COIN-OP MACHINES				
ALL OTHER		51		$ 18,973
TOTAL LARCENY		77		$ 63,539
MOTOR VEHICLE THEFT	3		$ 2,000	
STOLEN & RECOVERED LOCALLY	1			
STOLEN LOCALLY & RECOVERED OTHER				
TOTAL STOLEN OTHER & RECOVERED LOCAL	1			
STOLEN IN OTHER JURIS & RECOVERED LOCALLY				
TOTAL MOTOR VEHICLE THEFT	3		$ 2,000	
GRAND TOTAL	**92**		**$ 67,534**	

AGENCY: SEWARD POLICE DEPARTMENT

Calendar Year: 2011

PROPERTY BY TYPE AND VALUE

Type of Property (1)	Monetary Value of Property Stolen in Your Jurisdiction	
	STOLEN (2)	RECOVERED (3)
CURRENCY, NOTES, ETC.	$ 3,565	$ 1,300
JEWELRY & PRECIOUS METALS	$ 41,400	
CLOTHING AND FURS	$ 120	
LOCALLY STOLEN MOTOR VEHICLE	$ 5,000	$ 2,000
OFFICE EQUIPMENT		
TV, RADIOS, CAMERAS, ETC.	$ 785	
FIREARMS		
HOUSEHOLD GOODS	$ 2,000	
CONSUMABLE GOODS	$ 2,588	$ 334
LIVESTOCK		
MISCELLANEOUS	$ 12,076	$ 149
GRAND TOTAL	**$ 67,534**	**$ 3,783**

AGENCY: SEWARD POLICE DEPARTMENT

Calendar Year: 2011

AGE, SEX AND RACE OF PERSONS ARRESTED
under 18 Years of age

CLASSIFICATIONS OF OFFENSES	UCR	SEX	AGE						TOT	RACE			
			Under 10	10-12	13-14	15	16	17		WHT	BLK	IND	ASN
MURDER/NONNEG MANSLAUGHTER	01A	M											
		F											
MANSLAUGHTER BY NEGLIGENCE	01B	M											
		F											
RAPE BY FORCE	02	M											
		F											
ROBBERY	03	M											
		F											
AGGRAVATED ASSAULT	04	M											
		F											
BURGLARY	05	M											
		F											
LARCENY	06	M					1		1	1			
		F				1			1	1			
MOTOR VEHICLE THEFT	07	M											
		F											
OTHER ASSAULTS	08	M											
		F											
ARSON	09	M											
		F											
FORGERY	10	M											
		F											
FRAUD	11	M											
		F											
EMBEZZLEMENT	12	M											
		F											
STOLEN PROPERTY	13	M											
		F											
VANDALISM	14	M											
		F											
WEAPONS	15	M											
		F											
PROSTITUTION	16	M											
		F											
SEX OFFENSES	17	M											
		F											

AGENCY: SEWARD POLICE DEPARTMENT

Calendar Year: 2011

AGE, SEX AND RACE OF PERSONS ARRESTED
under 18 Years of age

CLASSIFICATIONS OF OFFENSES	UCR	SEX	AGE						TOT	RACE			
			Under 10	10-12	13-14	15	16	17		WHT	BLK	IND	ASN
DRUG/SALE/MAN	180	M						1	1	1			
		F											
NARCOTICS	180a	M											
		F											
MARIJUANA	180b	M											
		F											
SYNTHETIC NARC	180c	M						1	1	1			
		F											
OTHER/NON-NARC	180d	M											
		F											
DRUG/POSSESSION	185	M					2	1	3	2		1	
		F											
NARCOTICS	185e	M											
		F											
MARIJUANA	185f	M					2	1	3	2		1	
		F											
SYNTHETIC NARC	185g	M											
		F											
OTHER/NON-NARC	185h	M											
		F											
GAMBLING	19	M											
		F											
BOOKMAKING	19a	M											
		F											
NUMBERS	19b	M											
		F											
OTHER GAMBLING	19c	M											
		F											
FAMILY/CHILD	20	M											
		F											
DRIVING INFLUENCE	21	M						3	3	3			
		F											
LIQUOR LAWS	22	M					1	5	6	6			
		F			1	2	1		4	4			
DRUNKENNESS	23	M											
		F											

AGENCY: SEWARD POLICE DEPARTMENT

Calendar Year: 2011

AGE, SEX AND RACE OF PERSONS ARRESTED
under 18 Years of age

CLASSIFICATIONS OF OFFENSES	UCR	SEX	AGE						TOT	RACE			
			Under 10	10-12	13-14	15	16	17		WHT	BLK	IND	ASN
DISORDERLY CONDUCT	24	M											
		F											
VAGRANCY	25	M											
		F											
ALL OTHER	26	M						5	5	5			
		F											
SUSPICION	27	M											
		F											
CURFEW	28	M											
		F											
RUN-AWAYS	29	M											
		F											
TOTAL BY SEX		M					4	15	19	18		1	
		F			1	3	1		5	5			
GRAND TOTAL					**1**	**3**	**5**	**15**	**24**	**23**		**1**	

AGENCY: SEWARD POLICE DEPARTMENT

Calendar Year: 2011

AGE, SEX AND RACE OF PERSONS ARRESTED
18 Years of age and over

CLASSIFICATIONS OF OFFENSES	UCR	SEX	AGE																TOT	RACE			
			18	19	20	21	22	23	24	25 29	30 34	35 39	40 44	45 49	50 54	55 59	60 64	65 OV		WHT	BLK	IND	ASN
MURDER/NONNEG MANSLAUGHTER	01A	M																					
		F																					
MANSLAUGHTER BY NEGLIGENCE	01B	M																					
		F																					
RAPE BY FORCE	02	M																					
		F																					
ROBBERY	03	M																					
		F																					
AGGRAVATED ASSAULT	04	M					1												1	1			
		F								1									1	1			
BURGLARY	05	M								1									1	1			
		F																					
LARCENY	06	M		2			1					1	2	1					7	7			
		F	1									1							2	2			
MOTOR VEHICLE THEFT	07	M										1							1	1			
		F																					
OTHER ASSAULTS	08	M			1	3		1	1	7	2	3	2	1	2				23	14	1	8	
		F	1			1				2	1		2		1				8	6		2	
ARSON	09	M																					
		F																					
FORGERY	10	M		2															2	2			
		F																					
FRAUD	11	M								1									1	1			
		F																					
EMBEZZLEMENT	12	M																					
		F																					
STOLEN PROPERTY	13	M																					
		F																					
VANDALISM	14	M	1					2	1	2	1	2							9	5		4	
		F									1								1	1			
WEAPONS	15	M								2	1				2				5	4		1	
		F								1									1	1			
PROSTITUTION	16	M																					
		F																					
SEX OFFENSES	17	M																					
		F									1								1	1			

AGENCY: SEWARD POLICE DEPARTMENT

Calendar Year: 2011

AGE, SEX AND RACE OF PERSONS ARRESTED
18 Years of age and over

CLASSIFICATIONS OF OFFENSES	UCR	SEX	AGE																TOT	RACE			
			18	19	20	21	22	23	24	25 29	30 34	35 39	40 44	45 49	50 54	55 59	60 64	65 OV		WHT	BLK	IND	ASN
DRUG/SALE/MAN	180	M													1				1			1	
		F																					
NARCOTICS	180a	M																					
		F																					
MARIJUANA	180b	M													1				1			1	
		F																					
SYNTHETIC NARC	180c	M																					
		F																					
OTHER/NON-NARC	180d	M																					
		F																					
DRUG/POSSESSION	185	M	3	1	1	1					1	2				1			10	8		2	
		F																					
NARCOTICS	185e	M																					
		F																					
MARIJUANA	185f	M	3	1	1	1					1	2				1			10	8		2	
		F																					
SYNTHETIC NARC	185g	M																					
		F																					
OTHER/NON-NARC	185h	M																					
		F																					
GAMBLING	19	M																					
		F																					
BOOKMAKING	19a	M																					
		F																					
NUMBERS	19b	M																					
		F																					
OTHER GAMBLING	19c	M																					
		F																					
FAMILY/CHILD	20	M					1												1	1			
		F								2	1								3	2		1	
DRIVING INFLUENCE	21	M	1			1	2	1	1	4	4	1	1	2	5	2	1		26	23	1	2	
		F					2			3	2	2	1			2			12	9		3	
LIQUOR LAWS	22	M	6	7	8	1	1							2					25	20		5	
		F	2	1		1													4	3		1	
DRUNKENNESS	23	M																					
		F																					

AGENCY: SEWARD POLICE DEPARTMENT

Calendar Year: 2011

AGE, SEX AND RACE OF PERSONS ARRESTED
18 Years of age and over

CLASSIFICATIONS OF OFFENSES	UCR	SEX	AGE																TOT	RACE			
			18	19	20	21	22	23	24	25 29	30 34	35 39	40 44	45 49	50 54	55 59	60 64	65 OV		WHT	BLK	IND	ASN
DISORDERLY CONDUCT	24	M		2		1				1	2		1			1			8	7		1	
		F	1						1				1						3	2		1	
VAGRANCY	25	M																					
		F																					
ALL OTHER	26	M	2		1	4	2	2	1	7	6	9	7	2	7	4			54	51		3	
		F								5		2	2			1			10	7		3	
SUSPICION	27	M																					
		F																					
CURFEW	28	M																					
		F																					
TOTAL BY SEX		M	13	14	11	11	8	6	4	25	17	19	13	8	17	8	1		175	146	2	27	
		F	5	1		2	2		1	14	6	5	6		1	3			46	35		11	
GRAND TOTAL			**18**	**15**	**11**	**13**	**10**	**6**	**5**	**39**	**23**	**24**	**19**	**8**	**18**	**11**	**1**		**221**	**181**	**2**	**38**	

AGENCY: SEWARD POLICE DEPARTMENT Calendar Year: 2011

ARSON OFFENSES KNOWN TO LAW ENFORCEMENT

1 Property Classification	2 Offenses Reported or Known to Police (Include Unfounded and attempts)	3 Unfounded, i.e. False or Baseless Complaints	4 Number of Actual Offenses (Column 2 Minus Column 3) (Include Attempts)	5 Total Offenses Cleared by Arrest or Exceptional Means (Include Column 6)	6 Number of Clearances Involving Only Persons Under 18 Years of Age	7 Offenses Where Structures Uninhabited, Abandoned, or not Normally in Use	8 Estimated Value of Property Damage
STRUCTURAL							
A. Single Occupancy Residential: Houses, Townhouses, Duplexes, etc.							
B. Other Residential: Apartments, Tenements, Flats, Hotels, Motels, Inns, Dormitories, Boarding Houses, etc.							
C. Storage: Barns, Garages, Warehouses, etc.							
D. Industrial/Manufacturing:							
E. Other Commercial: Stores, Restaurants, Offices, etc.							
F. Community/Public: Churches, Jails, Schools, Colleges, Hosptials, etc.							
G. All Other Structure: Out Buildings, Monuments, Buildings Under Constructions, etc.							
TOTAL							
MOBILE							
H. Motor Vehicles: Automoblies, Trucks, Buses, Motorcycles, etc. UCR Definition							
I. Other Mobile Property: Trailers, Recreational Vehicles, Airplanes, Boats, etc.							
TOTAL							
OTHER							
J. TOTAL OTHER Crops, Timber, Fences, Signs, etc.							
TOTAL							
GRAND TOTAL							

AGENCY: SEWARD POLICE DEPARTMENT

Calendar Year: 2011

LAW ENFORCEMENT OFFICERS KILLED OR ASSAULTED

Type of Activity	Total assaults by weapon	Type of Weapon				Type of Assignment							Officer assaults cleared
		Firearm	Knife or other cutting instru-ment	Other danger-ous weapon	Hands, fists, feet, etc.	Two-officer vehicle	One-officer vehicle		Detective or special assgn.		Other		
							Alone	Asst	Alone	Ast	Alone	Asst	
	A	B	C	D	E	F	G	H	I	J	K	L	M
1. Responding to disturbance calls (family quarrels, person with firearm, etc.													
2. Burglaries in progress or pursuing burglary suspects													
3. Robberies in progress or pursuing robbery suspects													
4. Attempting other arrests													
5. Civil disorder (riot, mass disobedience, etc.)													
6. Handling, transporting, custody of prisoners													
7. Investigating suspicious persons or circumstances													
8. Ambush – no warning													
9. Mentally deranged													
10. Traffic pursuits and stops													
11. All other													
12. TOTAL (1-11)													
13. Number with person injury													
14. Number without personal injury													

15. TIME OF ASSAULTS	12 AM	2 AM	4 AM	6 AM	8 AM	10 AM	NOON	2 PM	4 PM	6 PM	8 PM	10 PM	UNK

THIS PAGE INTENTIONALLY LEFT BLANK

AGENCY: SITKA POLICE DEPARTMENT CALENDAR YEAR 2011

OFFENSES KNOWN TO LAW ENFORCEMENT

(1) Classification of Offense	(2) Offenses Reported	(3) Unfounded Offenses	(4) Actual Offenses	(5) Offenses Cleared	(6) Juveniles Only
CRIMINAL HOMICIDE					
MURDER/NONNEG MANSLAUGHTER					
MANSLAUGHTER BY NEGLIGENCE					
TOTAL					
FORCIBLE RAPE					
RAPE BY FORCE	2	1	1	2	1
ATTEMPTED FORCIBLE RAPE					
TOTAL	2	1	1	2	1
ROBBERY					
FIREARM					
KNIFE/CUTTING INSTRUMENT					
OTHER DANGEROUS WEAPON					
STRONG-ARM (HANDS, FISTS)	3		3	2	
TOTAL	3		3	2	
ASSAULT					
FIREARM	3	1	2	2	
KNIFE OR CUTTING INSTRUMENT	2		2	2	
OTHER DANGEROUS WEAPON	3		3	3	
HANDS, FIST, FEET, AGGRAVATED	5		5	11	
OTHER ASSAULTS - SIMPLE	49		49	28	2
TOTAL	62	1	61	46	2
BURGLARY					
FORCIBLE ENTRY	7		7	3	1
UNLAWFUL ENTRY - NO FORCE	25	4	21	4	
ATTEMPTED FORCIBLE ENTRY					
TOTAL	32	4	28	7	1
LARCENY-THEFT					
THEFT (EX MOTOR VEHICLE)	178	11	167	47	8
TOTAL	178	11	167	47	8
MOTOR VEHICLE THEFT					
AUTOS	4		4	2	
TRUCKS AND BUSES					
OTHER VEHICLES					
TOTAL	4		4	2	
GRAND TOTAL	**281**	**17**	**264**	**106**	**12**

AGENCY: SITKA POLICE DEPARTMENT

Calendar Year: 2011

PROPERTY STOLEN BY CLASSIFICATION

CLASSIFICATION OF OFFENSES	NUMBER ACTUAL OFFENSES		VALUE OF PROPERTY STOLEN	
MURDER/NONNEG MANSLAUGHTER				
FORCIBLE RAPE	1			
ROBBERY				
HIGHWAY (STREET, ALLEYS, ETC.)				
COMMERCIAL HOUSE				
GAS OR SERVICE STATION				
CONVENIENCE STORE	1			
RESIDENCE				
BANK				
MISCELLANEOUS	2			
TOTAL ROBBERY	3			
BURGLARY				
RESIDENCE (DWELLING)				
NIGHT (6PM-6AM)	3		$ 790	
DAY (6AM-6PM)	5		$ 2,770	
UNKNOWN	5		$ 1,103	
NON-RESIDENCE (STORE ETC.)				
NIGHT (6PM-6AM)	4			
DAY (6AM-6PM)	11		$ 1,235	
UNKNOWN				
TOTAL BURGLARY	28		$ 5,898	
LARCENY-THEFT				
$200 AND OVER	42		$ 49,234	
$50 TO $200	31		$ 2,923	
UNDER $50	94		$ 502	
TOTAL	167		$ 52,659	
6X. NATURE OF LARCENIES UNDER ITEM 6				
POCKET-PICKING				
PURSE-SNATCHING				
SHOPLIFTING		17		$ 1,141
FROM MOTOR VEHICLE		16		$ 26,794
MOTOR VEHICLE PARTS & ACCESSORIES		1		$ 1,008
BICYCLES		42		$ 7,865
FROM BUILDING(EX C&H)		42		$ 11,139
FROM COIN-OP MACHINES				
ALL OTHER		49		$ 4,712
TOTAL LARCENY		167		$ 52,659
MOTOR VEHICLE THEFT	4		$ 28,200	
STOLEN & RECOVERED LOCALLY	4			
STOLEN LOCALLY & RECOVERED OTHER				
TOTAL STOLEN OTHER & RECOVERED LOCAL	4			
STOLEN IN OTHER JURIS & RECOVERED LOCALLY				
TOTAL MOTOR VEHICLE THEFT	4		$ 28,200	
GRAND TOTAL	**203**		**$ 86,757**	

AGENCY: SITKA POLICE DEPARTMENT

Calendar Year: 2011

PROPERTY BY TYPE AND VALUE

Type of Property (1)	Monetary Value of Property Stolen in Your Jurisdiction	
	STOLEN (2)	RECOVERED (3)
CURRENCY, NOTES, ETC.	$ 5,199	
JEWELRY & PRECIOUS METALS	$ 1,460	
CLOTHING AND FURS	$ 1,291	$ 108
LOCALLY STOLEN MOTOR VEHICLE	$ 28,200	$ 3,100
OFFICE EQUIPMENT	$ 800	
TV, RADIOS, CAMERAS, ETC.	$ 16,837	$ 699
FIREARMS	$ 2,350	
HOUSEHOLD GOODS	$ 206	$ 186
CONSUMABLE GOODS	$ 1,728	$ 86
LIVESTOCK		
MISCELLANEOUS	$ 28,686	$ 1,238
GRAND TOTAL	**$ 86,757**	**$ 5,417**

AGENCY: SITKA POLICE DEPARTMENT

Calendar Year: 2011

AGE, SEX AND RACE OF PERSONS ARRESTED
under 18 Years of age

CLASSIFICATIONS OF OFFENSES	UCR	SEX	AGE						TOT	RACE			
			Under 10	10-12	13-14	15	16	17		WHT	BLK	IND	ASN
MURDER/NONNEG MANSLAUGHTER	01A	M											
		F											
MANSLAUGHTER BY NEGLIGENCE	01B	M											
		F											
RAPE BY FORCE	02	M											
		F											
ROBBERY	03	M											
		F											
AGGRAVATED ASSAULT	04	M											
		F											
BURGLARY	05	M						1	1	1			
		F											
LARCENY	06	M				4	1	1	6	1		5	
		F	1	2	1	1	1		6	1		5	
MOTOR VEHICLE THEFT	07	M											
		F											
OTHER ASSAULTS	08	M											
		F		1					1			1	
ARSON	09	M											
		F											
FORGERY	10	M											
		F											
FRAUD	11	M											
		F											
EMBEZZLEMENT	12	M											
		F											
STOLEN PROPERTY	13	M											
		F											
VANDALISM	14	M											
		F											
WEAPONS	15	M											
		F											
PROSTITUTION	16	M											
		F											
SEX OFFENSES	17	M						1	1	1			
		F											

AGENCY: SITKA POLICE DEPARTMENT

Calendar Year: 2011

AGE, SEX AND RACE OF PERSONS ARRESTED
under 18 Years of age

CLASSIFICATIONS OF OFFENSES	UCR	SEX	AGE						TOT	RACE			
			Under 10	10-12	13-14	15	16	17		WHT	BLK	IND	ASN
DRUG/SALE/MAN	180	M											
		F											
NARCOTICS	180a	M											
		F											
MARIJUANA	180b	M											
		F											
SYNTHETIC NARC	180c	M											
		F											
OTHER/NON-NARC	180d	M											
		F											
DRUG/POSSESSION	185	M			2	3	1	1	7	4		3	
		F				1			1	1			
NARCOTICS	185e	M											
		F											
MARIJUANA	185f	M			2	3	1	1	7	4		3	
		F				1			1	1			
SYNTHETIC NARC	185g	M											
		F											
OTHER/NON-NARC	185h	M											
		F											
GAMBLING	19	M											
		F											
BOOKMAKING	19a	M											
		F											
NUMBERS	19b	M											
		F											
OTHER GAMBLING	19c	M											
		F											
FAMILY/CHILD	20	M											
		F											
DRIVING INFLUENCE	21	M											
		F											
LIQUOR LAWS	22	M				4	2	5	11	8		2	1
		F			2	4		3	9	3		5	1
DRUNKENNESS	23	M											
		F											

AGENCY: SITKA POLICE DEPARTMENT

Calendar Year: 2011

AGE, SEX AND RACE OF PERSONS ARRESTED
under 18 Years of age

CLASSIFICATIONS OF OFFENSES	UCR	SEX	AGE						TOT	RACE			
			Under 10	10-12	13-14	15	16	17		WHT	BLK	IND	ASN
DISORDERLY CONDUCT	24	M				1			1	1			
		F											
VAGRANCY	25	M											
		F											
ALL OTHER	26	M					1		1	1			
		F						1	1	1			
SUSPICION	27	M											
		F											
CURFEW	28	M											
		F											
RUN-AWAYS	29	M											
		F											
TOTAL BY SEX		M			2	12	5	9	28	17		10	1
		F	1	3	3	6	1	4	18	6		11	1
GRAND TOTAL			**1**	**3**	**5**	**18**	**6**	**13**	**46**	**23**		**21**	**2**

AGENCY: SITKA POLICE DEPARTMENT

Calendar Year: 2011

AGE, SEX AND RACE OF PERSONS ARRESTED
18 Years of age and over

CLASSIFICATIONS OF OFFENSES	UCR	SEX	AGE																TOT	RACE			
			18	19	20	21	22	23	24	25 29	30 34	35 39	40 44	45 49	50 54	55 59	60 64	65 OV		WHT	BLK	IND	ASN
MURDER/NONNEG MANSLAUGHTER	01A	M																					
		F																					
MANSLAUGHTER BY NEGLIGENCE	01B	M																					
		F																					
RAPE BY FORCE	02	M																					
		F																					
ROBBERY	03	M				1													1			1	
		F																					
AGGRAVATED ASSAULT	04	M			1	2			1	1		1			2		1		9	4		5	
		F										1			1				2	1		1	
BURGLARY	05	M									1								1	1			
		F																					
LARCENY	06	M	1		1		1	1		3	8	2		1	2	1			21	15		6	
		F						1	1	1			1		2				6	4		2	
MOTOR VEHICLE THEFT	07	M																					
		F																					
OTHER ASSAULTS	08	M		2	2	1	1		1	3	4	2	1	8		2			27	17		10	
		F								1	2	1	1		1				6	1		5	
ARSON	09	M																					
		F																					
FORGERY	10	M																					
		F																					
FRAUD	11	M																					
		F								1									1	1			
EMBEZZLEMENT	12	M																					
		F																					
STOLEN PROPERTY	13	M																					
		F																					
VANDALISM	14	M								1				1					2	1		1	
		F												1					1			1	
WEAPONS	15	M						1		1			1						3	3			
		F																					
PROSTITUTION	16	M																					
		F																					
SEX OFFENSES	17	M											1						1	1			
		F									1								1	1			

AGENCY: SITKA POLICE DEPARTMENT

Calendar Year: 2011

AGE, SEX AND RACE OF PERSONS ARRESTED
18 Years of age and over

CLASSIFICATIONS OF OFFENSES	UCR	SEX	AGE																TOT	RACE			
			18	19	20	21	22	23	24	25 29	30 34	35 39	40 44	45 49	50 54	55 59	60 64	65 OV		WHT	BLK	IND	ASN
DRUG/SALE/MAN	180	M		1			1	1					1						4	4			
		F											1						1	1			
NARCOTICS	180a	M		1				1											2	2			
		F																					
MARIJUANA	180b	M																					
		F																					
SYNTHETIC NARC	180c	M					1						1						2	2			
		F											1						1	1			
OTHER/NON-NARC	180d	M																					
		F																					
DRUG/POSSESSION	185	M						2		2	2				2				8	5		3	
		F	2							1	1								4	3		1	
NARCOTICS	185e	M																					
		F																					
MARIJUANA	185f	M						1		2	2				2				7	5		2	
		F	2							1									3	2		1	
SYNTHETIC NARC	185g	M						1											1			1	
		F									1								1	1			
OTHER/NON-NARC	185h	M																					
		F																					
GAMBLING	19	M																					
		F																					
BOOKMAKING	19a	M																					
		F																					
NUMBERS	19b	M																					
		F																					
OTHER GAMBLING	19c	M																					
		F																					
FAMILY/CHILD	20	M																					
		F									1								1			1	
DRIVING INFLUENCE	21	M	1		3		2	1	2	4	9		4	3	3	2		1	35	26		9	
		F						2		3	4	1	1	1	1	2			15	10		5	
LIQUOR LAWS	22	M	5	6	9		1			1	1	6	2	4	1				36	15		21	
		F	1	1	3									1					6	3		3	
DRUNKENNESS	23	M																					
		F																					

AGENCY: SITKA POLICE DEPARTMENT

Calendar Year: 2011

AGE, SEX AND RACE OF PERSONS ARRESTED
18 Years of age and over

CLASSIFICATIONS OF OFFENSES	UCR	SEX	AGE																TOT	RACE			
			18	19	20	21	22	23	24	25 29	30 34	35 39	40 44	45 49	50 54	55 59	60 64	65 OV		WHT	BLK	IND	ASN
DISORDERLY CONDUCT	24	M	1				1			4		3	2	4					15	10		5	
		F			1														1			1	
VAGRANCY	25	M																					
		F																					
ALL OTHER	26	M	4	2	6	7	4	2	1	12	16	14	9	12	2	1	3		95	56		38	1
		F		1		1		2	1	3	2	11		3		2			26	14		12	
SUSPICION	27	M																					
		F																					
CURFEW	28	M																					
		F																					
TOTAL BY SEX		M	12	11	22	11	11	8	5	32	41	28	21	33	12	6	4	1	258	158		99	1
		F	3	2	4	1		5	2	10	11	14	4	6	5	4			71	39		32	
GRAND TOTAL			**15**	**13**	**26**	**12**	**11**	**13**	**7**	**42**	**52**	**42**	**25**	**39**	**17**	**10**	**4**	**1**	**329**	**197**		**131**	**1**

AGENCY: SITKA POLICE DEPARTMENT Calendar Year: 2011

ARSON OFFENSES KNOWN TO LAW ENFORCEMENT

1 Property Classification	2 Offenses Reported or Known to Police (Include Unfounded and attempts)	3 Unfounded, i.e. False or Baseless Complaints	4 Number of Actual Offenses (Column 2 Minus Column 3) (Include Attempts)	5 Total Offenses Cleared by Arrest or Exceptional Means (Include Column 6)	6 Number of Clearances Involving Only Persons Under 18 Years of Age	7 Offenses Where Structures Uninhabited, Abandoned, or not Normally in Use	8 Estimated Value of Property Damage
STRUCTURAL							
A. Single Occupancy Residential: Houses, Townhouses, Duplexes, etc.							
B. Other Residential: Apartments, Tenements, Flats, Hotels, Motels, Inns, Dormitories, Boarding Houses, etc.							
C. Storage: Barns, Garages, Warehouses, etc.							
D. Industrial/Manufacturing:							
E. Other Commercial: Stores, Restaurants, Offices, etc.							
F. Community/Public: Churches, Jails, Schools, Colleges, Hosptials, etc.							
G. All Other Structure: Out Buildings, Monuments, Buildings Under Constructions, etc.	1		1			1	$240,000
TOTAL	1		1			1	$240,000
MOBILE							
H. Motor Vehicles: Automoblies, Trucks, Buses, Motorcycles, etc. UCR Definition							
I. Other Mobile Property: Trailers, Recreational Vehicles, Airplanes, Boats, etc.							
TOTAL							
OTHER							
J. TOTAL OTHER Crops, Timber, Fences, Signs, etc.							
TOTAL							
GRAND TOTAL	**1**		**1**			**1**	**$240,000**

AGENCY: SITKA POLICE DEPARTMENT

Calendar Year: 2011

LAW ENFORCEMENT OFFICERS KILLED OR ASSAULTED

Type of Activity	Total assaults by weapon	Type of Weapon				Type of Assignment							Officer assaults cleared
		Firearm	Knife or other cutting instru-ment	Other danger-ous weapon	Hands, fists, feet, etc.	Two-officer vehicle	One-officer vehicle		Detective or special assgn.		Other		
							Alone	Asst	Alone	Ast	Alone	Asst	
	A	B	C	D	E	F	G	H	I	J	K	L	M
1. Responding to disturbance calls (family quarrels, person with firearm, etc.													
2. Burglaries in progress or pursuing burglary suspects													
3. Robberies in progress or pursuing robbery suspects													
4. Attempting other arrests	4				4			4					4
5. Civil disorder (riot, mass disobedience, etc.)													
6. Handling, transporting, custody of prisoners	2				2			1			1		2
7. Investigating suspicious persons or circumstances													
8. Ambush – no warning													
9. Mentally deranged													
10. Traffic pursuits and stops													
11. All other													
12. TOTAL (1-11)	**6**				**6**			**5**			**1**		**6**
13. Number with person injury	4				4								
14. Number without personal injury	2				2								

15. TIME OF ASSAULTS	12 AM	2 AM	4 AM	6 AM	8 AM	10 AM	NOON	2 PM	4 PM	6 PM	8 PM	10 PM	UNK
								1		1	3	1	

THIS PAGE INTENTIONALLY LEFT BLANK

AGENCY: SKAGWAY POLICE DEPARTMENT CALENDAR YEAR 2011

OFFENSES KNOWN TO LAW ENFORCEMENT

(1) Classification of Offense	(2) Offenses Reported	(3) Unfounded Offenses	(4) Actual Offenses	(5) Offenses Cleared	(6) Juveniles Only
CRIMINAL HOMICIDE					
MURDER/NONNEG MANSLAUGHTER					
MANSLAUGHTER BY NEGLIGENCE					
TOTAL					
FORCIBLE RAPE					
RAPE BY FORCE					
ATTEMPTED FORCIBLE RAPE					
TOTAL					
ROBBERY					
FIREARM					
KNIFE/CUTTING INSTRUMENT					
OTHER DANGEROUS WEAPON					
STRONG-ARM (HANDS, FISTS)					
TOTAL					
ASSAULT					
FIREARM					
KNIFE OR CUTTING INSTRUMENT	2	1	1	1	
OTHER DANGEROUS WEAPON					
HANDS, FIST, FEET, AGGRAVATED	1		1		
OTHER ASSAULTS - SIMPLE	1		1	1	
TOTAL	4	1	3	2	
BURGLARY					
FORCIBLE ENTRY	4	3	1		
UNLAWFUL ENTRY - NO FORCE	5	2	3		
ATTEMPTED FORCIBLE ENTRY	1	1			
TOTAL	10	6	4		
LARCENY-THEFT					
THEFT (EX MOTOR VEHICLE)	15	2	13	1	
TOTAL	15	2	13	1	
MOTOR VEHICLE THEFT					
AUTOS	2	2			
TRUCKS AND BUSES					
OTHER VEHICLES	3		3		
TOTAL	5	2	3		
GRAND TOTAL	**34**	**11**	**23**	**3**	

AGENCY: SKAGWAY POLICE DEPARTMENT

Calendar Year: 2011

PROPERTY STOLEN BY CLASSIFICATION

CLASSIFICATION OF OFFENSES	NUMBER ACTUAL OFFENSES		VALUE OF PROPERTY STOLEN	
MURDER/NONNEG MANSLAUGHTER				
FORCIBLE RAPE				
ROBBERY				
HIGHWAY (STREET, ALLEYS, ETC.)				
COMMERCIAL HOUSE				
GAS OR SERVICE STATION				
CONVENIENCE STORE				
RESIDENCE				
BANK				
MISCELLANEOUS				
TOTAL ROBBERY				
BURGLARY				
RESIDENCE (DWELLING)				
NIGHT (6PM-6AM)	1		$ 100	
DAY (6AM-6PM)	1		$ 1,900	
UNKNOWN	1		$ 6,109	
NON-RESIDENCE (STORE ETC.)				
NIGHT (6PM-6AM)	1		$ 20	
DAY (6AM-6PM)				
UNKNOWN				
TOTAL BURGLARY	4		$ 8,129	
LARCENY-THEFT				
$200 AND OVER	6		$ 6,510	
$50 TO $200	2		$ 210	
UNDER $50	5		$ 176	
TOTAL	13		$ 6,896	
6X. NATURE OF LARCENIES UNDER ITEM 6				
POCKET-PICKING				
PURSE-SNATCHING				
SHOPLIFTING		6		$ 1,875
FROM MOTOR VEHICLE		1		$ 200
MOTOR VEHICLE PARTS & ACCESSORIES				
BICYCLES				
FROM BUILDING(EX C&H)		3		$ 246
FROM COIN-OP MACHINES				
ALL OTHER		3		$ 4,575
TOTAL LARCENY		13		$ 6,896
MOTOR VEHICLE THEFT	3		$ 1,400	
STOLEN & RECOVERED LOCALLY	3		$ 1,400	
STOLEN LOCALLY & RECOVERED OTHER				
TOTAL STOLEN OTHER & RECOVERED LOCAL	3		$ 1,400	
STOLEN IN OTHER JURIS & RECOVERED LOCALLY				
TOTAL MOTOR VEHICLE THEFT	3		$ 1,400	
GRAND TOTAL	**20**		**$ 16,425**	

AGENCY: SKAGWAY POLICE DEPARTMENT Calendar Year: 2011

PROPERTY BY TYPE AND VALUE

Type of Property	Monetary Value of Property Stolen in Your Jurisdiction	
(1)	STOLEN (2)	RECOVERED (3)
CURRENCY, NOTES, ETC.	$ 1,995	
JEWELRY & PRECIOUS METALS	$ 10,149	$ 2,500
CLOTHING AND FURS	$ 80	$ 80
LOCALLY STOLEN MOTOR VEHICLE	$ 1,400	$ 1,400
OFFICE EQUIPMENT		
TV, RADIOS, CAMERAS, ETC.	$ 760	$ 760
FIREARMS		
HOUSEHOLD GOODS		
CONSUMABLE GOODS	$ 20	
LIVESTOCK		
MISCELLANEOUS	$ 1,522	$ 850
GRAND TOTAL	**$ 15,926**	**$ 5,590**

AGENCY: SKAGWAY POLICE DEPARTMENT

Calendar Year: 2011

AGE, SEX AND RACE OF PERSONS ARRESTED
under 18 Years of age

CLASSIFICATIONS OF OFFENSES	UCR	SEX	AGE						TOT	RACE			
			Under 10	10-12	13-14	15	16	17		WHT	BLK	IND	ASN
MURDER/NONNEG MANSLAUGHTER	01A	M											
		F											
MANSLAUGHTER BY NEGLIGENCE	01B	M											
		F											
RAPE BY FORCE	02	M											
		F											
ROBBERY	03	M											
		F											
AGGRAVATED ASSAULT	04	M											
		F											
BURGLARY	05	M											
		F											
LARCENY	06	M											
		F											
MOTOR VEHICLE THEFT	07	M											
		F											
OTHER ASSAULTS	08	M											
		F											
ARSON	09	M											
		F											
FORGERY	10	M											
		F											
FRAUD	11	M											
		F											
EMBEZZLEMENT	12	M											
		F											
STOLEN PROPERTY	13	M											
		F											
VANDALISM	14	M											
		F											
WEAPONS	15	M											
		F											
PROSTITUTION	16	M											
		F											
SEX OFFENSES	17	M											
		F											

AGENCY: SKAGWAY POLICE DEPARTMENT

Calendar Year: 2011

AGE, SEX AND RACE OF PERSONS ARRESTED
under 18 Years of age

CLASSIFICATIONS OF OFFENSES	UCR	SEX	AGE						TOT	RACE			
			Under 10	10-12	13-14	15	16	17		WHT	BLK	IND	ASN
DRUG/SALE/MAN	180	M											
		F											
NARCOTICS	180a	M											
		F											
MARIJUANA	180b	M											
		F											
SYNTHETIC NARC	180c	M											
		F											
OTHER/NON-NARC	180d	M											
		F											
DRUG/POSSESSION	185	M											
		F											
NARCOTICS	185e	M											
		F											
MARIJUANA	185f	M											
		F											
SYNTHETIC NARC	185g	M											
		F											
OTHER/NON-NARC	185h	M											
		F											
GAMBLING	19	M											
		F											
BOOKMAKING	19a	M											
		F											
NUMBERS	19b	M											
		F											
OTHER GAMBLING	19c	M											
		F											
FAMILY/CHILD	20	M											
		F											
DRIVING INFLUENCE	21	M											
		F											
LIQUOR LAWS	22	M											
		F											
DRUNKENNESS	23	M											
		F											

AGENCY: SKAGWAY POLICE DEPARTMENT

Calendar Year: 2011

AGE, SEX AND RACE OF PERSONS ARRESTED
under 18 Years of age

CLASSIFICATIONS OF OFFENSES	UCR	SEX	AGE						TOT	RACE			
			Under 10	10-12	13-14	15	16	17		WHT	BLK	IND	ASN
DISORDERLY CONDUCT	24	M											
		F											
VAGRANCY	25	M											
		F											
ALL OTHER	26	M											
		F											
SUSPICION	27	M											
		F											
CURFEW	28	M											
		F											
RUN-AWAYS	29	M											
		F											
TOTAL BY SEX		M											
		F											
GRAND TOTAL													

AGENCY: SKAGWAY POLICE DEPARTMENT

Calendar Year: 2011

AGE, SEX AND RACE OF PERSONS ARRESTED
18 Years of age and over

CLASSIFICATIONS OF OFFENSES	UCR	SEX	AGE																TOT	RACE			
			18	19	20	21	22	23	24	25 29	30 34	35 39	40 44	45 49	50 54	55 59	60 64	65 OV		WHT	BLK	IND	ASN
MURDER/NONNEG MANSLAUGHTER	01A	M																					
		F																					
MANSLAUGHTER BY NEGLIGENCE	01B	M																					
		F																					
RAPE BY FORCE	02	M																					
		F																					
ROBBERY	03	M																					
		F																					
AGGRAVATED ASSAULT	04	M								1	1								2	1		1	
		F																					
BURGLARY	05	M																					
		F																					
LARCENY	06	M																					
		F																					
MOTOR VEHICLE THEFT	07	M																					
		F																					
OTHER ASSAULTS	08	M											1						1		1		
		F																					
ARSON	09	M																					
		F																					
FORGERY	10	M																					
		F																					
FRAUD	11	M																					
		F																					
EMBEZZLEMENT	12	M																					
		F																					
STOLEN PROPERTY	13	M																					
		F																					
VANDALISM	14	M																					
		F																					
WEAPONS	15	M																					
		F																					
PROSTITUTION	16	M																					
		F																					
SEX OFFENSES	17	M																					
		F																					

AGENCY: SKAGWAY POLICE DEPARTMENT

Calendar Year: 2011

AGE, SEX AND RACE OF PERSONS ARRESTED
18 Years of age and over

CLASSIFICATIONS OF OFFENSES	UCR	SEX	AGE																TOT	RACE			
			18	19	20	21	22	23	24	25 29	30 34	35 39	40 44	45 49	50 54	55 59	60 64	65 OV		WHT	BLK	IND	ASN
DRUG/SALE/MAN	180	M																					
		F																					
NARCOTICS	180a	M																					
		F																					
MARIJUANA	180b	M																					
		F																					
SYNTHETIC NARC	180c	M																					
		F																					
OTHER/NON-NARC	180d	M																					
		F																					
DRUG/POSSESSION	185	M																					
		F																					
NARCOTICS	185e	M																					
		F																					
MARIJUANA	185f	M																					
		F																					
SYNTHETIC NARC	185g	M																					
		F																					
OTHER/NON-NARC	185h	M																					
		F																					
GAMBLING	19	M																					
		F																					
BOOKMAKING	19a	M																					
		F																					
NUMBERS	19b	M																					
		F																					
OTHER GAMBLING	19c	M																					
		F																					
FAMILY/CHILD	20	M																					
		F																					
DRIVING INFLUENCE	21	M					1				1	1				1			4	4			
		F									1								1	1			
LIQUOR LAWS	22	M																					
		F																					
DRUNKENNESS	23	M																					
		F																					

AGENCY: SKAGWAY POLICE DEPARTMENT

Calendar Year: 2011

AGE, SEX AND RACE OF PERSONS ARRESTED
18 Years of age and over

CLASSIFICATIONS OF OFFENSES	UCR	SEX	AGE																TOT	RACE			
			18	19	20	21	22	23	24	25 29	30 34	35 39	40 44	45 49	50 54	55 59	60 64	65 OV		WHT	BLK	IND	ASN
DISORDERLY CONDUCT	24	M																					
		F																					
VAGRANCY	25	M																					
		F																					
ALL OTHER	26	M						1											1			1	
		F																					
SUSPICION	27	M																					
		F																					
CURFEW	28	M																					
		F																					
TOTAL BY SEX		M					1	1		1	2	1	1			1			8	5	1	2	
		F									1								1	1			
GRAND TOTAL							**1**	**1**		**1**	**3**	**1**	**1**			**1**			**9**	**6**	**1**	**2**	

AGENCY: SKAGWAY POLICE DEPARTMENT Calendar Year: 2011

ARSON OFFENSES KNOWN TO LAW ENFORCEMENT

1 Property Classification	2 Offenses Reported or Known to Police (Include Unfounded and attempts)	3 Unfounded, i.e. False or Baseless Complaints	4 Number of Actual Offenses (Column 2 Minus Column 3) (Include Attempts)	5 Total Offenses Cleared by Arrest or Exceptional Means (Include Column 6)	6 Number of Clearances Involving Only Persons Under 18 Years of Age	7 Offenses Where Structures Uninhabited, Abandoned, or not Normally in Use	8 Estimated Value of Property Damage
STRUCTURAL							
A. Single Occupancy Residential: Houses, Townhouses, Duplexes, etc.							
B. Other Residential: Apartments, Tenements, Flats, Hotels, Motels, Inns, Dormitories, Boarding Houses, etc.							
C. Storage: Barns, Garages, Warehouses, etc.							
D. Industrial/Manufacturing:							
E. Other Commercial: Stores, Restaurants, Offices, etc.							
F. Community/Public: Churches, Jails, Schools, Colleges, Hosptials, etc.							
G. All Other Structure: Out Buildings, Monuments, Buildings Under Constructions, etc.							
TOTAL							
MOBILE							
H. Motor Vehicles: Automoblies, Trucks, Buses, Motorcycles, etc. UCR Definition							
I. Other Mobile Property: Trailers, Recreational Vehicles, Airplanes, Boats, etc.							
TOTAL							
OTHER							
J. TOTAL OTHER Crops, Timber, Fences, Signs, etc.							
TOTAL							
GRAND TOTAL							

AGENCY: SKAGWAY POLICE DEPARTMENT Calendar Year: 2011

LAW ENFORCEMENT OFFICERS KILLED OR ASSAULTED

Type of Activity	Total assaults by weapon	Type of Weapon				Type of Assignment							Officer assaults cleared
		Firearm	Knife or other cutting instru-ment	Other danger-ous weapon	Hands, fists, feet, etc.	Two-officer vehicle	One-officer vehicle		Detective or special assgn.		Other		
							Alone	Asst	Alone	Ast	Alone	Asst	
	A	B	C	D	E	F	G	H	I	J	K	L	M
1. Responding to disturbance calls (family quarrels, person with firearm, etc.													
2. Burglaries in progress or pursuing burglary suspects													
3. Robberies in progress or pursuing robbery suspects													
4. Attempting other arrests													
5. Civil disorder (riot, mass disobedience, etc.)													
6. Handling, transporting, custody of prisoners													
7. Investigating suspicious persons or circumstances													
8. Ambush – no warning													
9. Mentally deranged													
10. Traffic pursuits and stops													
11. All other													
12. TOTAL (1-11)													
13. Number with person injury													
14. Number without personal injury													

15. TIME OF ASSAULTS	12 AM	2 AM	4 AM	6 AM	8 AM	10 AM	NOON	2 PM	4 PM	6 PM	8 PM	10 PM	UNK

THIS PAGE INTENTIONALLY LEFT BLANK

AGENCY: SOLDOTNA POLICE DEPARTMENT CALENDAR YEAR 2011

OFFENSES KNOWN TO LAW ENFORCEMENT

(1) Classification of Offense	(2) Offenses Reported	(3) Unfounded Offenses	(4) Actual Offenses	(5) Offenses Cleared	(6) Juveniles Only
CRIMINAL HOMICIDE					
MURDER/NONNEG MANSLAUGHTER					
MANSLAUGHTER BY NEGLIGENCE					
TOTAL					
FORCIBLE RAPE					
RAPE BY FORCE	1	1			
ATTEMPTED FORCIBLE RAPE	1		1	1	
TOTAL	2	1	1	1	
ROBBERY					
FIREARM	2		2	2	
KNIFE/CUTTING INSTRUMENT					
OTHER DANGEROUS WEAPON					
STRONG-ARM (HANDS, FISTS)					
TOTAL	2		2	2	
ASSAULT					
FIREARM	4		4	4	
KNIFE OR CUTTING INSTRUMENT	5		5	5	
OTHER DANGEROUS WEAPON					
HANDS, FIST, FEET, AGGRAVATED	4		4	3	2
OTHER ASSAULTS - SIMPLE	63		63	52	6
TOTAL	76		76	64	8
BURGLARY					
FORCIBLE ENTRY	7		7	4	
UNLAWFUL ENTRY - NO FORCE	6		6	5	
ATTEMPTED FORCIBLE ENTRY					
TOTAL	13		13	9	
LARCENY-THEFT					
THEFT (EX MOTOR VEHICLE)	173		173	81	17
TOTAL	173		173	81	17
MOTOR VEHICLE THEFT					
AUTOS	8		8	6	
TRUCKS AND BUSES					
OTHER VEHICLES	2		2	2	
TOTAL	10		10	8	
GRAND TOTAL	**276**	**1**	**275**	**165**	**25**

AGENCY: SOLDOTNA POLICE DEPARTMENT

Calendar Year: 2011

PROPERTY STOLEN BY CLASSIFICATION

CLASSIFICATION OF OFFENSES	NUMBER ACTUAL OFFENSES		VALUE OF PROPERTY STOLEN	
MURDER/NONNEG MANSLAUGHTER				
FORCIBLE RAPE	1			
ROBBERY				
HIGHWAY (STREET, ALLEYS, ETC.)				
COMMERCIAL HOUSE	1		$ 180	
GAS OR SERVICE STATION				
CONVENIENCE STORE	1		$ 150	
RESIDENCE				
BANK				
MISCELLANEOUS				
TOTAL ROBBERY	2		$ 330	
BURGLARY				
RESIDENCE (DWELLING)				
NIGHT (6PM-6AM)				
DAY (6AM-6PM)	3		$ 2,525	
UNKNOWN	5		$ 2,925	
NON-RESIDENCE (STORE ETC.)				
NIGHT (6PM-6AM)	1			
DAY (6AM-6PM)	1		$ 90	
UNKNOWN	3		$ 3,501	
TOTAL BURGLARY	13		$ 9,041	
LARCENY-THEFT				
$200 AND OVER	61		$ 67,741	
$50 TO $200	52		$ 6,081	
UNDER $50	60		$ 742	
TOTAL	173		$ 74,564	
6X. NATURE OF LARCENIES UNDER ITEM 6				
POCKET-PICKING				
PURSE-SNATCHING		3		$ 395
SHOPLIFTING		59		$ 5,507
FROM MOTOR VEHICLE		33		$ 12,112
MOTOR VEHICLE PARTS & ACCESSORIES		2		$ 464
BICYCLES		17		$ 4,290
FROM BUILDING(EX C&H)		17		$ 5,210
FROM COIN-OP MACHINES				
ALL OTHER		42		$ 46,586
TOTAL LARCENY		173		$ 74,564
MOTOR VEHICLE THEFT	10		$ 21,050	
STOLEN & RECOVERED LOCALLY	4			
STOLEN LOCALLY & RECOVERED OTHER	1			
TOTAL STOLEN OTHER & RECOVERED LOCAL	5			
STOLEN IN OTHER JURIS & RECOVERED LOCALLY				
TOTAL MOTOR VEHICLE THEFT	10		$ 21,050	
GRAND TOTAL	**199**		**$ 104,985**	

AGENCY: SOLDOTNA POLICE DEPARTMENT Calendar Year: 2011

PROPERTY BY TYPE AND VALUE

Type of Property	Monetary Value of Property Stolen in Your Jurisdiction	
(1)	STOLEN (2)	RECOVERED (3)
CURRENCY, NOTES, ETC.	$ 18,117	$ 53
JEWELRY & PRECIOUS METALS	$ 1,175	
CLOTHING AND FURS	$ 2,070	$ 1,567
LOCALLY STOLEN MOTOR VEHICLE	$ 20,300	$ 15,237
OFFICE EQUIPMENT	$ 2,297	
TV, RADIOS, CAMERAS, ETC.	$ 6,097	$ 1,589
FIREARMS	$ 3,550	$ 2,150
HOUSEHOLD GOODS	$ 2,308	
CONSUMABLE GOODS	$ 4,480	$ 269
LIVESTOCK		
MISCELLANEOUS	$ 44,591	$ 10,170
GRAND TOTAL	**$ 104,985**	**$ 31,035**

AGENCY: SOLDOTNA POLICE DEPARTMENT

Calendar Year: 2011

AGE, SEX AND RACE OF PERSONS ARRESTED
under 18 Years of age

CLASSIFICATIONS OF OFFENSES	UCR	SEX	AGE						TOT	RACE			
			Under 10	10-12	13-14	15	16	17		WHT	BLK	IND	ASN
MURDER/NONNEG MANSLAUGHTER	01A	M											
		F											
MANSLAUGHTER BY NEGLIGENCE	01B	M											
		F											
RAPE BY FORCE	02	M											
		F											
ROBBERY	03	M											
		F											
AGGRAVATED ASSAULT	04	M			2				2	2			
		F											
BURGLARY	05	M											
		F											
LARCENY	06	M		1	1	1	2	13	18	16		2	
		F			1	1	2	3	7	6		1	
MOTOR VEHICLE THEFT	07	M											
		F											
OTHER ASSAULTS	08	M			1				1	1			
		F			2	1			3	2		1	
ARSON	09	M											
		F											
FORGERY	10	M											
		F											
FRAUD	11	M											
		F											
EMBEZZLEMENT	12	M											
		F											
STOLEN PROPERTY	13	M											
		F											
VANDALISM	14	M											
		F											
WEAPONS	15	M											
		F											
PROSTITUTION	16	M											
		F											
SEX OFFENSES	17	M						1	1	1			
		F											

AGENCY: SOLDOTNA POLICE DEPARTMENT

Calendar Year: 2011

AGE, SEX AND RACE OF PERSONS ARRESTED
under 18 Years of age

CLASSIFICATIONS OF OFFENSES	UCR	SEX	AGE						TOT	RACE			
			Under 10	10-12	13-14	15	16	17		WHT	BLK	IND	ASN
DRUG/SALE/MAN	180	M		1					1	1			
		F											
NARCOTICS	180a	M											
		F											
MARIJUANA	180b	M											
		F											
SYNTHETIC NARC	180c	M											
		F											
OTHER/NON-NARC	180d	M		1					1	1			
		F											
DRUG/POSSESSION	185	M											
		F											
NARCOTICS	185e	M											
		F											
MARIJUANA	185f	M											
		F											
SYNTHETIC NARC	185g	M											
		F											
OTHER/NON-NARC	185h	M											
		F											
GAMBLING	19	M											
		F											
BOOKMAKING	19a	M											
		F											
NUMBERS	19b	M											
		F											
OTHER GAMBLING	19c	M											
		F											
FAMILY/CHILD	20	M											
		F											
DRIVING INFLUENCE	21	M											
		F						1	1	1			
LIQUOR LAWS	22	M											
		F											
DRUNKENNESS	23	M											
		F											

AGENCY: SOLDOTNA POLICE DEPARTMENT

Calendar Year: 2011

AGE, SEX AND RACE OF PERSONS ARRESTED
under 18 Years of age

CLASSIFICATIONS OF OFFENSES	UCR	SEX	AGE						TOT	RACE			
			Under 10	10-12	13-14	15	16	17		WHT	BLK	IND	ASN
DISORDERLY CONDUCT	24	M											
		F											
VAGRANCY	25	M											
		F											
ALL OTHER	26	M											
		F											
SUSPICION	27	M											
		F											
CURFEW	28	M											
		F											
RUN-AWAYS	29	M											
		F											
TOTAL BY SEX		M		2	4	1	2	14	23	21		2	
		F			3	2	2	4	11	9		2	
GRAND TOTAL				**2**	**7**	**3**	**4**	**18**	**34**	**30**		**4**	

AGENCY: SOLDOTNA POLICE DEPARTMENT

Calendar Year: 2011

AGE, SEX AND RACE OF PERSONS ARRESTED
18 Years of age and over

CLASSIFICATIONS OF OFFENSES	UCR	SEX	AGE																TOT	RACE			
			18	19	20	21	22	23	24	25 29	30 34	35 39	40 44	45 49	50 54	55 59	60 64	65 OV		WHT	BLK	IND	ASN
MURDER/NONNEG MANSLAUGHTER	01A	M																					
		F																					
MANSLAUGHTER BY NEGLIGENCE	01B	M																					
		F																					
RAPE BY FORCE	02	M																					
		F																					
ROBBERY	03	M								2									2	2			
		F																					
AGGRAVATED ASSAULT	04	M	1							2		1			2	1			7	7			
		F						1			1	1				1			4	4			
BURGLARY	05	M	1	2										1					4	4			
		F																					
LARCENY	06	M	7	6	7	3	4	3	1	5	5	1	1	3	1	2	3		52	47	2	3	
		F	3	2	2	6	2			5	5	2		3	3				33	30		3	
MOTOR VEHICLE THEFT	07	M								1									1	1			
		F																					
OTHER ASSAULTS	08	M					1	2	3	10	7	1	2	4	2	4			36	33		3	
		F				1		2	1	2		2			1				9	8		1	
ARSON	09	M																					
		F																					
FORGERY	10	M								1									1	1			
		F																					
FRAUD	11	M																					
		F																					
EMBEZZLEMENT	12	M																					
		F																					
STOLEN PROPERTY	13	M																					
		F																					
VANDALISM	14	M		3	1	1				3		1							9	8		1	
		F																					
WEAPONS	15	M								1									1	1			
		F												1					1	1			
PROSTITUTION	16	M																					
		F																					
SEX OFFENSES	17	M										1							1	1			
		F																					

AGENCY: SOLDOTNA POLICE DEPARTMENT

Calendar Year: 2011

AGE, SEX AND RACE OF PERSONS ARRESTED
18 Years of age and over

CLASSIFICATIONS OF OFFENSES	UCR	SEX	AGE																TOT	RACE			
			18	19	20	21	22	23	24	25 29	30 34	35 39	40 44	45 49	50 54	55 59	60 64	65 OV		WHT	BLK	IND	ASN
DRUG/SALE/MAN	180	M								4	2				1		1		8	8			
		F								3									3	3			
NARCOTICS	180a	M																					
		F																					
MARIJUANA	180b	M																					
		F																					
SYNTHETIC NARC	180c	M																					
		F																					
OTHER/NON-NARC	180d	M								4	2				1		1		8	8			
		F								3									3	3			
DRUG/POSSESSION	185	M	2	1	1	1	2		1	4	2		3			1			18	16	1	1	
		F			1		1		1	1	1		2	1	3				11	11			
NARCOTICS	185e	M																					
		F																					
MARIJUANA	185f	M	2	1	1	1	2		1	4	2		3			1			18	16	1	1	
		F			1		1		1				1	1	1				6	6			
SYNTHETIC NARC	185g	M																					
		F								1	1		1		2				5	5			
OTHER/NON-NARC	185h	M																					
		F																					
GAMBLING	19	M																					
		F																					
BOOKMAKING	19a	M																					
		F																					
NUMBERS	19b	M																					
		F																					
OTHER GAMBLING	19c	M																					
		F																					
FAMILY/CHILD	20	M																					
		F								2			1						3	3			
DRIVING INFLUENCE	21	M	1			2	2	2	2	17	8	3	4	4	5	3	2		55	50	2	3	
		F		1		1			1	1	1	2	2		2				11	11			
LIQUOR LAWS	22	M				1	2		1	2	1								7	5		2	
		F	1													1			2	2			
DRUNKENNESS	23	M																					
		F																					

AGENCY: SOLDOTNA POLICE DEPARTMENT

Calendar Year: 2011

AGE, SEX AND RACE OF PERSONS ARRESTED
18 Years of age and over

CLASSIFICATIONS OF OFFENSES	UCR	SEX	AGE																TOT	RACE			
			18	19	20	21	22	23	24	25 29	30 34	35 39	40 44	45 49	50 54	55 59	60 64	65 OV		WHT	BLK	IND	ASN
DISORDERLY CONDUCT	24	M				2	2			7			2	1	2				16	14		2	
		F					2					1							3	3			
VAGRANCY	25	M																					
		F																					
ALL OTHER	26	M			1	1	2			4	4	2	3	2	4	1			24	23	1		
		F		1				1		3	3	1	1	4			1		15	13		2	
SUSPICION	27	M																					
		F																					
CURFEW	28	M																					
		F																					
TOTAL BY SEX		M	12	12	10	11	15	7	8	63	29	10	15	15	17	12	6		242	221	6	15	
		F	4	4	3	8	5	4	3	17	11	9	6	9	9	2	1		95	89		6	
GRAND TOTAL			**16**	**16**	**13**	**19**	**20**	**11**	**11**	**80**	**40**	**19**	**21**	**24**	**26**	**14**	**7**		**337**	**310**	**6**	**21**	

AGENCY: SOLDOTNA POLICE DEPARTMENT Calendar Year: 2011

ARSON OFFENSES KNOWN TO LAW ENFORCEMENT

1 Property Classification	2 Offenses Reported or Known to Police (Include Unfounded and attempts)	3 Unfounded, i.e. False or Baseless Complaints	4 Number of Actual Offenses (Column 2 Minus Column 3) (Include Attempts)	5 Total Offenses Cleared by Arrest or Exceptional Means (Include Column 6)	6 Number of Clearances Involving Only Persons Under 18 Years of Age	7 Offenses Where Structures Uninhabited, Abandoned, or not Normally in Use	8 Estimated Value of Property Damage
STRUCTURAL							
A. Single Occupancy Residential: Houses, Townhouses, Duplexes, etc.							
B. Other Residential: Apartments, Tenements, Flats, Hotels, Motels, Inns, Dormitories, Boarding Houses, etc.							
C. Storage: Barns, Garages, Warehouses, etc.							
D. Industrial/Manufacturing:							
E. Other Commercial: Stores, Restaurants, Offices, etc.							
F. Community/Public: Churches, Jails, Schools, Colleges, Hosptials, etc.							
G. All Other Structure: Out Buildings, Monuments, Buildings Under Constructions, etc.							
TOTAL							
MOBILE							
H. Motor Vehicles: Automoblies, Trucks, Buses, Motorcycles, etc. UCR Definition	1		1				
I. Other Mobile Property: Trailers, Recreational Vehicles, Airplanes, Boats, etc.							
TOTAL	1		1				
OTHER							
J. TOTAL OTHER Crops, Timber, Fences, Signs, etc.							
TOTAL							
GRAND TOTAL	**1**		**1**				

AGENCY: SOLDOTNA POLICE DEPARTMENT Calendar Year: 2011

LAW ENFORCEMENT OFFICERS KILLED OR ASSAULTED

Type of Activity	Total assaults by weapon	Type of Weapon				Type of Assignment							Officer assaults cleared
		Firearm	Knife or other cutting instru-ment	Other danger-ous weapon	Hands, fists, feet, etc.	Two-officer vehicle	One-officer vehicle		Detective or special assgn.		Other		
							Alone	Asst	Alone	Ast	Alone	Asst	
	A	B	C	D	E	F	G	H	I	J	K	L	M
1. Responding to disturbance calls (family quarrels, person with firearm, etc.	1				1			1					1
2. Burglaries in progress or pursuing burglary suspects													
3. Robberies in progress or pursuing robbery suspects													
4. Attempting other arrests													
5. Civil disorder (riot, mass disobedience, etc.)													
6. Handling, transporting, custody of prisoners													
7. Investigating suspicious persons or circumstances													
8. Ambush – no warning													
9. Mentally deranged													
10. Traffic pursuits and stops													
11. All other													
12. TOTAL (1-11)	**1**				**1**			**1**					**1**
13. Number with person injury	1				1								
14. Number without personal injury													

15. TIME OF ASSAULTS	12 AM	2 AM	4 AM	6 AM	8 AM	10 AM	NOON	2 PM	4 PM	6 PM	8 PM	10 PM	UNK
												1	

THIS PAGE INTENTIONALLY LEFT BLANK

AGENCY: UNALASKA POLICE DEPARTMENT CALENDAR YEAR 2011

OFFENSES KNOWN TO LAW ENFORCEMENT

(1) Classification of Offense	(2) Offenses Reported	(3) Unfounded Offenses	(4) Actual Offenses	(5) Offenses Cleared	(6) Juveniles Only
CRIMINAL HOMICIDE					
MURDER/NONNEG MANSLAUGHTER					
MANSLAUGHTER BY NEGLIGENCE					
TOTAL					
FORCIBLE RAPE					
RAPE BY FORCE					
ATTEMPTED FORCIBLE RAPE					
TOTAL					
ROBBERY					
FIREARM					
KNIFE/CUTTING INSTRUMENT					
OTHER DANGEROUS WEAPON					
STRONG-ARM (HANDS, FISTS)					
TOTAL					
ASSAULT					
FIREARM					
KNIFE OR CUTTING INSTRUMENT	4		4	3	
OTHER DANGEROUS WEAPON	11		11	6	
HANDS, FIST, FEET, AGGRAVATED	2		2	1	
OTHER ASSAULTS - SIMPLE	168	2	166	32	
TOTAL	185	2	183	42	
BURGLARY					
FORCIBLE ENTRY	1		1		
UNLAWFUL ENTRY - NO FORCE	6		6	2	
ATTEMPTED FORCIBLE ENTRY	3		3	1	
TOTAL	10		10	3	
LARCENY-THEFT					
THEFT (EX MOTOR VEHICLE)	72	2	70	12	
TOTAL	72	2	70	12	
MOTOR VEHICLE THEFT					
AUTOS	6		6	4	
TRUCKS AND BUSES	4	1	3		
OTHER VEHICLES					
TOTAL	10	1	9	4	
GRAND TOTAL	**277**	**5**	**272**	**61**	

AGENCY: UNALASKA POLICE DEPARTMENT

Calendar Year: 2011

PROPERTY STOLEN BY CLASSIFICATION

CLASSIFICATION OF OFFENSES	NUMBER ACTUAL OFFENSES		VALUE OF PROPERTY STOLEN	
MURDER/NONNEG MANSLAUGHTER				
FORCIBLE RAPE				
ROBBERY				
HIGHWAY (STREET, ALLEYS, ETC.)				
COMMERCIAL HOUSE				
GAS OR SERVICE STATION				
CONVENIENCE STORE				
RESIDENCE				
BANK				
MISCELLANEOUS				
TOTAL ROBBERY				
BURGLARY				
RESIDENCE (DWELLING)				
NIGHT (6PM-6AM)	3		$ 2,302	
DAY (6AM-6PM)	2		$ 1,400	
UNKNOWN				
NON-RESIDENCE (STORE ETC.)				
NIGHT (6PM-6AM)	4		$ 946	
DAY (6AM-6PM)				
UNKNOWN	1		$ 2,287	
TOTAL BURGLARY	10		$ 6,935	
LARCENY-THEFT				
$200 AND OVER	25		$ 23,736	
$50 TO $200	15		$ 1,736	
UNDER $50	30		$ 220	
TOTAL	70		$ 25,692	
6X. NATURE OF LARCENIES UNDER ITEM 6				
POCKET-PICKING		6		$ 2,091
PURSE-SNATCHING				
SHOPLIFTING		12		$ 1,817
FROM MOTOR VEHICLE		3		$ 4,820
MOTOR VEHICLE PARTS & ACCESSORIES		2		$ 24
BICYCLES		2		$ 251
FROM BUILDING(EX C&H)		14		$ 5,777
FROM COIN-OP MACHINES				
ALL OTHER		31		$ 10,912
TOTAL LARCENY		70		$ 25,692
MOTOR VEHICLE THEFT	9		$ 32,504	
STOLEN & RECOVERED LOCALLY	9		$ 32,451	
STOLEN LOCALLY & RECOVERED OTHER				
TOTAL STOLEN OTHER & RECOVERED LOCAL	9		$ 32,451	
STOLEN IN OTHER JURIS & RECOVERED LOCALLY				
TOTAL MOTOR VEHICLE THEFT	9		$ 32,504	
GRAND TOTAL	**89**		**$ 65,131**	

AGENCY: UNALASKA POLICE DEPARTMENT Calendar Year: 2011

PROPERTY BY TYPE AND VALUE

Type of Property (1)	Monetary Value of Property Stolen in Your Jurisdiction	
	STOLEN (2)	RECOVERED (3)
CURRENCY, NOTES, ETC.	$ 14,512	$ 658
JEWELRY & PRECIOUS METALS	$ 821	$ 21
CLOTHING AND FURS	$ 725	$ 273
LOCALLY STOLEN MOTOR VEHICLE	$ 32,504	$ 32,452
OFFICE EQUIPMENT	$ 1	$ 1
TV, RADIOS, CAMERAS, ETC.	$ 4,494	$ 2,236
FIREARMS	$ 4,636	$ 3,949
HOUSEHOLD GOODS	$ 745	
CONSUMABLE GOODS	$ 6	$ 1
LIVESTOCK		
MISCELLANEOUS	$ 6,687	$ 1,671
GRAND TOTAL	**$ 65,131**	**$ 41,262**

AGENCY: UNALASKA POLICE DEPARTMENT

Calendar Year: 2011

AGE, SEX AND RACE OF PERSONS ARRESTED
under 18 Years of age

CLASSIFICATIONS OF OFFENSES	UCR	SEX	AGE						TOT	RACE			
			Under 10	10-12	13-14	15	16	17		WHT	BLK	IND	ASN
MURDER/NONNEG MANSLAUGHTER	01A	M											
		F											
MANSLAUGHTER BY NEGLIGENCE	01B	M											
		F											
RAPE BY FORCE	02	M											
		F											
ROBBERY	03	M											
		F											
AGGRAVATED ASSAULT	04	M											
		F											
BURGLARY	05	M											
		F											
LARCENY	06	M											
		F											
MOTOR VEHICLE THEFT	07	M											
		F											
OTHER ASSAULTS	08	M											
		F											
ARSON	09	M											
		F											
FORGERY	10	M											
		F											
FRAUD	11	M											
		F											
EMBEZZLEMENT	12	M											
		F											
STOLEN PROPERTY	13	M											
		F											
VANDALISM	14	M											
		F											
WEAPONS	15	M											
		F											
PROSTITUTION	16	M											
		F											
SEX OFFENSES	17	M											
		F											

AGENCY: UNALASKA POLICE DEPARTMENT

Calendar Year: 2011

AGE, SEX AND RACE OF PERSONS ARRESTED
under 18 Years of age

CLASSIFICATIONS OF OFFENSES	UCR	SEX	AGE						TOT	RACE			
			Under 10	10-12	13-14	15	16	17		WHT	BLK	IND	ASN
DRUG/SALE/MAN	180	M											
		F											
NARCOTICS	180a	M											
		F											
MARIJUANA	180b	M											
		F											
SYNTHETIC NARC	180c	M											
		F											
OTHER/NON-NARC	180d	M											
		F											
DRUG/POSSESSION	185	M											
		F											
NARCOTICS	185e	M											
		F											
MARIJUANA	185f	M											
		F											
SYNTHETIC NARC	185g	M											
		F											
OTHER/NON-NARC	185h	M											
		F											
GAMBLING	19	M											
		F											
BOOKMAKING	19a	M											
		F											
NUMBERS	19b	M											
		F											
OTHER GAMBLING	19c	M											
		F											
FAMILY/CHILD	20	M											
		F											
DRIVING INFLUENCE	21	M											
		F											
LIQUOR LAWS	22	M						2	2	1			1
		F				1	2	5	8	2		2	4
DRUNKENNESS	23	M			1		1		2			2	
		F											

AGENCY: UNALASKA POLICE DEPARTMENT

Calendar Year: 2011

AGE, SEX AND RACE OF PERSONS ARRESTED
under 18 Years of age

CLASSIFICATIONS OF OFFENSES	UCR	SEX	AGE						TOT	RACE			
			Under 10	10-12	13-14	15	16	17		WHT	BLK	IND	ASN
DISORDERLY CONDUCT	24	M											
		F											
VAGRANCY	25	M											
		F											
ALL OTHER	26	M											
		F					1	1	2	1			1
SUSPICION	27	M											
		F											
CURFEW	28	M											
		F											
RUN-AWAYS	29	M											
		F											
TOTAL BY SEX		M			1		1	2	4	1		2	1
		F				1	3	6	10	3		2	5
GRAND TOTAL					**1**	**1**	**4**	**8**	**14**	**4**		**4**	**6**

AGENCY: UNALASKA POLICE DEPARTMENT

Calendar Year: 2011

AGE, SEX AND RACE OF PERSONS ARRESTED
18 Years of age and over

CLASSIFICATIONS OF OFFENSES	UCR	SEX	AGE																TOT	RACE			
			18	19	20	21	22	23	24	25 29	30 34	35 39	40 44	45 49	50 54	55 59	60 64	65 OV		WHT	BLK	IND	ASN
MURDER/NONNEG MANSLAUGHTER	01A	M																					
		F																					
MANSLAUGHTER BY NEGLIGENCE	01B	M																					
		F																					
RAPE BY FORCE	02	M																					
		F																					
ROBBERY	03	M																					
		F																					
AGGRAVATED ASSAULT	04	M		1	1			2		4	2								10	5		1	4
		F																					
BURGLARY	05	M									1		1	1					3	3			
		F																					
LARCENY	06	M		2			1	1	1	1	2	2	1						11	8		1	2
		F																					
MOTOR VEHICLE THEFT	07	M							1		1		2						4	3	1		
		F																					
OTHER ASSAULTS	08	M		1	1	1		2		6	1	7	1	5	4			1	30	20	1	2	7
		F								1	1								2			1	1
ARSON	09	M																					
		F																					
FORGERY	10	M																					
		F																					
FRAUD	11	M											1						1		1		
		F							1	1									2	2			
EMBEZZLEMENT	12	M																					
		F																					
STOLEN PROPERTY	13	M																					
		F																					
VANDALISM	14	M												1					1	1			
		F																					
WEAPONS	15	M																					
		F																					
PROSTITUTION	16	M																					
		F																					
SEX OFFENSES	17	M										1							1	1			
		F																					

AGENCY: UNALASKA POLICE DEPARTMENT

Calendar Year: 2011

AGE, SEX AND RACE OF PERSONS ARRESTED
18 Years of age and over

CLASSIFICATIONS OF OFFENSES	UCR	SEX	AGE																TOT	RACE			
			18	19	20	21	22	23	24	25 29	30 34	35 39	40 44	45 49	50 54	55 59	60 64	65 OV		WHT	BLK	IND	ASN
DRUG/SALE/MAN	180	M		1						2			1						4	2			2
		F																					
NARCOTICS	180a	M																					
		F																					
MARIJUANA	180b	M								2			1						3	1			2
		F																					
SYNTHETIC NARC	180c	M		1															1	1			
		F																					
OTHER/NON-NARC	180d	M																					
		F																					
DRUG/POSSESSION	185	M			1			1		1									3	3			
		F																					
NARCOTICS	185e	M																					
		F																					
MARIJUANA	185f	M			1			1		1									3	3			
		F																					
SYNTHETIC NARC	185g	M																					
		F																					
OTHER/NON-NARC	185h	M																					
		F																					
GAMBLING	19	M									1								1				1
		F																					
BOOKMAKING	19a	M																					
		F																					
NUMBERS	19b	M																					
		F																					
OTHER GAMBLING	19c	M									1								1				1
		F																					
FAMILY/CHILD	20	M																					
		F																					
DRIVING INFLUENCE	21	M		2	2			2	1	4	5	2		2	2	3	1		26	21		2	3
		F							1										1				1
LIQUOR LAWS	22	M	1	4	11		1	3		1				1					22	19	1		2
		F	1							1									2	1			1
DRUNKENNESS	23	M																					
		F																					

AGENCY: UNALASKA POLICE DEPARTMENT

Calendar Year: 2011

AGE, SEX AND RACE OF PERSONS ARRESTED
18 Years of age and over

CLASSIFICATIONS OF OFFENSES	UCR	SEX	AGE																TOT	RACE			
			18	19	20	21	22	23	24	25 29	30 34	35 39	40 44	45 49	50 54	55 59	60 64	65 OV		WHT	BLK	IND	ASN
DISORDERLY CONDUCT	24	M		1						1	2		1	1		1			7	7			
		F																					
VAGRANCY	25	M																					
		F																					
ALL OTHER	26	M	3	2	4	4	1	5	2	10	11	6	5	8	3	3	1		68	52	4	2	10
		F	1							2	2	1							6	3		1	2
SUSPICION	27	M																					
		F																					
CURFEW	28	M																					
		F																					
TOTAL BY SEX		M	4	14	20	5	3	16	5	30	26	18	13	19	9	7	2	1	192	145	8	8	31
		F	2						2	5	3	1							13	6		2	5
GRAND TOTAL			**6**	**14**	**20**	**5**	**3**	**16**	**7**	**35**	**29**	**19**	**13**	**19**	**9**	**7**	**2**	**1**	**205**	**151**	**8**	**10**	**36**

AGENCY: UNALASKA POLICE DEPARTMENT Calendar Year: 2011

ARSON OFFENSES KNOWN TO LAW ENFORCEMENT

1 Property Classification	2 Offenses Reported or Known to Police (Include Unfounded and attempts)	3 Unfounded, i.e. False or Baseless Complaints	4 Number of Actual Offenses (Column 2 Minus Column 3) (Include Attempts)	5 Total Offenses Cleared by Arrest or Exceptional Means (Include Column 6)	6 Number of Clearances Involving Only Persons Under 18 Years of Age	7 Offenses Where Structures Uninhabited, Abandoned, or not Normally in Use	8 Estimated Value of Property Damage
STRUCTURAL							
A. Single Occupancy Residential: Houses, Townhouses, Duplexes, etc.							
B. Other Residential: Apartments, Tenements, Flats, Hotels, Motels, Inns, Dormitories, Boarding Houses, etc.							
C. Storage: Barns, Garages, Warehouses, etc.							
D. Industrial/Manufacturing:							
E. Other Commercial: Stores, Restaurants, Offices, etc.							
F. Community/Public: Churches, Jails, Schools, Colleges, Hosptials, etc.							
G. All Other Structure: Out Buildings, Monuments, Buildings Under Constructions, etc.							
TOTAL							
MOBILE							
H. Motor Vehicles: Automoblies, Trucks, Buses, Motorcycles, etc. UCR Definition							
I. Other Mobile Property: Trailers, Recreational Vehicles, Airplanes, Boats, etc.							
TOTAL							
OTHER							
J. TOTAL OTHER Crops, Timber, Fences, Signs, etc.							
TOTAL							
GRAND TOTAL							

AGENCY: UNALASKA POLICE DEPARTMENT

Calendar Year: 2011

LAW ENFORCEMENT OFFICERS KILLED OR ASSAULTED

Type of Activity	Total assaults by weapon	Type of Weapon				Type of Assignment							Officer assaults cleared
		Firearm	Knife or other cutting instru-ment	Other danger-ous weapon	Hands, fists, feet, etc.	Two-officer vehicle	One-officer vehicle		Detective or special assgn.		Other		
							Alone	Asst	Alone	Ast	Alone	Asst	
	A	B	C	D	E	F	G	H	I	J	K	L	M
1. Responding to disturbance calls (family quarrels, person with firearm, etc.	2				2		1					1	2
2. Burglaries in progress or pursuing burglary suspects													
3. Robberies in progress or pursuing robbery suspects													
4. Attempting other arrests	1				1		1						1
5. Civil disorder (riot, mass disobedience, etc.)													
6. Handling, transporting, custody of prisoners													
7. Investigating suspicious persons or circumstances	1		1				1						1
8. Ambush – no warning													
9. Mentally deranged													
10. Traffic pursuits and stops													
11. All other	2				2						1	1	2
12. TOTAL (1-11)	**6**		**1**		**5**		**3**				**1**	**2**	**6**
13. Number with person injury	2				2								
14. Number without personal injury	4		1		3								

15. TIME OF ASSAULTS	12 AM	2 AM	4 AM	6 AM	8 AM	10 AM	NOON	2 PM	4 PM	6 PM	8 PM	10 PM	UNK
	2	1								2	1		

THIS PAGE INTENTIONALLY LEFT BLANK

AGENCY: UNIVERSITY OF ALASKA ANCHORAGE CALENDAR YEAR 2011

OFFENSES KNOWN TO LAW ENFORCEMENT

(1) Classification of Offense	(2) Offenses Reported	(3) Unfounded Offenses	(4) Actual Offenses	(5) Offenses Cleared	(6) Juveniles Only
CRIMINAL HOMICIDE					
MURDER/NONNEG MANSLAUGHTER					
MANSLAUGHTER BY NEGLIGENCE					
TOTAL					
FORCIBLE RAPE					
RAPE BY FORCE	1		1		
ATTEMPTED FORCIBLE RAPE					
TOTAL	1		1		
ROBBERY					
FIREARM					
KNIFE/CUTTING INSTRUMENT					
OTHER DANGEROUS WEAPON					
STRONG-ARM (HANDS, FISTS)	1		1	1	
TOTAL	1		1	1	
ASSAULT					
FIREARM					
KNIFE OR CUTTING INSTRUMENT	1		1	1	
OTHER DANGEROUS WEAPON					
HANDS, FIST, FEET, AGGRAVATED					
OTHER ASSAULTS - SIMPLE	8		8	3	
TOTAL	9		9	4	
BURGLARY					
FORCIBLE ENTRY					
UNLAWFUL ENTRY - NO FORCE	4	1	3	1	
ATTEMPTED FORCIBLE ENTRY					
TOTAL	4	1	3	1	
LARCENY-THEFT					
THEFT (EX MOTOR VEHICLE)	100	7	93	19	1
TOTAL	100	7	93	19	1
MOTOR VEHICLE THEFT					
AUTOS	1	1	0	1	
TRUCKS AND BUSES					
OTHER VEHICLES					
TOTAL	1	1	0	1	
GRAND TOTAL	**116**	**9**	**107**	**26**	**1**

AGENCY: UNIVERSITY OF ALASKA ANCHORAGE

Calendar Year: 2011

PROPERTY STOLEN BY CLASSIFICATION

CLASSIFICATION OF OFFENSES	NUMBER ACTUAL OFFENSES		VALUE OF PROPERTY STOLEN	
MURDER/NONNEG MANSLAUGHTER				
FORCIBLE RAPE	1			
ROBBERY				
HIGHWAY (STREET, ALLEYS, ETC.)				
COMMERCIAL HOUSE				
GAS OR SERVICE STATION				
CONVENIENCE STORE				
RESIDENCE				
BANK				
MISCELLANEOUS	1		$ 17	
TOTAL ROBBERY	1		$ 17	
BURGLARY				
RESIDENCE (DWELLING)				
NIGHT (6PM-6AM)	1		$ 65	
DAY (6AM-6PM)				
UNKNOWN				
NON-RESIDENCE (STORE ETC.)				
NIGHT (6PM-6AM)	2		$ 378	
DAY (6AM-6PM)				
UNKNOWN				
TOTAL BURGLARY	3		$ 443	
LARCENY-THEFT				
$200 AND OVER	51		$ 36,312	
$50 TO $200	16		$ 1,634	
UNDER $50	26		$ 317	
TOTAL	93		$ 38,263	
6X. NATURE OF LARCENIES UNDER ITEM 6				
POCKET-PICKING		2		$ 363
PURSE-SNATCHING				
SHOPLIFTING		2		$ 241
FROM MOTOR VEHICLE		20		$ 12,014
MOTOR VEHICLE PARTS & ACCESSORIES		3		$ 1,200
BICYCLES		4		$ 1,180
FROM BUILDING(EX C&H)		51		$ 15,603
FROM COIN-OP MACHINES		1		$ 1
ALL OTHER		10		$ 7,661
TOTAL LARCENY		93		$ 38,263
MOTOR VEHICLE THEFT	1		$ 9,000	
STOLEN & RECOVERED LOCALLY	1		$ 9,000	
STOLEN LOCALLY & RECOVERED OTHER				
TOTAL STOLEN OTHER & RECOVERED LOCAL	1		$ 9,000	
STOLEN IN OTHER JURIS & RECOVERED LOCALLY				
TOTAL MOTOR VEHICLE THEFT	1		$ 9,000	
GRAND TOTAL	**99**		**$ 47,723**	

AGENCY: UNIVERSITY OF ALASKA ANCHORAGE Calendar Year: 2011

PROPERTY BY TYPE AND VALUE

Type of Property (1)	Monetary Value of Property Stolen in Your Jurisdiction	
	STOLEN (2)	RECOVERED (3)
CURRENCY, NOTES, ETC.	$ 6,513	$ 160
JEWELRY & PRECIOUS METALS	$ 20	
CLOTHING AND FURS	$ 3,390	
LOCALLY STOLEN MOTOR VEHICLE	$ 9,000	$ 9,000
OFFICE EQUIPMENT	$ 20	
TV, RADIOS, CAMERAS, ETC.	$ 4,923	$ 200
FIREARMS	$ 750	
HOUSEHOLD GOODS		
CONSUMABLE GOODS	$ 363	
LIVESTOCK		
MISCELLANEOUS	$ 22,744	$ 473
GRAND TOTAL	**$ 47,723**	**$ 9,833**

AGENCY: UNIVERSITY OF ALASKA ANCHORAGE

Calendar Year: 2011

AGE, SEX AND RACE OF PERSONS ARRESTED
under 18 Years of age

CLASSIFICATIONS OF OFFENSES	UCR	SEX	AGE						TOT	RACE			
			Under 10	10-12	13-14	15	16	17		WHT	BLK	IND	ASN
MURDER/NONNEG MANSLAUGHTER	01A	M											
		F											
MANSLAUGHTER BY NEGLIGENCE	01B	M											
		F											
RAPE BY FORCE	02	M											
		F											
ROBBERY	03	M											
		F											
AGGRAVATED ASSAULT	04	M											
		F											
BURGLARY	05	M											
		F											
LARCENY	06	M			1				1			1	
		F											
MOTOR VEHICLE THEFT	07	M											
		F											
OTHER ASSAULTS	08	M											
		F											
ARSON	09	M											
		F											
FORGERY	10	M											
		F											
FRAUD	11	M											
		F											
EMBEZZLEMENT	12	M											
		F											
STOLEN PROPERTY	13	M											
		F											
VANDALISM	14	M											
		F											
WEAPONS	15	M											
		F											
PROSTITUTION	16	M											
		F											
SEX OFFENSES	17	M											
		F											

AGENCY: UNIVERSITY OF ALASKA ANCHORAGE

Calendar Year: 2011

AGE, SEX AND RACE OF PERSONS ARRESTED
under 18 Years of age

CLASSIFICATIONS OF OFFENSES	UCR	SEX	AGE						TOT	RACE			
			Under 10	10-12	13-14	15	16	17		WHT	BLK	IND	ASN
DRUG/SALE/MAN	180	M											
		F											
NARCOTICS	180a	M											
		F											
MARIJUANA	180b	M											
		F											
SYNTHETIC NARC	180c	M											
		F											
OTHER/NON-NARC	180d	M											
		F											
DRUG/POSSESSION	185	M						1	1	1			
		F											
NARCOTICS	185e	M											
		F											
MARIJUANA	185f	M						1	1	1			
		F											
SYNTHETIC NARC	185g	M											
		F											
OTHER/NON-NARC	185h	M											
		F											
GAMBLING	19	M											
		F											
BOOKMAKING	19a	M											
		F											
NUMBERS	19b	M											
		F											
OTHER GAMBLING	19c	M											
		F											
FAMILY/CHILD	20	M											
		F											
DRIVING INFLUENCE	21	M											
		F											
LIQUOR LAWS	22	M				1		3	4	2		1	1
		F						2	2	2			
DRUNKENNESS	23	M											
		F											

AGENCY: UNIVERSITY OF ALASKA ANCHORAGE Calendar Year: 2011

AGE, SEX AND RACE OF PERSONS ARRESTED
under 18 Years of age

CLASSIFICATIONS OF OFFENSES	UCR	SEX	AGE						TOT	RACE			
			Under 10	10-12	13-14	15	16	17		WHT	BLK	IND	ASN
DISORDERLY CONDUCT	24	M											
		F											
VAGRANCY	25	M											
		F											
ALL OTHER	26	M											
		F											
SUSPICION	27	M											
		F											
CURFEW	28	M											
		F											
RUN-AWAYS	29	M											
		F											
TOTAL BY SEX		M			1	1		4	6	3		2	1
		F						2	2	2			
GRAND TOTAL					**1**	**1**		**6**	**8**	**5**		**2**	**1**

AGENCY: UNIVERSITY OF ALASKA ANCHORAGE

Calendar Year: 2011

AGE, SEX AND RACE OF PERSONS ARRESTED
18 Years of age and over

CLASSIFICATIONS OF OFFENSES	UCR	SEX	AGE																TOT	RACE			
			18	19	20	21	22	23	24	25 29	30 34	35 39	40 44	45 49	50 54	55 59	60 64	65 OV		WHT	BLK	IND	ASN
MURDER/NONNEG MANSLAUGHTER	01A	M																					
		F																					
MANSLAUGHTER BY NEGLIGENCE	01B	M																					
		F																					
RAPE BY FORCE	02	M				1													1			1	
		F																					
ROBBERY	03	M		1															1	1			
		F																					
AGGRAVATED ASSAULT	04	M								1									1	1			
		F																					
BURGLARY	05	M													5				5			5	
		F																					
LARCENY	06	M	1											1					2	2			
		F									2								2	2			
MOTOR VEHICLE THEFT	07	M						1	1										2	1		1	
		F												1					1			1	
OTHER ASSAULTS	08	M		1		1													2	1	1		
		F	1				1												2		1	1	
ARSON	09	M																					
		F																					
FORGERY	10	M																					
		F																					
FRAUD	11	M																					
		F																					
EMBEZZLEMENT	12	M																					
		F																					
STOLEN PROPERTY	13	M																					
		F																					
VANDALISM	14	M																					
		F																					
WEAPONS	15	M																					
		F																					
PROSTITUTION	16	M																					
		F																					
SEX OFFENSES	17	M																					
		F																					

AGENCY: UNIVERSITY OF ALASKA ANCHORAGE

Calendar Year: 2011

AGE, SEX AND RACE OF PERSONS ARRESTED
18 Years of age and over

CLASSIFICATIONS OF OFFENSES	UCR	SEX	AGE																TOT	RACE			
			18	19	20	21	22	23	24	25 29	30 34	35 39	40 44	45 49	50 54	55 59	60 64	65 OV		WHT	BLK	IND	ASN
DRUG/SALE/MAN	180	M																					
		F																					
NARCOTICS	180a	M																					
		F																					
MARIJUANA	180b	M																					
		F																					
SYNTHETIC NARC	180c	M																					
		F																					
OTHER/NON-NARC	180d	M																					
		F																					
DRUG/POSSESSION	185	M	2			1	1			1									5	1	1	3	
		F								1									1	1			
NARCOTICS	185e	M																					
		F																					
MARIJUANA	185f	M	2			1	1			1									5	1	1	3	
		F								1									1	1			
SYNTHETIC NARC	185g	M																					
		F																					
OTHER/NON-NARC	185h	M																					
		F																					
GAMBLING	19	M																					
		F																					
BOOKMAKING	19a	M																					
		F																					
NUMBERS	19b	M																					
		F																					
OTHER GAMBLING	19c	M																					
		F																					
FAMILY/CHILD	20	M																					
		F																					
DRIVING INFLUENCE	21	M	1	1	1					2				1	1			2	9	6		2	1
		F			2					1		1		2	1				7	3		4	
LIQUOR LAWS	22	M	2	3	7		2												14	8		6	
		F	7	7	3														17	6	1	10	
DRUNKENNESS	23	M																					
		F																					

AGENCY: UNIVERSITY OF ALASKA ANCHORAGE

Calendar Year: 2011

AGE, SEX AND RACE OF PERSONS ARRESTED
18 Years of age and over

CLASSIFICATIONS OF OFFENSES	UCR	SEX	AGE																TOT	RACE			
			18	19	20	21	22	23	24	25 29	30 34	35 39	40 44	45 49	50 54	55 59	60 64	65 OV		WHT	BLK	IND	ASN
DISORDERLY CONDUCT	24	M			1				1										2			2	
		F														1			1			1	
VAGRANCY	25	M																					
		F																					
ALL OTHER	26	M	3	1	4	4	4	4	2	5	1	1	3	4	6		2		44	22	7	14	1
		F	1					1		1	2	1	2		1				9	3		6	
SUSPICION	27	M																					
		F																					
CURFEW	28	M																					
		F																					
TOTAL BY SEX		M	9	7	13	7	7	5	4	9	1	1	3	6	12		2	2	88	43	9	34	2
		F	9	7	5		1	1		3	4	2	2	3	2	1			40	15	2	23	
GRAND TOTAL			**18**	**14**	**18**	**7**	**8**	**6**	**4**	**12**	**5**	**3**	**5**	**9**	**14**	**1**	**2**	**2**	**128**	**58**	**11**	**57**	**2**

AGENCY: UNIVERSITY OF ALASKA ANCHORAGE Calendar Year: 2011

ARSON OFFENSES KNOWN TO LAW ENFORCEMENT

1 Property Classification	2 Offenses Reported or Known to Police (Include Unfounded and attempts)	3 Unfounded, i.e. False or Baseless Complaints	4 Number of Actual Offenses (Column 2 Minus Column 3) (Include Attempts)	5 Total Offenses Cleared by Arrest or Exceptional Means (Include Column 6)	6 Number of Clearances Involving Only Persons Under 18 Years of Age	7 Offenses Where Structures Uninhabited, Abandoned, or not Normally in Use	8 Estimated Value of Property Damage
STRUCTURAL							
A. Single Occupancy Residential: Houses, Townhouses, Duplexes, etc.							
B. Other Residential: Apartments, Tenements, Flats, Hotels, Motels, Inns, Dormitories, Boarding Houses, etc.							
C. Storage: Barns, Garages, Warehouses, etc.							
D. Industrial/Manufacturing:							
E. Other Commercial: Stores, Restaurants, Offices, etc.							
F. Community/Public: Churches, Jails, Schools, Colleges, Hosptials, etc.							
G. All Other Structure: Out Buildings, Monuments, Buildings Under Constructions, etc.							
TOTAL							
MOBILE							
H. Motor Vehicles: Automoblies, Trucks, Buses, Motorcycles, etc. UCR Definition							
I. Other Mobile Property: Trailers, Recreational Vehicles, Airplanes, Boats, etc.							
TOTAL							
OTHER							
J. TOTAL OTHER Crops, Timber, Fences, Signs, etc.							
TOTAL							
GRAND TOTAL							

AGENCY: UNIVERSITY OF ALASKA ANCHORAGE Calendar Year: 2011

LAW ENFORCEMENT OFFICERS KILLED OR ASSAULTED

Type of Activity	Total assaults by weapon	Type of Weapon				Type of Assignment							Officer assaults cleared
		Firearm	Knife or other cutting instru-ment	Other danger-ous weapon	Hands, fists, feet, etc.	Two-officer vehicle	One-officer vehicle		Detective or special assgn.		Other		
							Alone	Asst	Alone	Ast	Alone	Asst	
	A	B	C	D	E	F	G	H	I	J	K	L	M
1. Responding to disturbance calls (family quarrels, person with firearm, etc.													
2. Burglaries in progress or pursuing burglary suspects													
3. Robberies in progress or pursuing robbery suspects													
4. Attempting other arrests													
5. Civil disorder (riot, mass disobedience, etc.)													
6. Handling, transporting, custody of prisoners													
7. Investigating suspicious persons or circumstances													
8. Ambush – no warning													
9. Mentally deranged													
10. Traffic pursuits and stops													
11. All other													
12. TOTAL (1-11)													
13. Number with person injury													
14. Number without personal injury													

15. TIME OF ASSAULTS	12 AM	2 AM	4 AM	6 AM	8 AM	10 AM	NOON	2 PM	4 PM	6 PM	8 PM	10 PM	UNK

THIS PAGE INTENTIONALLY LEFT BLANK

AGENCY: UNIVERSITY OF ALAKSA FAIRBANKS CALENDAR YEAR 2011

OFFENSES KNOWN TO LAW ENFORCEMENT

(1) Classification of Offense	(2) Offenses Reported	(3) Unfounded Offenses	(4) Actual Offenses	(5) Offenses Cleared	(6) Juveniles Only
CRIMINAL HOMICIDE					
MURDER/NONNEG MANSLAUGHTER					
MANSLAUGHTER BY NEGLIGENCE					
TOTAL					
FORCIBLE RAPE					
RAPE BY FORCE					
ATTEMPTED FORCIBLE RAPE					
TOTAL					
ROBBERY					
FIREARM					
KNIFE/CUTTING INSTRUMENT					
OTHER DANGEROUS WEAPON					
STRONG-ARM (HANDS, FISTS)					
TOTAL					
ASSAULT					
FIREARM					
KNIFE OR CUTTING INSTRUMENT	1		1		
OTHER DANGEROUS WEAPON					
HANDS, FIST, FEET, AGGRAVATED	1		1	2	
OTHER ASSAULTS - SIMPLE	16	1	15	11	
TOTAL	18	1	17	13	
BURGLARY					
FORCIBLE ENTRY	1		1		
UNLAWFUL ENTRY - NO FORCE	3		3	1	
ATTEMPTED FORCIBLE ENTRY					
TOTAL	4		4	1	
LARCENY-THEFT					
THEFT (EX MOTOR VEHICLE)	73	9	64	16	
TOTAL	73	9	64	16	
MOTOR VEHICLE THEFT					
AUTOS	1		1	1	
TRUCKS AND BUSES					
OTHER VEHICLES	2		2		
TOTAL	3		3	1	
GRAND TOTAL	**98**	**10**	**88**	**31**	

AGENCY: UNIVERSITY OF ALAKSA FAIRBANKS

Calendar Year: 2011

PROPERTY STOLEN BY CLASSIFICATION

CLASSIFICATION OF OFFENSES	NUMBER ACTUAL OFFENSES		VALUE OF PROPERTY STOLEN	
MURDER/NONNEG MANSLAUGHTER				
FORCIBLE RAPE				
ROBBERY				
HIGHWAY (STREET, ALLEYS, ETC.)				
COMMERCIAL HOUSE				
GAS OR SERVICE STATION				
CONVENIENCE STORE				
RESIDENCE				
BANK				
MISCELLANEOUS				
TOTAL ROBBERY				
BURGLARY				
RESIDENCE (DWELLING)				
NIGHT (6PM-6AM)	1		$ 278	
DAY (6AM-6PM)	1		$ 600	
UNKNOWN				
NON-RESIDENCE (STORE ETC.)				
NIGHT (6PM-6AM)	1		$ 1,920	
DAY (6AM-6PM)				
UNKNOWN	1		$ 500	
TOTAL BURGLARY	4		$ 3,298	
LARCENY-THEFT				
$200 AND OVER	28		$ 16,056	
$50 TO $200	15		$ 1,504	
UNDER $50	21		$ 194	
TOTAL	64		$ 17,754	
6X. NATURE OF LARCENIES UNDER ITEM 6				
POCKET-PICKING				
PURSE-SNATCHING		1		$ 5
SHOPLIFTING		2		$ 4
FROM MOTOR VEHICLE		10		$ 4,865
MOTOR VEHICLE PARTS & ACCESSORIES				
BICYCLES		9		$ 2,671
FROM BUILDING(EX C&H)		39		$ 8,859
FROM COIN-OP MACHINES				
ALL OTHER		3		$ 1,350
TOTAL LARCENY		64		$ 17,754
MOTOR VEHICLE THEFT	3		$ 14,331	
STOLEN & RECOVERED LOCALLY				
STOLEN LOCALLY & RECOVERED OTHER				
TOTAL STOLEN OTHER & RECOVERED LOCAL				
STOLEN IN OTHER JURIS & RECOVERED LOCALLY				
TOTAL MOTOR VEHICLE THEFT	3		$ 14,331	
GRAND TOTAL	**71**		**$ 35,383**	

AGENCY: UNIVERSITY OF ALAKSA FAIRBANKS Calendar Year: 2011

PROPERTY BY TYPE AND VALUE

Type of Property (1)	Monetary Value of Property Stolen in Your Jurisdiction	
	STOLEN (2)	RECOVERED (3)
CURRENCY, NOTES, ETC.	$ 209	$ 37
JEWELRY & PRECIOUS METALS	$ 195	$ 195
CLOTHING AND FURS	$ 1,565	$ 215
LOCALLY STOLEN MOTOR VEHICLE	$ 14,331	$ 5,000
OFFICE EQUIPMENT	$ 7,501	$ 2,647
TV, RADIOS, CAMERAS, ETC.	$ 1,762	$ 110
FIREARMS		
HOUSEHOLD GOODS	$ 90	$ 20
CONSUMABLE GOODS	$ 53	$ 27
LIVESTOCK		
MISCELLANEOUS	$ 9,677	$ 1,827
GRAND TOTAL	**$ 35,383**	**$ 10,078**

AGENCY: UNIVERSITY OF ALAKSA FAIRBANKS

Calendar Year: 2011

AGE, SEX AND RACE OF PERSONS ARRESTED
under 18 Years of age

CLASSIFICATIONS OF OFFENSES	UCR	SEX	AGE						TOT	RACE			
			Under 10	10-12	13-14	15	16	17		WHT	BLK	IND	ASN
MURDER/NONNEG MANSLAUGHTER	01A	M											
		F											
MANSLAUGHTER BY NEGLIGENCE	01B	M											
		F											
RAPE BY FORCE	02	M											
		F											
ROBBERY	03	M											
		F											
AGGRAVATED ASSAULT	04	M											
		F											
BURGLARY	05	M											
		F											
LARCENY	06	M											
		F											
MOTOR VEHICLE THEFT	07	M											
		F											
OTHER ASSAULTS	08	M											
		F											
ARSON	09	M											
		F											
FORGERY	10	M											
		F											
FRAUD	11	M											
		F											
EMBEZZLEMENT	12	M											
		F											
STOLEN PROPERTY	13	M											
		F											
VANDALISM	14	M											
		F											
WEAPONS	15	M											
		F											
PROSTITUTION	16	M											
		F											
SEX OFFENSES	17	M											
		F											

AGENCY: UNIVERSITY OF ALAKSA FAIRBANKS

Calendar Year: 2011

AGE, SEX AND RACE OF PERSONS ARRESTED
under 18 Years of age

CLASSIFICATIONS OF OFFENSES	UCR	SEX	AGE						TOT	RACE			
			Under 10	10-12	13-14	15	16	17		WHT	BLK	IND	ASN
DRUG/SALE/MAN	180	M											
		F											
NARCOTICS	180a	M											
		F											
MARIJUANA	180b	M											
		F											
SYNTHETIC NARC	180c	M											
		F											
OTHER/NON-NARC	180d	M											
		F											
DRUG/POSSESSION	185	M			1		2		3	2		1	
		F											
NARCOTICS	185e	M											
		F											
MARIJUANA	185f	M			1		2		3	2		1	
		F											
SYNTHETIC NARC	185g	M											
		F											
OTHER/NON-NARC	185h	M											
		F											
GAMBLING	19	M											
		F											
BOOKMAKING	19a	M											
		F											
NUMBERS	19b	M											
		F											
OTHER GAMBLING	19c	M											
		F											
FAMILY/CHILD	20	M											
		F											
DRIVING INFLUENCE	21	M											
		F											
LIQUOR LAWS	22	M			1		1	1	3	2		1	
		F			1	1	2	1	5	3		2	
DRUNKENNESS	23	M											
		F											

AGENCY: UNIVERSITY OF ALAKSA FAIRBANKS

Calendar Year: 2011

AGE, SEX AND RACE OF PERSONS ARRESTED
under 18 Years of age

CLASSIFICATIONS OF OFFENSES	UCR	SEX	AGE						TOT	RACE			
			Under 10	10-12	13-14	15	16	17		WHT	BLK	IND	ASN
DISORDERLY CONDUCT	24	M											
		F											
VAGRANCY	25	M											
		F											
ALL OTHER	26	M					2	1	3	2			1
		F				1		1	2	1		1	
SUSPICION	27	M											
		F											
CURFEW	28	M											
		F											
RUN-AWAYS	29	M											
		F											
TOTAL BY SEX		M			2		5	2	9	6		2	1
		F			1	2	2	2	7	4		3	
GRAND TOTAL					**3**	**2**	**7**	**4**	**16**	**10**		**5**	**1**

AGENCY: UNIVERSITY OF ALAKSA FAIRBANKS

Calendar Year: 2011

AGE, SEX AND RACE OF PERSONS ARRESTED
18 Years of age and over

CLASSIFICATIONS OF OFFENSES	UCR	SEX	AGE																TOT	RACE			
			18	19	20	21	22	23	24	25 29	30 34	35 39	40 44	45 49	50 54	55 59	60 64	65 OV		WHT	BLK	IND	ASN
MURDER/NONNEG MANSLAUGHTER	01A	M																					
		F																					
MANSLAUGHTER BY NEGLIGENCE	01B	M																					
		F																					
RAPE BY FORCE	02	M																					
		F																					
ROBBERY	03	M																					
		F																					
AGGRAVATED ASSAULT	04	M																					
		F																					
BURGLARY	05	M																					
		F																					
LARCENY	06	M		3	1	1	2			1									8	7		1	
		F							1										1	1			
MOTOR VEHICLE THEFT	07	M																					
		F																					
OTHER ASSAULTS	08	M				1	1			1				1					4	1		3	
		F	1																1	1			
ARSON	09	M																					
		F																					
FORGERY	10	M									1								1	1			
		F																					
FRAUD	11	M									1		1						2	2			
		F								1									1			1	
EMBEZZLEMENT	12	M																					
		F																					
STOLEN PROPERTY	13	M																					
		F																					
VANDALISM	14	M										2							2	2			
		F																					
WEAPONS	15	M																					
		F																					
PROSTITUTION	16	M																					
		F																					
SEX OFFENSES	17	M																					
		F																					

AGENCY: UNIVERSITY OF ALAKSA FAIRBANKS

Calendar Year: 2011

AGE, SEX AND RACE OF PERSONS ARRESTED
18 Years of age and over

CLASSIFICATIONS OF OFFENSES	UCR	SEX	AGE																TOT	RACE			
			18	19	20	21	22	23	24	25 29	30 34	35 39	40 44	45 49	50 54	55 59	60 64	65 OV		WHT	BLK	IND	ASN
DRUG/SALE/MAN	180	M					1												1	1			
		F																					
NARCOTICS	180a	M																					
		F																					
MARIJUANA	180b	M					1												1	1			
		F																					
SYNTHETIC NARC	180c	M																					
		F																					
OTHER/NON-NARC	180d	M																					
		F																					
DRUG/POSSESSION	185	M	5	6	2	1	3			4	4		4	1	1				31	24	1	5	1
		F	1	4	1			1	1			2		2					12	9		3	
NARCOTICS	185e	M					1												1				1
		F		1															1	1			
MARIJUANA	185f	M	4	6	2	1	2			4	4		4	1	1				29	23	1	5	
		F	1	3	1			1	1					2					9	6		3	
SYNTHETIC NARC	185g	M																					
		F																					
OTHER/NON-NARC	185h	M	1																1	1			
		F										2							2	2			
GAMBLING	19	M																					
		F																					
BOOKMAKING	19a	M																					
		F																					
NUMBERS	19b	M																					
		F																					
OTHER GAMBLING	19c	M																					
		F																					
FAMILY/CHILD	20	M		1															1	1			
		F																					
DRIVING INFLUENCE	21	M		3		1	2		1	18	1	3	1	5	4	2			41	31	2	6	2
		F		2	1	1		2	2	3				2					13	9	1	2	1
LIQUOR LAWS	22	M	5	5	5		1												16	14		2	
		F	8	5	2	1													16	7	1	8	
DRUNKENNESS	23	M																					
		F																					

AGENCY: UNIVERSITY OF ALAKSA FAIRBANKS

Calendar Year: 2011

AGE, SEX AND RACE OF PERSONS ARRESTED
18 Years of age and over

CLASSIFICATIONS OF OFFENSES	UCR	SEX	AGE																TOT	RACE			
			18	19	20	21	22	23	24	25 29	30 34	35 39	40 44	45 49	50 54	55 59	60 64	65 OV		WHT	BLK	IND	ASN
DISORDERLY CONDUCT	24	M					1												1	1			
		F																					
VAGRANCY	25	M																					
		F																					
ALL OTHER	26	M	3	3	8	6	6	4	4	19	11	3	6	5	1	1			80	47	10	20	3
		F	2	4	3	1	1		1	6	1	1		1	1	1			23	12		11	
SUSPICION	27	M																					
		F																					
CURFEW	28	M																					
		F																					
TOTAL BY SEX		M	13	21	16	10	17	4	5	43	18	8	12	12	6	3			188	132	13	37	6
		F	12	15	7	3	1	3	5	10	1	3		5	1	1			67	39	2	25	1
GRAND TOTAL			**25**	**36**	**23**	**13**	**18**	**7**	**10**	**53**	**19**	**11**	**12**	**17**	**7**	**4**			**255**	**171**	**15**	**62**	**7**

AGENCY: UNIVERSITY OF ALAKSA FAIRBANKS Calendar Year: 2011

ARSON OFFENSES KNOWN TO LAW ENFORCEMENT

1 Property Classification	2 Offenses Reported or Known to Police (Include Unfounded and attempts)	3 Unfounded, i.e. False or Baseless Complaints	4 Number of Actual Offenses (Column 2 Minus Column 3) (Include Attempts)	5 Total Offenses Cleared by Arrest or Exceptional Means (Include Column 6)	6 Number of Clearances Involving Only Persons Under 18 Years of Age	7 Offenses Where Structures Uninhabited, Abandoned, or not Normally in Use	8 Estimated Value of Property Damage
STRUCTURAL							
A. Single Occupancy Residential: Houses, Townhouses, Duplexes, etc.							
B. Other Residential: Apartments, Tenements, Flats, Hotels, Motels, Inns, Dormitories, Boarding Houses, etc.							
C. Storage: Barns, Garages, Warehouses, etc.							
D. Industrial/Manufacturing:							
E. Other Commercial: Stores, Restaurants, Offices, etc.							
F. Community/Public: Churches, Jails, Schools, Colleges, Hosptials, etc.							
G. All Other Structure: Out Buildings, Monuments, Buildings Under Constructions, etc.							
TOTAL							
MOBILE							
H. Motor Vehicles: Automoblies, Trucks, Buses, Motorcycles, etc. UCR Definition							
I. Other Mobile Property: Trailers, Recreational Vehicles, Airplanes, Boats, etc.							
TOTAL							
OTHER							
J. TOTAL OTHER Crops, Timber, Fences, Signs, etc.							
TOTAL							
GRAND TOTAL							

AGENCY: UNIVERSITY OF ALAKSA FAIRBANKS

Calendar Year: 2011

LAW ENFORCEMENT OFFICERS KILLED OR ASSAULTED

Type of Activity	Total assaults by weapon	Type of Weapon				Type of Assignment							Officer assaults cleared
		Firearm	Knife or other cutting instru-ment	Other danger-ous weapon	Hands, fists, feet, etc.	Two-officer vehicle	One-officer vehicle		Detective or special assgn.		Other		
							Alone	Asst	Alone	Ast	Alone	Asst	
	A	B	C	D	E	F	G	H	I	J	K	L	M
1. Responding to disturbance calls (family quarrels, person with firearm, etc.													
2. Burglaries in progress or pursuing burglary suspects													
3. Robberies in progress or pursuing robbery suspects													
4. Attempting other arrests													
5. Civil disorder (riot, mass disobedience, etc.)													
6. Handling, transporting, custody of prisoners													
7. Investigating suspicious persons or circumstances													
8. Ambush – no warning													
9. Mentally deranged													
10. Traffic pursuits and stops													
11. All other													
12. TOTAL (1-11)													
13. Number with person injury													
14. Number without personal injury													

15. TIME OF ASSAULTS	12 AM	2 AM	4 AM	6 AM	8 AM	10 AM	NOON	2 PM	4 PM	6 PM	8 PM	10 PM	UNK

THIS PAGE INTENTIONALLY LEFT BLANK

AGENCY: VALDEZ POLICE DEPARTMENT CALENDAR YEAR 2011

OFFENSES KNOWN TO LAW ENFORCEMENT

(1) Classification of Offense	(2) Offenses Reported	(3) Unfounded Offenses	(4) Actual Offenses	(5) Offenses Cleared	(6) Juveniles Only
CRIMINAL HOMICIDE					
MURDER/NONNEG MANSLAUGHTER					
MANSLAUGHTER BY NEGLIGENCE					
TOTAL					
FORCIBLE RAPE					
RAPE BY FORCE					
ATTEMPTED FORCIBLE RAPE					
TOTAL					
ROBBERY					
FIREARM					
KNIFE/CUTTING INSTRUMENT					
OTHER DANGEROUS WEAPON					
STRONG-ARM (HANDS, FISTS)					
TOTAL					
ASSAULT					
FIREARM					
KNIFE OR CUTTING INSTRUMENT					
OTHER DANGEROUS WEAPON	2		2	1	
HANDS, FIST, FEET, AGGRAVATED	12	3	9	3	
OTHER ASSAULTS - SIMPLE	37	8	29	24	1
TOTAL	51	11	40	28	1
BURGLARY					
FORCIBLE ENTRY	2		2		
UNLAWFUL ENTRY - NO FORCE	4		4	1	
ATTEMPTED FORCIBLE ENTRY	1	1			
TOTAL	7	1	6	1	
LARCENY-THEFT					
THEFT (EX MOTOR VEHICLE)	72	2	70	4	
TOTAL	72	2	70	4	
MOTOR VEHICLE THEFT					
AUTOS	3	1	2		
TRUCKS AND BUSES	1		1	1	
OTHER VEHICLES	3		3	1	
TOTAL	7	1	6	2	
GRAND TOTAL	**137**	**15**	**122**	**35**	**1**

AGENCY: VALDEZ POLICE DEPARTMENT

Calendar Year: 2011

PROPERTY STOLEN BY CLASSIFICATION

CLASSIFICATION OF OFFENSES	NUMBER ACTUAL OFFENSES		VALUE OF PROPERTY STOLEN	
MURDER/NONNEG MANSLAUGHTER				
FORCIBLE RAPE				
ROBBERY				
HIGHWAY (STREET, ALLEYS, ETC.)				
COMMERCIAL HOUSE				
GAS OR SERVICE STATION				
CONVENIENCE STORE				
RESIDENCE				
BANK				
MISCELLANEOUS				
TOTAL ROBBERY				
BURGLARY				
RESIDENCE (DWELLING)				
NIGHT (6PM-6AM)	1		$ 100	
DAY (6AM-6PM)	5		$ 1,310	
UNKNOWN				
NON-RESIDENCE (STORE ETC.)				
NIGHT (6PM-6AM)				
DAY (6AM-6PM)				
UNKNOWN				
TOTAL BURGLARY	6		$ 1,410	
LARCENY-THEFT				
$200 AND OVER	48		$ 76,231	
$50 TO $200	12		$ 1,438	
UNDER $50	10		$ 164	
TOTAL	70		$ 77,833	
6X. NATURE OF LARCENIES UNDER ITEM 6				
POCKET-PICKING				
PURSE-SNATCHING				
SHOPLIFTING				
FROM MOTOR VEHICLE		1		$ 150
MOTOR VEHICLE PARTS & ACCESSORIES		3		$ 3,860
BICYCLES		7		$ 3,638
FROM BUILDING(EX C&H)				
FROM COIN-OP MACHINES				
ALL OTHER		59		$ 70,185
TOTAL LARCENY		70		$ 77,833
MOTOR VEHICLE THEFT	6		$ 44,335	
STOLEN & RECOVERED LOCALLY	3			
STOLEN LOCALLY & RECOVERED OTHER				
TOTAL STOLEN OTHER & RECOVERED LOCAL	3			
STOLEN IN OTHER JURIS & RECOVERED LOCALLY				
TOTAL MOTOR VEHICLE THEFT	6		$ 44,335	
GRAND TOTAL	**82**		**$ 123,578**	

AGENCY: VALDEZ POLICE DEPARTMENT

Calendar Year: 2011

PROPERTY BY TYPE AND VALUE

Type of Property	Monetary Value of Property Stolen in Your Jurisdiction	
(1)	STOLEN (2)	RECOVERED (3)
CURRENCY, NOTES, ETC.	$ 9,760	
JEWELRY & PRECIOUS METALS	$ 2,400	
CLOTHING AND FURS	$ 250	$ 100
LOCALLY STOLEN MOTOR VEHICLE	$ 44,335	$ 43,935
OFFICE EQUIPMENT	$ 3,329	$ 409
TV, RADIOS, CAMERAS, ETC.	$ 7,294	
FIREARMS		
HOUSEHOLD GOODS	$ 500	
CONSUMABLE GOODS	$ 1,447	
LIVESTOCK		
MISCELLANEOUS	$ 54,263	$ 4,550
GRAND TOTAL	**$ 123,578**	**$ 48,994**

AGENCY: VALDEZ POLICE DEPARTMENT

Calendar Year: 2011

AGE, SEX AND RACE OF PERSONS ARRESTED
under 18 Years of age

CLASSIFICATIONS OF OFFENSES	UCR	SEX	AGE						TOT	RACE			
			Under 10	10-12	13-14	15	16	17		WHT	BLK	IND	ASN
MURDER/NONNEG MANSLAUGHTER	01A	M											
		F											
MANSLAUGHTER BY NEGLIGENCE	01B	M											
		F											
RAPE BY FORCE	02	M											
		F											
ROBBERY	03	M											
		F											
AGGRAVATED ASSAULT	04	M											
		F											
BURGLARY	05	M											
		F											
LARCENY	06	M											
		F											
MOTOR VEHICLE THEFT	07	M											
		F											
OTHER ASSAULTS	08	M											
		F											
ARSON	09	M											
		F											
FORGERY	10	M											
		F											
FRAUD	11	M											
		F											
EMBEZZLEMENT	12	M											
		F											
STOLEN PROPERTY	13	M											
		F											
VANDALISM	14	M						1	1	1			
		F											
WEAPONS	15	M											
		F											
PROSTITUTION	16	M											
		F											
SEX OFFENSES	17	M											
		F											

AGENCY: VALDEZ POLICE DEPARTMENT

Calendar Year: 2011

AGE, SEX AND RACE OF PERSONS ARRESTED
under 18 Years of age

CLASSIFICATIONS OF OFFENSES	UCR	SEX	AGE						TOT	RACE			
			Under 10	10-12	13-14	15	16	17		WHT	BLK	IND	ASN
DRUG/SALE/MAN	180	M											
		F											
NARCOTICS	180a	M											
		F											
MARIJUANA	180b	M											
		F											
SYNTHETIC NARC	180c	M											
		F											
OTHER/NON-NARC	180d	M											
		F											
DRUG/POSSESSION	185	M											
		F											
NARCOTICS	185e	M											
		F											
MARIJUANA	185f	M											
		F											
SYNTHETIC NARC	185g	M											
		F											
OTHER/NON-NARC	185h	M											
		F											
GAMBLING	19	M											
		F											
BOOKMAKING	19a	M											
		F											
NUMBERS	19b	M											
		F											
OTHER GAMBLING	19c	M											
		F											
FAMILY/CHILD	20	M											
		F											
DRIVING INFLUENCE	21	M											
		F					1		1	1			
LIQUOR LAWS	22	M				4	1	5	10	9		1	
		F				3	4	2	9	9			
DRUNKENNESS	23	M											
		F											

AGENCY: VALDEZ POLICE DEPARTMENT

Calendar Year: 2011

AGE, SEX AND RACE OF PERSONS ARRESTED
under 18 Years of age

CLASSIFICATIONS OF OFFENSES	UCR	SEX	AGE						TOT	RACE			
			Under 10	10-12	13-14	15	16	17		WHT	BLK	IND	ASN
DISORDERLY CONDUCT	24	M											
		F											
VAGRANCY	25	M											
		F											
ALL OTHER	26	M					1	1	2	1		1	
		F											
SUSPICION	27	M											
		F											
CURFEW	28	M											
		F											
RUN-AWAYS	29	M											
		F											
TOTAL BY SEX		M				4	2	7	13	11		2	
		F				3	5	2	10	10			
GRAND TOTAL						**7**	**7**	**9**	**23**	**21**		**2**	

AGENCY: VALDEZ POLICE DEPARTMENT

Calendar Year: 2011

AGE, SEX AND RACE OF PERSONS ARRESTED
18 Years of age and over

CLASSIFICATIONS OF OFFENSES	UCR	SEX	AGE																TOT	RACE			
			18	19	20	21	22	23	24	25 29	30 34	35 39	40 44	45 49	50 54	55 59	60 64	65 OV		WHT	BLK	IND	ASN
MURDER/NONNEG MANSLAUGHTER	01A	M																					
		F																					
MANSLAUGHTER BY NEGLIGENCE	01B	M																					
		F																					
RAPE BY FORCE	02	M											1						1	1			
		F																					
ROBBERY	03	M																					
		F																					
AGGRAVATED ASSAULT	04	M								1	1		2				1		5	5			
		F																					
BURGLARY	05	M																					
		F																					
LARCENY	06	M				2					1	1							4	4			
		F			1								1						2	2			
MOTOR VEHICLE THEFT	07	M															1		1	1			
		F																					
OTHER ASSAULTS	08	M	2	1				1		5	2	1				1		1	14	11		3	
		F				1				1				1	1		1		5	4		1	
ARSON	09	M																					
		F																					
FORGERY	10	M																					
		F																					
FRAUD	11	M																					
		F																					
EMBEZZLEMENT	12	M																					
		F																					
STOLEN PROPERTY	13	M																					
		F																					
VANDALISM	14	M	2		1					1					1				5	4		1	
		F								1	1								2	2			
WEAPONS	15	M								1	1								2	2			
		F																					
PROSTITUTION	16	M																					
		F																					
SEX OFFENSES	17	M		1															1	1			
		F																					

AGENCY: VALDEZ POLICE DEPARTMENT

Calendar Year: 2011

AGE, SEX AND RACE OF PERSONS ARRESTED
18 Years of age and over

CLASSIFICATIONS OF OFFENSES	UCR	SEX	AGE																TOT	RACE			
			18	19	20	21	22	23	24	25 29	30 34	35 39	40 44	45 49	50 54	55 59	60 64	65 OV		WHT	BLK	IND	ASN
DRUG/SALE/MAN	180	M									1		2						3	3			
		F		1				1	1	1					1				5	5			
NARCOTICS	180a	M																					
		F																					
MARIJUANA	180b	M									1								1	1			
		F																					
SYNTHETIC NARC	180c	M											1						1	1			
		F								1					1				2	2			
OTHER/NON-NARC	180d	M											1						1	1			
		F		1				1	1										3	3			
DRUG/POSSESSION	185	M							1		3			1	1				6	5		1	
		F								2									2	2			
NARCOTICS	185e	M																					
		F																					
MARIJUANA	185f	M									1				1				2	1		1	
		F								1									1	1			
SYNTHETIC NARC	185g	M																					
		F																					
OTHER/NON-NARC	185h	M							1		2			1					4	4			
		F								1									1	1			
GAMBLING	19	M																					
		F																					
BOOKMAKING	19a	M																					
		F																					
NUMBERS	19b	M																					
		F																					
OTHER GAMBLING	19c	M																					
		F																					
FAMILY/CHILD	20	M																					
		F																					
DRIVING INFLUENCE	21	M	1	1			1			4	4	1	4	1	5		3	1	26	21	2	2	1
		F			2			1	1			1	1		1				7	7			
LIQUOR LAWS	22	M	3	7	2														12	11		1	
		F	4		1										1				6	6			
DRUNKENNESS	23	M																					
		F																					

AGENCY: VALDEZ POLICE DEPARTMENT

Calendar Year: 2011

AGE, SEX AND RACE OF PERSONS ARRESTED
18 Years of age and over

CLASSIFICATIONS OF OFFENSES	UCR	SEX	AGE																TOT	RACE			
			18	19	20	21	22	23	24	25 29	30 34	35 39	40 44	45 49	50 54	55 59	60 64	65 OV		WHT	BLK	IND	ASN
DISORDERLY CONDUCT	24	M								3		1							4	3		1	
		F								1			1						2	1		1	
VAGRANCY	25	M																					
		F																					
ALL OTHER	26	M	3	4		3	2	2	4	14	10	6	9	7	9	6			79	67	1	10	1
		F	3	2		1	1	1	2	5	1	4	2						22	16		5	1
SUSPICION	27	M																					
		F																					
CURFEW	28	M																					
		F																					
TOTAL BY SEX		M	11	14	3	5	3	3	5	29	23	10	18	9	16	7	5	2	163	139	3	19	2
		F	7	3	4	2	1	3	4	11	2	5	5	1	4		1		53	45		7	1
GRAND TOTAL			**18**	**17**	**7**	**7**	**4**	**6**	**9**	**40**	**25**	**15**	**23**	**10**	**20**	**7**	**6**	**2**	**216**	**184**	**3**	**26**	**3**

AGENCY: VALDEZ POLICE DEPARTMENT Calendar Year: 2011

ARSON OFFENSES KNOWN TO LAW ENFORCEMENT

1 Property Classification	2 Offenses Reported or Known to Police (Include Unfounded and attempts)	3 Unfounded, i.e. False or Baseless Complaints	4 Number of Actual Offenses (Column 2 Minus Column 3) (Include Attempts)	5 Total Offenses Cleared by Arrest or Exceptional Means (Include Column 6)	6 Number of Clearances Involving Only Persons Under 18 Years of Age	7 Offenses Where Structures Uninhabited, Abandoned, or not Normally in Use	8 Estimated Value of Property Damage
STRUCTURAL							
A. Single Occupancy Residential: Houses, Townhouses, Duplexes, etc.							
B. Other Residential: Apartments, Tenements, Flats, Hotels, Motels, Inns, Dormitories, Boarding Houses, etc.							
C. Storage: Barns, Garages, Warehouses, etc.							
D. Industrial/Manufacturing:							
E. Other Commercial: Stores, Restaurants, Offices, etc.							
F. Community/Public: Churches, Jails, Schools, Colleges, Hosptials, etc.							
G. All Other Structure: Out Buildings, Monuments, Buildings Under Constructions, etc.							
TOTAL							
MOBILE							
H. Motor Vehicles: Automoblies, Trucks, Buses, Motorcycles, etc. UCR Definition							
I. Other Mobile Property: Trailers, Recreational Vehicles, Airplanes, Boats, etc.							
TOTAL							
OTHER							
J. TOTAL OTHER Crops, Timber, Fences, Signs, etc.							
TOTAL							
GRAND TOTAL							

AGENCY: VALDEZ POLICE DEPARTMENT

Calendar Year: 2011

LAW ENFORCEMENT OFFICERS KILLED OR ASSAULTED

Type of Activity	Total assaults by weapon	Type of Weapon				Type of Assignment							Officer assaults cleared
		Firearm	Knife or other cutting instru-ment	Other danger-ous weapon	Hands, fists, feet, etc.	Two-officer vehicle	One-officer vehicle		Detective or special assgn.		Other		
							Alone	Asst	Alone	Ast	Alone	Asst	
	A	B	C	D	E	F	G	H	I	J	K	L	M
1. Responding to disturbance calls (family quarrels, person with firearm, etc.													
2. Burglaries in progress or pursuing burglary suspects													
3. Robberies in progress or pursuing robbery suspects													
4. Attempting other arrests													
5. Civil disorder (riot, mass disobedience, etc.)													
6. Handling, transporting, custody of prisoners													
7. Investigating suspicious persons or circumstances													
8. Ambush – no warning													
9. Mentally deranged													
10. Traffic pursuits and stops													
11. All other													
12. TOTAL (1-11)													
13. Number with person injury													
14. Number without personal injury													

15. TIME OF ASSAULTS	12 AM	2 AM	4 AM	6 AM	8 AM	10 AM	NOON	2 PM	4 PM	6 PM	8 PM	10 PM	UNK

THIS PAGE INTENTIONALLY LEFT BLANK

AGENCY: WASILLA POLICE DEPARTMENT CALENDAR YEAR 2011

OFFENSES KNOWN TO LAW ENFORCEMENT

(1) Classification of Offense	(2) Offenses Reported	(3) Unfounded Offenses	(4) Actual Offenses	(5) Offenses Cleared	(6) Juveniles Only
CRIMINAL HOMICIDE					
MURDER/NONNEG MANSLAUGHTER	1		1	1	
MANSLAUGHTER BY NEGLIGENCE					
TOTAL	1		1	1	
FORCIBLE RAPE					
RAPE BY FORCE	4		4	1	
ATTEMPTED FORCIBLE RAPE					
TOTAL	4		4	1	
ROBBERY					
FIREARM	2		2		
KNIFE/CUTTING INSTRUMENT					
OTHER DANGEROUS WEAPON					
STRONG-ARM (HANDS, FISTS)	1		1		
TOTAL	3		3		
ASSAULT					
FIREARM	8		8	1	
KNIFE OR CUTTING INSTRUMENT					
OTHER DANGEROUS WEAPON	14		14	7	
HANDS, FIST, FEET, AGGRAVATED	12		12	8	
OTHER ASSAULTS - SIMPLE	48		48	21	1
TOTAL	82		82	37	1
BURGLARY					
FORCIBLE ENTRY	36		36	1	
UNLAWFUL ENTRY - NO FORCE	22		22	1	1
ATTEMPTED FORCIBLE ENTRY	1		1		
TOTAL	59		59	2	1
LARCENY-THEFT					
THEFT (EX MOTOR VEHICLE)	341		341	68	18
TOTAL	341		341	68	18
MOTOR VEHICLE THEFT					
AUTOS	8	1	7	1	
TRUCKS AND BUSES	6		6	1	1
OTHER VEHICLES	11	1	10		
TOTAL	25	2	23	2	1
GRAND TOTAL	**515**	**2**	**513**	**111**	**21**

AGENCY: WASILLA POLICE DEPARTMENT

Calendar Year: 2011

PROPERTY STOLEN BY CLASSIFICATION

CLASSIFICATION OF OFFENSES	NUMBER ACTUAL OFFENSES		VALUE OF PROPERTY STOLEN	
MURDER/NONNEG MANSLAUGHTER	1			
FORCIBLE RAPE	4			
ROBBERY				
HIGHWAY (STREET, ALLEYS, ETC.)				
COMMERCIAL HOUSE	1		$ 150	
GAS OR SERVICE STATION				
CONVENIENCE STORE				
RESIDENCE				
BANK				
MISCELLANEOUS	2		$ 2,559	
TOTAL ROBBERY	3		$ 2,709	
BURGLARY				
RESIDENCE (DWELLING)				
NIGHT (6PM-6AM)	4		$ 12,096	
DAY (6AM-6PM)	8		$ 7,722	
UNKNOWN	7		$ 11,303	
NON-RESIDENCE (STORE ETC.)				
NIGHT (6PM-6AM)	10		$ 5,316	
DAY (6AM-6PM)	16		$ 23,052	
UNKNOWN	14		$ 25,284	
TOTAL BURGLARY	59		$ 84,773	
LARCENY-THEFT				
$200 AND OVER	187		$ 209,466	
$50 TO $200	67		$ 7,212	
UNDER $50	87		$ 1,287	
TOTAL	341		$ 217,965	
6X. NATURE OF LARCENIES UNDER ITEM 6				
POCKET-PICKING		2		$ 612
PURSE-SNATCHING		2		$ 820
SHOPLIFTING		122		$ 36,295
FROM MOTOR VEHICLE		90		$ 62,897
MOTOR VEHICLE PARTS & ACCESSORIES		14		$ 32,327
BICYCLES		9		$ 2,405
FROM BUILDING(EX C&H)		52		$ 42,137
FROM COIN-OP MACHINES		1		$ 950
ALL OTHER		49		$ 39,522
TOTAL LARCENY		341		$ 217,965
MOTOR VEHICLE THEFT	23		$ 150,352	
STOLEN & RECOVERED LOCALLY	7			
STOLEN LOCALLY & RECOVERED OTHER	8			
TOTAL STOLEN OTHER & RECOVERED LOCAL	15			
STOLEN IN OTHER JURIS & RECOVERED LOCALLY	4			
TOTAL MOTOR VEHICLE THEFT	23		$ 150,352	
GRAND TOTAL	**431**		**$ 455,799**	

AGENCY: WASILLA POLICE DEPARTMENT

Calendar Year: 2011

PROPERTY BY TYPE AND VALUE

Type of Property (1)	Monetary Value of Property Stolen in Your Jurisdiction	
	STOLEN (2)	RECOVERED (3)
CURRENCY, NOTES, ETC.	$ 22,979	
JEWELRY & PRECIOUS METALS	$ 17,018	$ 10,868
CLOTHING AND FURS	$ 14,108	$ 4,402
LOCALLY STOLEN MOTOR VEHICLE	$ 118,352	$ 49,007
OFFICE EQUIPMENT	$ 10,978	$ 66
TV, RADIOS, CAMERAS, ETC.	$ 58,315	$ 13,306
FIREARMS	$ 14,138	$ 2,950
HOUSEHOLD GOODS	$ 1,543	$ 240
CONSUMABLE GOODS	$ 2,239	$ 2,108
LIVESTOCK		
MISCELLANEOUS	$ 196,129	$ 44,557
GRAND TOTAL	**$ 455,799**	**$ 127,504**

AGENCY: WASILLA POLICE DEPARTMENT

Calendar Year: 2011

AGE, SEX AND RACE OF PERSONS ARRESTED
under 18 Years of age

CLASSIFICATIONS OF OFFENSES	UCR	SEX	AGE						TOT	RACE			
			Under 10	10-12	13-14	15	16	17		WHT	BLK	IND	ASN
MURDER/NONNEG MANSLAUGHTER	01A	M											
		F											
MANSLAUGHTER BY NEGLIGENCE	01B	M											
		F											
RAPE BY FORCE	02	M											
		F											
ROBBERY	03	M											
		F											
AGGRAVATED ASSAULT	04	M											
		F											
BURGLARY	05	M					1		1	1			
		F						1	1	1			
LARCENY	06	M			1	1	4	5	11	11			
		F			6	1	2	3	12	12			
MOTOR VEHICLE THEFT	07	M						1	1	1			
		F											
OTHER ASSAULTS	08	M					1		1				1
		F											
ARSON	09	M											
		F											
FORGERY	10	M											
		F											
FRAUD	11	M											
		F											
EMBEZZLEMENT	12	M											
		F											
STOLEN PROPERTY	13	M											
		F											
VANDALISM	14	M		1					1	1			
		F											
WEAPONS	15	M											
		F											
PROSTITUTION	16	M											
		F											
SEX OFFENSES	17	M											
		F											

AGENCY: WASILLA POLICE DEPARTMENT

Calendar Year: 2011

AGE, SEX AND RACE OF PERSONS ARRESTED
under 18 Years of age

CLASSIFICATIONS OF OFFENSES	UCR	SEX	AGE						TOT	RACE			
			Under 10	10-12	13-14	15	16	17		WHT	BLK	IND	ASN
DRUG/SALE/MAN	180	M											
		F											
NARCOTICS	180a	M											
		F											
MARIJUANA	180b	M											
		F											
SYNTHETIC NARC	180c	M											
		F											
OTHER/NON-NARC	180d	M											
		F											
DRUG/POSSESSION	185	M						3	3	3			
		F											
NARCOTICS	185e	M											
		F											
MARIJUANA	185f	M						3	3	3			
		F											
SYNTHETIC NARC	185g	M											
		F											
OTHER/NON-NARC	185h	M											
		F											
GAMBLING	19	M											
		F											
BOOKMAKING	19a	M											
		F											
NUMBERS	19b	M											
		F											
OTHER GAMBLING	19c	M											
		F											
FAMILY/CHILD	20	M											
		F											
DRIVING INFLUENCE	21	M						2	2	2			
		F											
LIQUOR LAWS	22	M			1		4	4	9	8		1	
		F				1	2		3	2	1		
DRUNKENNESS	23	M											
		F											

AGENCY: WASILLA POLICE DEPARTMENT

Calendar Year: 2011

AGE, SEX AND RACE OF PERSONS ARRESTED
under 18 Years of age

CLASSIFICATIONS OF OFFENSES	UCR	SEX	AGE						TOT	RACE			
			Under 10	10-12	13-14	15	16	17		WHT	BLK	IND	ASN
DISORDERLY CONDUCT	24	M											
		F											
VAGRANCY	25	M											
		F											
ALL OTHER	26	M				5	5	6	16	13		3	
		F					2	1	3	3			
SUSPICION	27	M											
		F											
CURFEW	28	M											
		F											
RUN-AWAYS	29	M											
		F											
TOTAL BY SEX		M		1	2	6	15	21	45	40		4	1
		F			6	2	6	5	19	18	1		
GRAND TOTAL				**1**	**8**	**8**	**21**	**26**	**64**	**58**	**1**	**4**	**1**

AGENCY: WASILLA POLICE DEPARTMENT

Calendar Year: 2011

AGE, SEX AND RACE OF PERSONS ARRESTED
18 Years of age and over

CLASSIFICATIONS OF OFFENSES	UCR	SEX	AGE																TOT	RACE			
			18	19	20	21	22	23	24	25 29	30 34	35 39	40 44	45 49	50 54	55 59	60 64	65 OV		WHT	BLK	IND	ASN
MURDER/NONNEG MANSLAUGHTER	01A	M										1							1	1			
		F																					
MANSLAUGHTER BY NEGLIGENCE	01B	M																					
		F																					
RAPE BY FORCE	02	M																					
		F																					
ROBBERY	03	M																					
		F								1									1	1			
AGGRAVATED ASSAULT	04	M			1		1					2	1		1				6	5		1	
		F																					
BURGLARY	05	M	1																1	1			
		F																					
LARCENY	06	M	4	5					1	6	3	2	3	1		1			26	24	2		
		F	1	2		1	4	4	5	10	1	3							31	31			
MOTOR VEHICLE THEFT	07	M			1				1	1									3	2		1	
		F																					
OTHER ASSAULTS	08	M	1		2	2	3		2	2	3	1	3	1	1	1			22	17	1	3	1
		F			1	1			1		2	1	1						7	6		1	
ARSON	09	M																					
		F																					
FORGERY	10	M												1					1	1			
		F								1									1	1			
FRAUD	11	M																					
		F								1									1	1			
EMBEZZLEMENT	12	M																					
		F																					
STOLEN PROPERTY	13	M																					
		F																					
VANDALISM	14	M																					
		F																					
WEAPONS	15	M			1					1	1								3	3			
		F																					
PROSTITUTION	16	M																					
		F																					
SEX OFFENSES	17	M													1				1	1			
		F																					

AGENCY: WASILLA POLICE DEPARTMENT

Calendar Year: 2011

AGE, SEX AND RACE OF PERSONS ARRESTED
18 Years of age and over

CLASSIFICATIONS OF OFFENSES	UCR	SEX	AGE																TOT	RACE			
			18	19	20	21	22	23	24	25 29	30 34	35 39	40 44	45 49	50 54	55 59	60 64	65 OV		WHT	BLK	IND	ASN
DRUG/SALE/MAN	180	M							1			1							2	2			
		F																					
NARCOTICS	180a	M																					
		F																					
MARIJUANA	180b	M							1			1							2	2			
		F																					
SYNTHETIC NARC	180c	M																					
		F																					
OTHER/NON-NARC	180d	M																					
		F																					
DRUG/POSSESSION	185	M	2	5	2	3	5	1	3	14	3				1				39	37	2		
		F							1	3	1		1	1					7	7			
NARCOTICS	185e	M		1		1		1		5					1				9	8	1		
		F								1			1						2	2			
MARIJUANA	185f	M	2	4	2	2	5		3	7	1								26	25	1		
		F							1	1	1			1					4	4			
SYNTHETIC NARC	185g	M																					
		F								1									1	1			
OTHER/NON-NARC	185h	M								2	2								4	4			
		F																					
GAMBLING	19	M																					
		F																					
BOOKMAKING	19a	M																					
		F																					
NUMBERS	19b	M																					
		F																					
OTHER GAMBLING	19c	M																					
		F																					
FAMILY/CHILD	20	M																					
		F																					
DRIVING INFLUENCE	21	M	2	3	3	6	2	4	7	18	12	13	9	6	9	3	1	1	99	84	3	9	3
		F			1			1	2	8	12	8	2	2	3	1		1	41	33	2	6	
LIQUOR LAWS	22	M	3	1	2							1							7	5		2	
		F			1														1	1			
DRUNKENNESS	23	M																					
		F																					

AGENCY: WASILLA POLICE DEPARTMENT

Calendar Year: 2011

AGE, SEX AND RACE OF PERSONS ARRESTED
18 Years of age and over

CLASSIFICATIONS OF OFFENSES	UCR	SEX	AGE																TOT	RACE			
			18	19	20	21	22	23	24	25 29	30 34	35 39	40 44	45 49	50 54	55 59	60 64	65 OV		WHT	BLK	IND	ASN
DISORDERLY CONDUCT	24	M		1						2					1				4	3		1	
		F		1	1					3					1				6	2		4	
VAGRANCY	25	M																					
		F																					
ALL OTHER	26	M	9	11	14	16	3	8	11	51	22	16	21	10	7	2		3	204	184	4	15	1
		F	4	5	4	3	5	3	3	14	17	9	10	3	4		1		85	76	3	5	1
SUSPICION	27	M																					
		F																					
CURFEW	28	M																					
		F																					
TOTAL BY SEX		M	22	26	26	27	14	13	26	95	44	37	37	19	21	7	1	4	419	370	12	32	5
		F	5	8	8	5	9	8	12	41	33	21	14	6	8	1	1	1	181	159	5	16	1
GRAND TOTAL			**27**	**34**	**34**	**32**	**23**	**21**	**38**	**136**	**77**	**58**	**51**	**25**	**29**	**8**	**2**	**5**	**600**	**529**	**17**	**48**	**6**

AGENCY: WASILLA POLICE DEPARTMENT Calendar Year: 2011

ARSON OFFENSES KNOWN TO LAW ENFORCEMENT

1 Property Classification	2 Offenses Reported or Known to Police (Include Unfounded and attempts)	3 Unfounded, i.e. False or Baseless Complaints	4 Number of Actual Offenses (Column 2 Minus Column 3) (Include Attempts)	5 Total Offenses Cleared by Arrest or Exceptional Means (Include Column 6)	6 Number of Clearances Involving Only Persons Under 18 Years of Age	7 Offenses Where Structures Uninhabited, Abandoned, or not Normally in Use	8 Estimated Value of Property Damage
STRUCTURAL							
A. Single Occupancy Residential: Houses, Townhouses, Duplexes, etc.							
B. Other Residential: Apartments, Tenements, Flats, Hotels, Motels, Inns, Dormitories, Boarding Houses, etc.							
C. Storage: Barns, Garages, Warehouses, etc.	1		1			1	
D. Industrial/Manufacturing:							
E. Other Commercial: Stores, Restaurants, Offices, etc.							
F. Community/Public: Churches, Jails, Schools, Colleges, Hosptials, etc.							
G. All Other Structure: Out Buildings, Monuments, Buildings Under Constructions, etc.							
TOTAL	1		1			1	
MOBILE							
H. Motor Vehicles: Automoblies, Trucks, Buses, Motorcycles, etc. UCR Definition							
I. Other Mobile Property: Trailers, Recreational Vehicles, Airplanes, Boats, etc.							
TOTAL							
OTHER							
J. TOTAL OTHER Crops, Timber, Fences, Signs, etc.							
TOTAL							
GRAND TOTAL	**1**		**1**			**1**	

AGENCY: WASILLA POLICE DEPARTMENT

Calendar Year: 2011

LAW ENFORCEMENT OFFICERS KILLED OR ASSAULTED

Type of Activity	Total assaults by weapon	Type of Weapon				Type of Assignment							Officer assaults cleared
		Firearm	Knife or other cutting instru-ment	Other danger-ous weapon	Hands, fists, feet, etc.	Two-officer vehicle	One-officer vehicle		Detective or special assgn.		Other		
							Alone	Asst	Alone	Ast	Alone	Asst	
	A	B	C	D	E	F	G	H	I	J	K	L	M
1. Responding to disturbance calls (family quarrels, person with firearm, etc.	1				1			1					
2. Burglaries in progress or pursuing burglary suspects													
3. Robberies in progress or pursuing robbery suspects													
4. Attempting other arrests													
5. Civil disorder (riot, mass disobedience, etc.)													
6. Handling, transporting, custody of prisoners	1				1			1					
7. Investigating suspicious persons or circumstances													
8. Ambush – no warning													
9. Mentally deranged													
10. Traffic pursuits and stops	1			1			1						
11. All other													
12. TOTAL (1-11)	**3**			**1**	**2**		**1**	**2**					
13. Number with person injury	1				1								
14. Number without personal injury	2			1	1								

15. TIME OF ASSAULTS	12 AM	2 AM	4 AM	6 AM	8 AM	10 AM	NOON	2 PM	4 PM	6 PM	8 PM	10 PM	UNK
	2	1											

THIS PAGE INTENTIONALLY LEFT BLANK

AGENCY: WRANGELL POLICE DEPARTMENT CALENDAR YEAR 2011

OFFENSES KNOWN TO LAW ENFORCEMENT

(1) Classification of Offense	(2) Offenses Reported	(3) Unfounded Offenses	(4) Actual Offenses	(5) Offenses Cleared	(6) Juveniles Only
CRIMINAL HOMICIDE					
MURDER/NONNEG MANSLAUGHTER					
MANSLAUGHTER BY NEGLIGENCE					
TOTAL					
FORCIBLE RAPE					
RAPE BY FORCE					
ATTEMPTED FORCIBLE RAPE					
TOTAL					
ROBBERY					
FIREARM					
KNIFE/CUTTING INSTRUMENT					
OTHER DANGEROUS WEAPON					
STRONG-ARM (HANDS, FISTS)					
TOTAL					
ASSAULT					
FIREARM	1		1	1	
KNIFE OR CUTTING INSTRUMENT					
OTHER DANGEROUS WEAPON	1		1	1	
HANDS, FIST, FEET, AGGRAVATED	1		1	1	
OTHER ASSAULTS - SIMPLE	20		20	20	
TOTAL	23		23	23	
BURGLARY					
FORCIBLE ENTRY					
UNLAWFUL ENTRY - NO FORCE	2		2		
ATTEMPTED FORCIBLE ENTRY	2		2	1	
TOTAL	4		4	1	
LARCENY-THEFT					
THEFT (EX MOTOR VEHICLE)	22		22	3	
TOTAL	22		22	3	
MOTOR VEHICLE THEFT					
AUTOS	5		5	5	
TRUCKS AND BUSES					
OTHER VEHICLES					
TOTAL	5		5	5	
GRAND TOTAL	**54**		**54**	**32**	

AGENCY: WRANGELL POLICE DEPARTMENT

Calendar Year: 2011

PROPERTY STOLEN BY CLASSIFICATION

CLASSIFICATION OF OFFENSES	NUMBER ACTUAL OFFENSES		VALUE OF PROPERTY STOLEN	
MURDER/NONNEG MANSLAUGHTER				
FORCIBLE RAPE				
ROBBERY				
HIGHWAY (STREET, ALLEYS, ETC.)				
COMMERCIAL HOUSE				
GAS OR SERVICE STATION				
CONVENIENCE STORE				
RESIDENCE				
BANK				
MISCELLANEOUS				
TOTAL ROBBERY				
BURGLARY				
RESIDENCE (DWELLING)				
NIGHT (6PM-6AM)				
DAY (6AM-6PM)	1			
UNKNOWN	1		$ 300	
NON-RESIDENCE (STORE ETC.)				
NIGHT (6PM-6AM)				
DAY (6AM-6PM)				
UNKNOWN	2		$ 60	
TOTAL BURGLARY	4		$ 360	
LARCENY-THEFT				
$200 AND OVER	11		$ 4,510	
$50 TO $200	7		$ 759	
UNDER $50	4		$ 102	
TOTAL	22		$ 5,371	
6X. NATURE OF LARCENIES UNDER ITEM 6				
POCKET-PICKING				
PURSE-SNATCHING				
SHOPLIFTING				
FROM MOTOR VEHICLE		3		$ 1,200
MOTOR VEHICLE PARTS & ACCESSORIES				
BICYCLES				
FROM BUILDING(EX C&H)		11		$ 3,021
FROM COIN-OP MACHINES				
ALL OTHER		8		$ 1,150
TOTAL LARCENY		22		$ 5,371
MOTOR VEHICLE THEFT	5		$ 5,000	
STOLEN & RECOVERED LOCALLY	1			
STOLEN LOCALLY & RECOVERED OTHER				
TOTAL STOLEN OTHER & RECOVERED LOCAL	1			
STOLEN IN OTHER JURIS & RECOVERED LOCALLY				
TOTAL MOTOR VEHICLE THEFT	5		$ 5,000	
GRAND TOTAL	**31**		**$ 10,731**	

AGENCY: WRANGELL POLICE DEPARTMENT Calendar Year: 2011

PROPERTY BY TYPE AND VALUE

Type of Property (1)	Monetary Value of Property Stolen in Your Jurisdiction	
	STOLEN (2)	RECOVERED (3)
CURRENCY, NOTES, ETC.	$ 1,532	$ 1,032
JEWELRY & PRECIOUS METALS		
CLOTHING AND FURS	$ 250	
LOCALLY STOLEN MOTOR VEHICLE	$ 5,000	$ 5,000
OFFICE EQUIPMENT		
TV, RADIOS, CAMERAS, ETC.	$ 1,409	
FIREARMS	$ 800	$ 350
HOUSEHOLD GOODS	$ 650	$ 150
CONSUMABLE GOODS		
LIVESTOCK		
MISCELLANEOUS	$ 1,090	$ 70
GRAND TOTAL	**$ 10,731**	**$ 6,602**

AGENCY: WRANGELL POLICE DEPARTMENT

Calendar Year: 2011

AGE, SEX AND RACE OF PERSONS ARRESTED
under 18 Years of age

CLASSIFICATIONS OF OFFENSES	UCR	SEX	AGE						TOT	RACE			
			Under 10	10-12	13-14	15	16	17		WHT	BLK	IND	ASN
MURDER/NONNEG MANSLAUGHTER	01A	M											
		F											
MANSLAUGHTER BY NEGLIGENCE	01B	M											
		F											
RAPE BY FORCE	02	M											
		F											
ROBBERY	03	M											
		F											
AGGRAVATED ASSAULT	04	M											
		F											
BURGLARY	05	M											
		F											
LARCENY	06	M											
		F											
MOTOR VEHICLE THEFT	07	M											
		F											
OTHER ASSAULTS	08	M											
		F											
ARSON	09	M											
		F											
FORGERY	10	M											
		F											
FRAUD	11	M											
		F											
EMBEZZLEMENT	12	M											
		F											
STOLEN PROPERTY	13	M											
		F											
VANDALISM	14	M											
		F											
WEAPONS	15	M			1				1			1	
		F											
PROSTITUTION	16	M											
		F											
SEX OFFENSES	17	M											
		F											

AGENCY: WRANGELL POLICE DEPARTMENT

Calendar Year: 2011

AGE, SEX AND RACE OF PERSONS ARRESTED
under 18 Years of age

CLASSIFICATIONS OF OFFENSES	UCR	SEX	AGE						TOT	RACE			
			Under 10	10-12	13-14	15	16	17		WHT	BLK	IND	ASN
DRUG/SALE/MAN	180	M											
		F											
NARCOTICS	180a	M											
		F											
MARIJUANA	180b	M											
		F											
SYNTHETIC NARC	180c	M											
		F											
OTHER/NON-NARC	180d	M											
		F											
DRUG/POSSESSION	185	M											
		F											
NARCOTICS	185e	M											
		F											
MARIJUANA	185f	M											
		F											
SYNTHETIC NARC	185g	M											
		F											
OTHER/NON-NARC	185h	M											
		F											
GAMBLING	19	M											
		F											
BOOKMAKING	19a	M											
		F											
NUMBERS	19b	M											
		F											
OTHER GAMBLING	19c	M											
		F											
FAMILY/CHILD	20	M											
		F											
DRIVING INFLUENCE	21	M											
		F											
LIQUOR LAWS	22	M			3		1	1	5	2		3	
		F					1	1	2	1		1	
DRUNKENNESS	23	M											
		F											

AGENCY: WRANGELL POLICE DEPARTMENT

Calendar Year: 2011

AGE, SEX AND RACE OF PERSONS ARRESTED
under 18 Years of age

CLASSIFICATIONS OF OFFENSES	UCR	SEX	AGE						TOT	RACE			
			Under 10	10-12	13-14	15	16	17		WHT	BLK	IND	ASN
DISORDERLY CONDUCT	24	M											
		F											
VAGRANCY	25	M											
		F											
ALL OTHER	26	M			1		6		7	2		5	
		F					2	1	3	1		2	
SUSPICION	27	M											
		F											
CURFEW	28	M											
		F											
RUN-AWAYS	29	M											
		F											
TOTAL BY SEX		M			5		7	1	13	4		9	
		F					3	2	5	2		3	
GRAND TOTAL					**5**		**10**	**3**	**18**	**6**		**12**	

AGENCY: WRANGELL POLICE DEPARTMENT

Calendar Year: 2011

AGE, SEX AND RACE OF PERSONS ARRESTED
18 Years of age and over

CLASSIFICATIONS OF OFFENSES	UCR	SEX	AGE																TOT	RACE			
			18	19	20	21	22	23	24	25 29	30 34	35 39	40 44	45 49	50 54	55 59	60 64	65 OV		WHT	BLK	IND	ASN
MURDER/NONNEG MANSLAUGHTER	01A	M																					
		F																					
MANSLAUGHTER BY NEGLIGENCE	01B	M																					
		F																					
RAPE BY FORCE	02	M																					
		F																					
ROBBERY	03	M																					
		F																					
AGGRAVATED ASSAULT	04	M												2	1				3	3			
		F																					
BURGLARY	05	M												1					1	1			
		F																					
LARCENY	06	M								1						1			2	2			
		F								2									2	1		1	
MOTOR VEHICLE THEFT	07	M					1		4										5	5			
		F																					
OTHER ASSAULTS	08	M		1			1	1	1	5	1		1		4				15	11		4	
		F									1	3		1					5	4		1	
ARSON	09	M																					
		F																					
FORGERY	10	M																					
		F																					
FRAUD	11	M																					
		F																					
EMBEZZLEMENT	12	M																					
		F																					
STOLEN PROPERTY	13	M																					
		F																					
VANDALISM	14	M						1											1	1			
		F																					
WEAPONS	15	M			1			1							1				3	3			
		F																					
PROSTITUTION	16	M																					
		F																					
SEX OFFENSES	17	M	1											1					2	2			
		F																					

AGENCY: WRANGELL POLICE DEPARTMENT

Calendar Year: 2011

AGE, SEX AND RACE OF PERSONS ARRESTED
18 Years of age and over

CLASSIFICATIONS OF OFFENSES	UCR	SEX	AGE																TOT	RACE			
			18	19	20	21	22	23	24	25 29	30 34	35 39	40 44	45 49	50 54	55 59	60 64	65 OV		WHT	BLK	IND	ASN
DRUG/SALE/MAN	180	M																					
		F																					
NARCOTICS	180a	M																					
		F																					
MARIJUANA	180b	M																					
		F																					
SYNTHETIC NARC	180c	M																					
		F																					
OTHER/NON-NARC	180d	M																					
		F																					
DRUG/POSSESSION	185	M	2	1	1			1						1					6	5		1	
		F		1															1			1	
NARCOTICS	185e	M																					
		F																					
MARIJUANA	185f	M	2	1	1			1						1					6	5		1	
		F		1															1			1	
SYNTHETIC NARC	185g	M																					
		F																					
OTHER/NON-NARC	185h	M																					
		F																					
GAMBLING	19	M																					
		F																					
BOOKMAKING	19a	M																					
		F																					
NUMBERS	19b	M																					
		F																					
OTHER GAMBLING	19c	M																					
		F																					
FAMILY/CHILD	20	M																					
		F																					
DRIVING INFLUENCE	21	M			1					2	2	2	2		2	1	2	1	15	13		2	
		F	1									1			1				3	2		1	
LIQUOR LAWS	22	M	2	2	4					1									9	8		1	
		F		1	1														2	2			
DRUNKENNESS	23	M																					
		F																					

AGENCY: WRANGELL POLICE DEPARTMENT

Calendar Year: 2011

AGE, SEX AND RACE OF PERSONS ARRESTED
18 Years of age and over

CLASSIFICATIONS OF OFFENSES	UCR	SEX	AGE																TOT	RACE			
			18	19	20	21	22	23	24	25 29	30 34	35 39	40 44	45 49	50 54	55 59	60 64	65 OV		WHT	BLK	IND	ASN
DISORDERLY CONDUCT	24	M																					
		F																					
VAGRANCY	25	M																					
		F																					
ALL OTHER	26	M	4	3	3	4	2	2	5	14	5	3	2	6	6	5	3	4	71	60		11	
		F		3		2				3	3	2	2	5	2	2	1	2	27	21		6	
SUSPICION	27	M																					
		F																					
CURFEW	28	M																					
		F																					
TOTAL BY SEX		M	9	7	10	4	4	6	10	23	8	5	5	11	14	7	5	5	133	114		19	
		F	1	5	1	2				5	4	6	2	6	3	2	1	2	40	30		10	
GRAND TOTAL			**10**	**12**	**11**	**6**	**4**	**6**	**10**	**28**	**12**	**11**	**7**	**17**	**17**	**9**	**6**	**7**	**173**	**144**		**29**	

AGENCY: WRANGELL POLICE DEPARTMENT Calendar Year: 2011

ARSON OFFENSES KNOWN TO LAW ENFORCEMENT

1 Property Classification	2 Offenses Reported or Known to Police (Include Unfounded and attempts)	3 Unfounded, i.e. False or Baseless Complaints	4 Number of Actual Offenses (Column 2 Minus Column 3) (Include Attempts)	5 Total Offenses Cleared by Arrest or Exceptional Means (Include Column 6)	6 Number of Clearances Involving Only Persons Under 18 Years of Age	7 Offenses Where Structures Uninhabited, Abandoned, or not Normally in Use	8 Estimated Value of Property Damage
STRUCTURAL							
A. Single Occupancy Residential: Houses, Townhouses, Duplexes, etc.							
B. Other Residential: Apartments, Tenements, Flats, Hotels, Motels, Inns, Dormitories, Boarding Houses, etc.							
C. Storage: Barns, Garages, Warehouses, etc.							
D. Industrial/Manufacturing:							
E. Other Commercial: Stores, Restaurants, Offices, etc.							
F. Community/Public: Churches, Jails, Schools, Colleges, Hosptials, etc.							
G. All Other Structure: Out Buildings, Monuments, Buildings Under Constructions, etc.							
TOTAL							
MOBILE							
H. Motor Vehicles: Automoblies, Trucks, Buses, Motorcycles, etc. UCR Definition							
I. Other Mobile Property: Trailers, Recreational Vehicles, Airplanes, Boats, etc.							
TOTAL							
OTHER							
J. TOTAL OTHER Crops, Timber, Fences, Signs, etc.							
TOTAL							
GRAND TOTAL							

AGENCY: WRANGELL POLICE DEPARTMENT

Calendar Year: 2011

LAW ENFORCEMENT OFFICERS KILLED OR ASSAULTED

Type of Activity	Total assaults by weapon	Type of Weapon				Type of Assignment							Officer assaults cleared
		Firearm	Knife or other cutting instru-ment	Other danger-ous weapon	Hands, fists, feet, etc.	Two-officer vehicle	One-officer vehicle		Detective or special assgn.		Other		
							Alone	Asst	Alone	Ast	Alone	Asst	
	A	B	C	D	E	F	G	H	I	J	K	L	M
1. Responding to disturbance calls (family quarrels, person with firearm, etc.													
2. Burglaries in progress or pursuing burglary suspects													
3. Robberies in progress or pursuing robbery suspects													
4. Attempting other arrests													
5. Civil disorder (riot, mass disobedience, etc.)													
6. Handling, transporting, custody of prisoners													
7. Investigating suspicious persons or circumstances													
8. Ambush – no warning													
9. Mentally deranged													
10. Traffic pursuits and stops													
11. All other													
12. TOTAL (1-11)													
13. Number with person injury													
14. Number without personal injury													

15. TIME OF ASSAULTS	12 AM	2 AM	4 AM	6 AM	8 AM	10 AM	NOON	2 PM	4 PM	6 PM	8 PM	10 PM	UNK

THIS PAGE INTENTIONALLY LEFT BLANK

OFFENSES IN UNIFORM CRIME REPORTING[8]

The Uniform Crime Reporting (UCR) Program divides offenses into two groups, Part I and Part II crimes. Each month, participating law enforcement agencies submit information on the number of Part I offenses known to them; those offenses cleared by arrest or exceptional means; and the age, sex, and race of persons arrested for each of the offenses. Contributors provide only arrest data for Part II offenses.

The UCR Program collects data about Part I offenses in order to measure the level and scope of crime occurring throughout the Nation. The Program's founders chose these offenses because they are serious crimes, they occur with regularity in all areas of the country, and they are likely to be reported to police.

The Part I offenses are:

Criminal homicide – a.) Murder and nonnegligent manslaughter: the willful (nonnegligent) killing of one human being by another. Deaths caused by negligence, attempts to kill, assaults to kill, suicides, and accidental deaths are excluded. The Program classifies *justifiable homicides* separately and limits the definition to: (1) the killing of a felon by a law enforcement officer in the line of duty; or (2) the killing of a felon, during the commission of a felony, by a private citizen. b.) Manslaughter by negligence: the killing of another person through gross negligence. Deaths of persons due to their own negligence, accidental deaths not resulting from gross negligence, and traffic fatalities are not included in the category Manslaughter by Negligence.

Forcible rape – The carnal knowledge of a female forcibly and against her will. Rapes by force and attempts or assaults to rape, regardless of the age of the victim, are included. Statutory offenses (no force used – victim under age of consent) are excluded.

Robbery – The taking or attempting to take anything of value from the care, custody, or control of a person or persons by force or threat of force or violence and/or by putting the victim in fear.

Aggravated assault – An unlawful attack by one person upon another for the purpose of inflicting severe or aggravated bodily injury. This type of assault usually is accompanied by the use of a weapon or by means likely to produce death or great bodily harm. Simple assaults are excluded.

Burglary (breaking or entering) – The unlawful entry of a structure to commit a felony or a theft. Attempted forcible entry is included.

Larceny-theft (except motor vehicle theft) – The unlawful taking, carrying, leading, or riding away of property from the possession or constructive possession of another. Examples are thefts of bicycles, motor vehicle parts and accessories, shoplifting, pocket-picking, or the stealing of any property or article that is not taken by force and violence or by fraud. Attempted larcenies are included. Embezzlement, confidence games, forgery, check fraud, etc., are excluded.

Motor vehicle theft – The theft or attempted theft of a motor vehicle. A motor vehicle is self-propelled and runs on land surface and not on rails. Motorboats, construction equipment, airplanes, and farming equipment are specifically excluded from this category.

Arson – Any willful or malicious burning or attempt to burn, with or without intent to defraud, a dwelling house, public building, motor vehicle or aircraft, personal property of another, etc.

[8] Crime in the United States 2010, http://www.fbi.gov/about-us/cjis/ucr/crime-in-the-u.s/2010/crime-in-the-u.s.-2010/offense-definitions

The Part II offenses are:

Other assaults (simple) – Assaults and attempted assaults which are not of an aggravated nature and do not result in serious injury to the victim. Stalking, intimidation, coercion, and hazing are included.

Forgery and counterfeiting – The altering, copying or imitating of something, without authority or right, with the intent to deceive or defraud by passing the copy or thing altered or imitated as that which is the original or genuine; or the selling, buying, or possession of an altered, copied, or imitated thing with the intent to deceive or defraud. Attempts are included.

Fraud – The intentional perversion of the truth for the purpose or including another person or other entity in reliance upon it to part with something of value or to surrender a legal right. Fraudulent conversion and obtaining money or property by false pretenses. Confidence games and bad checks, except forgeries and counterfeiting, are included.

Embezzlement – The unlawful misappropriation or misapplication by an offender to his/her own use or purpose of money, property, or some other thing of value entrusted to his/her care, custody, or control.

Stolen property; buying, receiving, possessing – Buying, receiving, possessing, selling, concealing, or transporting any property with the knowledge that it has been unlawfully taken, as by burglary, embezzlement, fraud, larceny, robbery, ect. Attempts are included.

Vandalism – To willfully or maliciously destroy, injure, disfigure, or deface any public or private property, real or personal, without the consent of the owner or person having custody or control by cutting, tearing, breaking, marking, painting, drawing, covering with filth, or any other such means as may be specified by local law. Attempts are included.

Weapons: carrying, possessing, etc. – The violation of laws or ordinances prohibiting the manufacture, sale purchase, transportation, possession, concealment, or use of firearms, cutting instruments, explosives, incendiary devices, or other deadly weapons. Attempts are included.

Prostitution and commercialized vice – The unlawful promotion of or participation in sexual activities for profit, including attempts. To solicit customers or transport persons for prostitution purposes; to own, manage, or operate a dwelling or other establishment for the purpose or providing a place where prostitution is performed; or to otherwise assist or promote prostitution.

Sex offenses (except forcible rape, prostitution, and commercialized vice) - Offenses against chastity, common decency, morals, and the like. Incest, indecent exposure, and statutory rape are included. Attempts are included.

Drug abuse violation – The violation of laws prohibiting the production, distribution, and/or use of certain controlled substances. The unlawful cultivation, manufacture, distribution, sale, purchase, use, possession, transportation, or importation of any controlled drug or narcotic substance. Arrests for violations of state and local laws, specifically those relating to the unlawful possession, sale, use, growing, manufacturing and making of narcotic drugs. The following drug categories are specified: opium or cocaine and their derivatives (morphine, heroin, codeine); marijuana; synthetic narcotics – manufactured narcotics that can cause true addiction (demerol, methadone); and dangerous non-narcotic drugs (barbiturates, benzedrine).

Gambling – To unlawfully bet or wager money or something else of value; assist, promote, or operate a game of chance for money or some other stake; possess or transmit wagering information; manufacture,

sell, purchase, possess, or transport gambling equipment, devices, or goods; or tamper with the outcome of a sporting event or contest to gain a gambling advantage.

Offenses against family and children – Unlawful nonviolent acts by a family member (or legal guardian) that threaten the physical, mental, or economic well-being or morals or another family member and are not classifiable as other offenses, such as Assault or Sex Offenses. Attempts are included.

Driving under the influence – Driving or operating a motor vehicle or common carrier while mentally or physically impaired as the result of consuming an alcoholic beverage or using a drug or narcotic.

Liquor laws – The violation of state or local laws or ordinances prohibiting the manufacture, sale, purchase, transportation, possession, or use of alcoholic beverages, not including driving under the influence and drunkenness. Federal violations are excluded.

Drunkenness – To drink alcoholic beverages to the extent that one's mental faculties and physical coordination are substantially impaired. Driving under the influence in excluded.

Disorderly conduct – Any behavior that tends to disturb the public peace or decorum, scandalize the community, or shock the public sense of morality.

Vagrancy – The violation of a court order, regulation, ordinance, or law requiring the withdrawal of persons from the streets or other specified areas; prohibiting persons from remaining in an area or place in an idle or aimless manner; or prohibiting persons from going from place to place without visible means of support.

All other offenses – All violations of state or local laws not specifically identified as Part I or Part II offenses, except traffic violations.

Suspicion – Arrested for no specific offense and released without formal charges being placed.

Curfew and loitering laws (persons under age 18) – Violations by juveniles of local curfew or loitering ordinances.

Runaways (persons under age 18) – Limited to juveniles taken into protective custody under the provisions of local statutes.

Crime Reported in Alaska 2011 is an on-line publication of the Alaska Department of Public Safety's Division of Statewide Services. It is intended to inform Alaskans about the type and frequency of crime reported in Alaska during 2011.