

FACT SHEET



State and Local Law Enforcement Personnel in Alaska: 1982–2012

Khristy Parker, MPA, Research Professional

This fact sheet presents Uniform Crime Report (UCR) statistics from the Alaska Department of Public Safety (DPS), Criminal Records & Identification Bureau (CRIB), and the Federal Bureau of Investigation (FBI) for the period from 1982 to 2012. The data presented focuses exclusively on state and local law enforcement personnel. These data were extracted from DPS's *Crime in Alaska* (<http://www.dps.state.ak.us/statewide/ucr.aspx>) and the FBI's *Crime in the United States* (<http://www.fbi.gov/about-us/cjis/ucr/ucr-publications#Crime>) publications.

Agency size. Figure 1 presents the distribution of Alaska police agencies according to the total number of

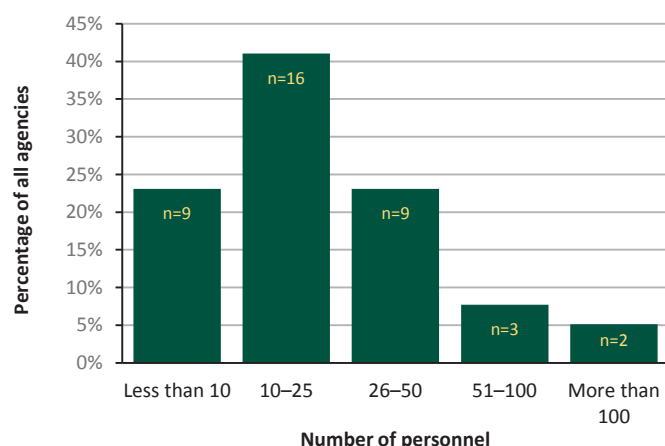
employees in 2012, the most recent year for which data were available. In 2012, 39 agencies reported employee information to the Alaska Department of Public Safety (DPS). These 39 agencies represent 81.3% of all Alaska police agencies, and provided police services to 99.4% of Alaska's population.

Among the police agencies reporting personnel information, 64.1% employed 25 or fewer employees in 2012. Only two police agencies employed more than 100 people: the Alaska Department of Public Safety (which employed 637 persons in 2012) and the Anchorage Police Department (APD) (which employed 511 persons in 2012).

Police-citizen ratio. Depicted in Figure 2 are the

FIGURE 1.

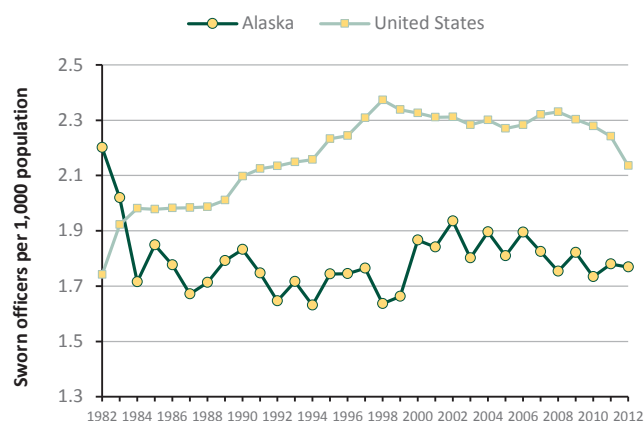
Size of law enforcement agencies in Alaska by number of employed personnel, 2012



Source of data: Alaska Department of Public Safety, Criminal Records & Identification Bureau (2013). *Crime in Alaska*. Juneau, AK.

FIGURE 2.

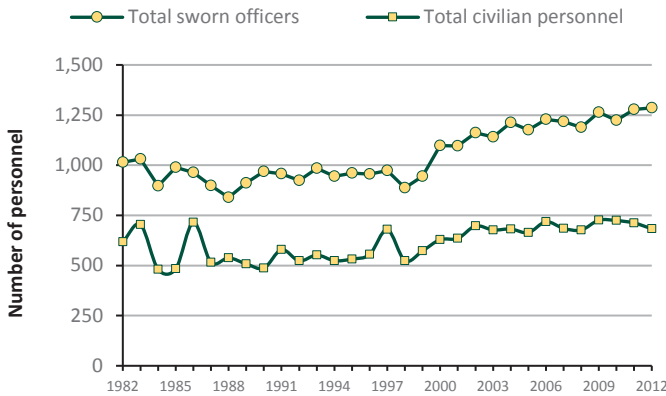
State and local sworn police officers per 1,000 population, Alaska and U.S., 1982–2012



Source of data: U.S. Department of Justice, Federal Bureau of Investigation (1983–2013). *Crime in the United States*. Washington, DC; Alaska Department of Public Safety, Criminal Records & Identification Bureau (1983–2013). *Crime in Alaska*. Juneau, AK.

FIGURE 3.

Total number of sworn officers and civilian personnel employed by state and local law enforcement agencies in Alaska, 1982–2012



Source of data: Alaska Department of Public Safety, Criminal Records & Identification Bureau (1983–2013). *Crime in Alaska*. Juneau, AK.

police to citizen ratios for the United States and the state of Alaska for the 1982–2012 time period. These ratios represent the total number of sworn police officers per 1,000 population. Since 1984, Alaska’s police-citizen ratio has lagged behind the rest of the United States. From 1982 to 2012, Alaska averaged 1.8 police officers for every 1,000 residents, while for the U.S. as a whole, the ratio was 2.2 officers per 1,000 residents.

Sworn officer and civilian employment. Figure 3 shows the ratio of sworn police officers and non-sworn

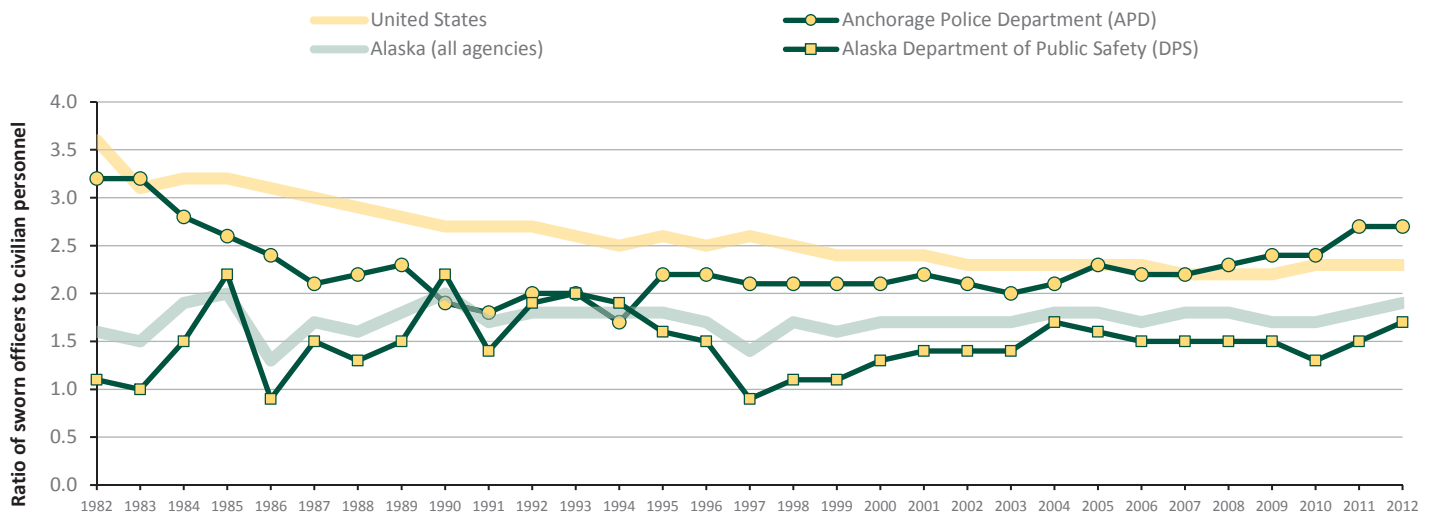
personnel (“civilians”) employed by Alaska police agencies from 1982 through 2012.

When data for all Alaska police agencies were combined, the ratio of sworn police officers to civilian employees demonstrated stability over the 1982–2012 period (Figure 4). Since 1982, state and local law enforcement agencies in Alaska have employed, on average, 1.7 sworn police officers for every civilian employee. At its lowest level in 1986, there were 1.3 sworn police officers for every civilian employee; the sworn officer to civilian employee ratio peaked in 1985 and again in 1990 at 2.0. The stability in Alaska’s sworn police officer to civilian personnel ratio differs from the national trend, which shows a steady decline from 1982 to 2009, stabilizing at 2.3 since 2010.

Figure 4 also shows the sworn police officer to civilian employee ratios for two agencies: the Alaska Department of Public Safety (DPS) and the Anchorage Police Department (APD). Overall, the sworn police officer to civilian employee ratio for DPS has paralleled the statewide trend since 1982, albeit with values slightly lower than the statewide average. Between the early 1990s and the mid-2000s, the ratio for APD also paralleled the statewide trend, but with ratios slightly higher than the statewide average. Since the mid-2000s, however, the sworn police officer to civilian employee

FIGURE 4.

Ratio of sworn officers to civilian personnel in the U.S. and selected Alaska law enforcement agencies, 1982–2012



Source of data: U.S. Department of Justice, Federal Bureau of Investigation (1983–2013). *Crime in the United States*. Washington, DC; Alaska Department of Public Safety, Criminal Records & Identification Bureau (1983–2013). *Crime in Alaska*. Juneau, AK.

ratio for APD diverged upward from the statewide trend. In 2012, the ratio of sworn police officer employees to civilian employees was 1.7 for DPS and 2.7 for APD.

Women in Alaska policing. Figure 5 presents data comparing Alaska and the United States as a whole with respect to the percentage of sworn police officers who are female. (Complete sex-specific employment data are limited to the 1988–2012 period.) Since 1988, police agencies in the United States have seen a steady increase in the number of women working as sworn police officers. In 1988, nearly 8% of all sworn officers in the United States were female; by 2012 that number had increased to almost 12%.

Between 1988 and 2004 the rate of female police officer employment in Alaska resembled the overall national trend, increasing steadily. In 1988, only 6.3% of all sworn officers in the state of Alaska were women; by 2004 the percentage of sworn officers that were female had reached its highest level of 10.2%. Since 2004, the percentage of female sworn officers in Alaska has declined to 8.3% in 2012.

Figure 5 also shows the percentages of female sworn officers for DPS and APD between 1988 and 2012.

Prior to 2012, DPS maintained a percentage of female sworn officers below the national and statewide averages. Overall, the proportion of sworn female officers at DPS

has decreased slightly (-0.8%) since 1988. However, since 2008, the proportion of women working as sworn officers in DPS has increased slightly, totaling 4.3% of the sworn officer workforce in 2012.

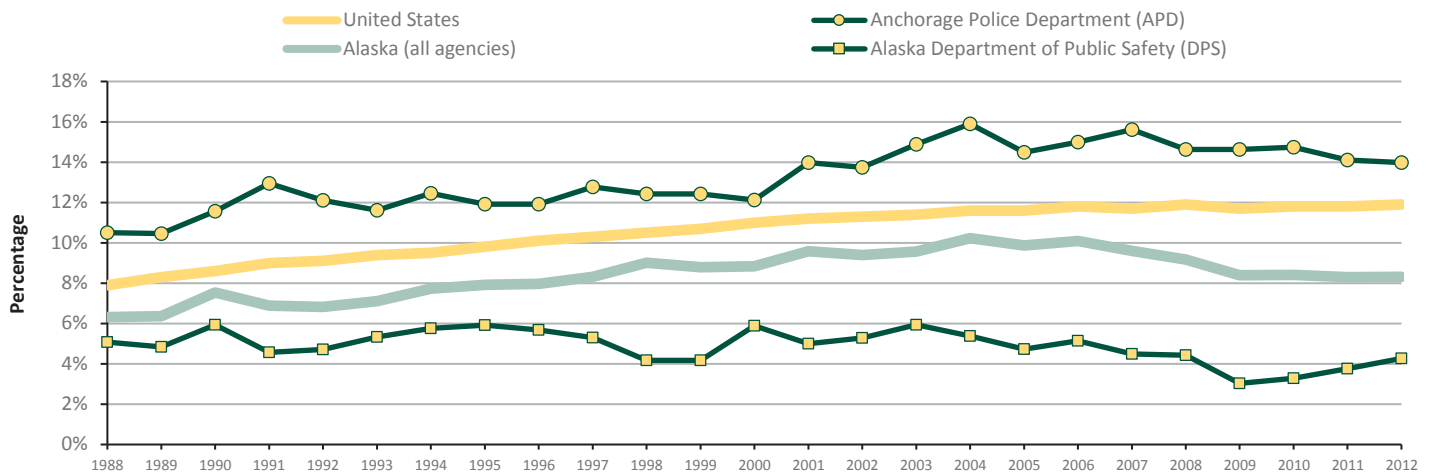
Since 2008, APD has maintained a percentage of female sworn police officers above both the national and statewide averages. The proportion of sworn female officers in APD has increased 3.5% since 1988. However, since reaching a high of 15.9% in 2004, the proportional representation of female police officers within APD has declined. In 2012, 14% of sworn APD officers were female.

SUMMARY

This fact sheet presents state and local law enforcement personnel information compiled from annual *Crime in Alaska* and *Crime in the United States* reports published since 1982.

Nearly two-thirds of state and local law enforcement agencies in Alaska employ 25 employees or fewer, and about the same percent (67%) of those employees are sworn police officers. Since 1982, the statewide sworn police officer to civilian employee ratio has remained steady with an annual average across the period of 1.7. Although the statewide ratio was consistent, ratios at the agency level showed variability over the period.

FIGURE 5. Percentage of sworn officers who are female in the U.S. and selected Alaska law enforcement agencies, 1988–2012



Source of data: U.S. Department of Justice, Federal Bureau of Investigation (1989–2013). *Crime in the United States*. Washington, DC; Alaska Department of Public Safety, Criminal Records & Identification Bureau (1989–2013). *Crime in Alaska*. Juneau, AK.

Since 1982, the state of Alaska has lagged behind the rest of the United States with respect to the employment of women as sworn police officers. This trend has been exaggerated since the mid-2000s. As of 2012, only slightly more than 8% of all sworn police officers in the state of Alaska were women. In the United States as a whole, nearly 12% of all sworn officers were female in 2012.

NOTES

UNIFORM CRIME REPORTS

Recognizing the need for national crime statistics, the International Association of Chiefs of Police (IACP) developed the foundations in the 1920s for the current UCR program. In June 1930, Congress designated the FBI as the agency authorized to collect, compile, and distribute crime records in an effort to measure the volume of crime in the United States. The UCR program collects monthly information from more than 18,000 city, university and college, county, state, tribal, and federal law enforcement agencies that voluntarily reporting data on crimes reported to them. The primary objective of the UCR program is to produce reliable data on crime for use in law enforcement administration, operation, and management. UCR data are not intended to be used to rank agencies or the jurisdictions in which they are located, and thus UCR data should not be used to designate American cities, counties, or other jurisdictions as “safe” or “dangerous” in the absence of careful consideration of the limitations of these data.

The UCR records data for eight serious crimes (called Part I offenses) and more than twenty less serious offenses (called Part II offenses). Part I offenses include four violent crimes — murder and nonnegligent manslaughter (homicide), forcible rape, robbery, and aggravated assault — and four property crimes — burglary, larceny-theft, motor vehicle theft, and arson. In 2012, UCR data was reported by law enforcement agencies representing 98.1% of the total U.S. population.

UCR IN ALASKA

Since 1982, the Alaska Department of Public Safety (DPS), Division of Statewide Services (DSS), has administered the UCR program for Alaska. The Criminal Records and Identification Bureau (CRIB), located within the DSS, collects, tabulates, reports, and publishes UCR data submitted by Alaska law enforcement agencies. As is the case nationally, submitting agencies retain responsibility for the accuracy of the data. While UCR reporting to the FBI is voluntary, AS §12.62.130 requires Alaska law enforcement agencies to submit crime data to DPS. In 2012, 33 agencies provided UCR crime data to DPS. An estimated 99.4% of the state’s total population fell within the jurisdiction of the submitting agencies.

THE ALASKA JUSTICE STATISTICAL ANALYSIS CENTER



ABOUT

The Alaska Justice Statistical Analysis Center (AJSAC) was established by Administrative Order No. 89, signed by Governor William Sheffield on July 2, 1986. Since that time the AJSAC has been housed within the University of Alaska Anchorage Justice Center. The AJSAC assists Alaska criminal justice agencies, as well as state and local governments and officials, with the development, implementation, and evaluation of criminal justice programs and policies through the collection, analysis, and reporting of crime and justice statistics.

Since 1972, the Bureau of Justice Statistics (BJS) and its predecessor agency, the National Criminal Justice Information and Statistics Service, has provided support to state and territorial governments to establish and operate Statistical Analysis Centers (SACs) to collect, analyze, and report statistics on crime and justice to federal, state, and local levels of government, and to share state-level information nationally. There are currently 53 SACs located in the United States and its Territories. The AJSAC is a member of the Justice Research and Statistics Association (JRSA), a national nonprofit organization comprised of SAC directors, researchers, and practitioners dedicated to policy-oriented research and analysis.

CONTACT INFORMATION

Location

The Alaska Justice Statistical Analysis Center (AJSAC) is housed in the University of Alaska Anchorage Justice Center, which is located on the second floor of the UAA/APU Consortium Library, Suite 213.

Mailing Address

Alaska Justice Statistical Analysis Center
University of Alaska Anchorage
3211 Providence Drive, LIB 213
Anchorage, Alaska 99508

Phone/Email

Khristy Parker, MPA
Research Professional
(907) 786-1809
klparker@uaa.alaska.edu

ON THE WEB

To learn more about the AJSAC research, please visit our website at: <http://www.uaa.alaska.edu/ajsac/>.

PRODUCTION

Barbara Armstrong, Editor
Melissa S. Green, Publication Specialist

© Copyright 2014 Alaska Justice Statistical Analysis Center, Justice Center, University of Alaska Anchorage

 UNIVERSITY of ALASKA ANCHORAGE

UAA is an EEO/AA employer and educational institution.